



US00D977587S

(12) **United States Design Patent** (10) **Patent No.:** **US D977,587 S**
Feng (45) **Date of Patent:** **** Feb. 7, 2023**

(54) **TOY BLOCK**
(71) Applicant: **Xin Feng**, Baulkham Hills (AU)
(72) Inventor: **Xin Feng**, Baulkham Hills (AU)
(**) Term: **15 Years**
(21) Appl. No.: **29/788,226**
(22) Filed: **Apr. 16, 2021**
(51) **LOC (14) Cl.** **21-01**
(52) **U.S. Cl.**
USPC **D21/485**
(58) **Field of Classification Search**
USPC D21/484-505
CPC A63H 33/04; A63H 33/06; A63H 33/062;
A63H 33/08; A63H 33/082; A63H
33/084; A63H 33/086; A63H 33/088
See application file for complete search history.

D751,153 S * 3/2016 Lacroix D21/494
D807,969 S * 1/2018 Hu D21/504
D861,801 S * 10/2019 Mclgaard D21/500
10,478,741 B2 * 11/2019 Heo A63H 33/062
D937,361 S * 11/2021 Sisamos D21/501

* cited by examiner

Primary Examiner — Cynthia M. Chin

(57) **CLAIM**

The ornamental design for a toy block, as shown and described.

DESCRIPTION


FIG. 1 is a front view of a toy block showing my new design;
FIG. 2 is a Right view thereof;
FIG. 3 is a left view thereof;
FIG. 4 is a top view thereof;
FIG. 5 is a bottom view thereof;
FIG. 6 is a back view thereof;
FIG. 7 is a perspective view from top front right thereof;
FIG. 8 is a perspective view from top front left thereof;
FIG. 9 is a perspective view from bottom back right thereof;
and,
FIG. 10 is a perspective view from bottom back left thereof.

(56) **References Cited**

U.S. PATENT DOCUMENTS

D317,478 S * 6/1991 Larsen D21/501
5,049,104 A * 9/1991 Olsen A63H 33/042
446/104

1 Claim, 10 Drawing Sheets






Figure 1




Figure 2




Figure 3

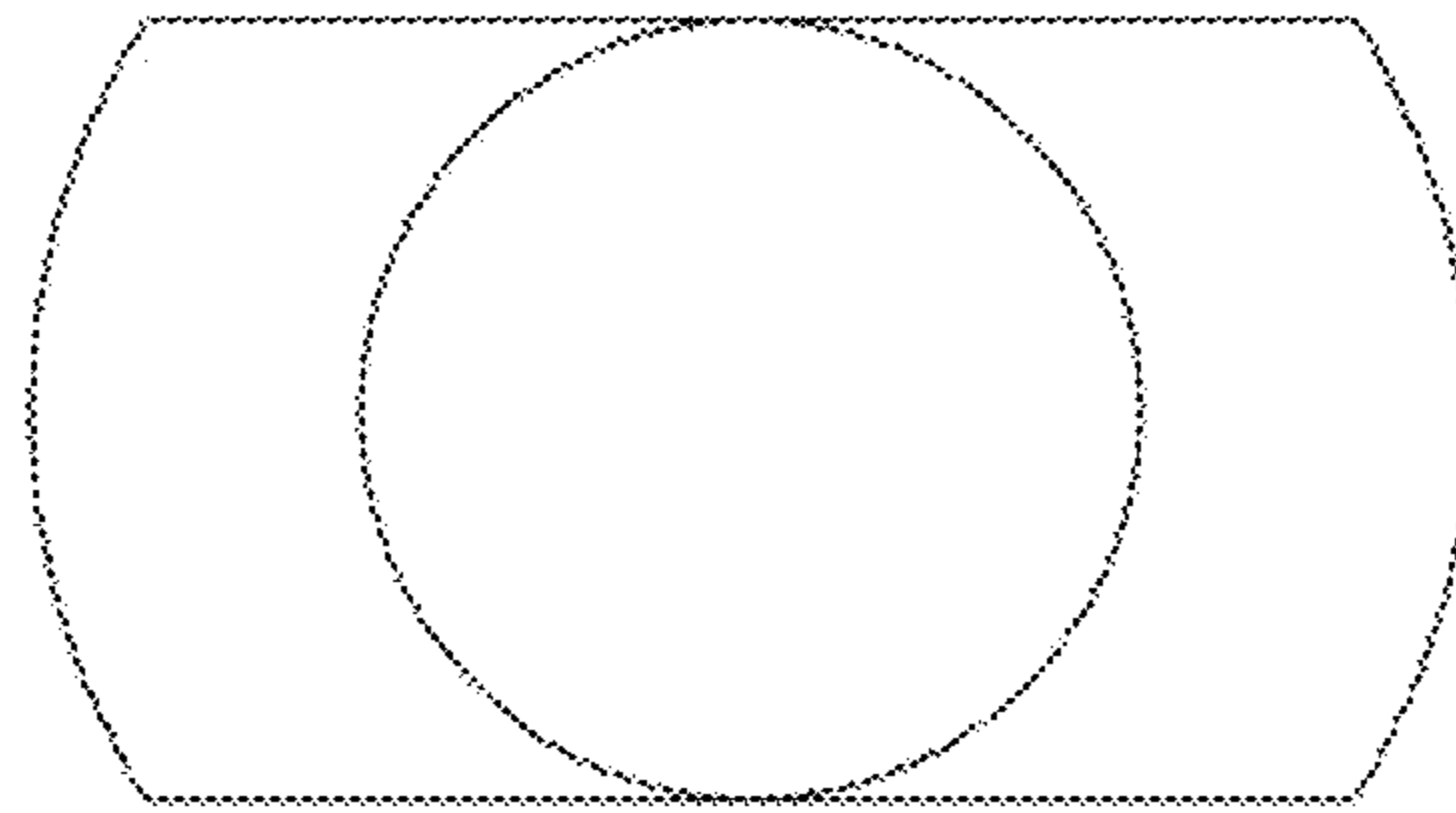


Figure 4

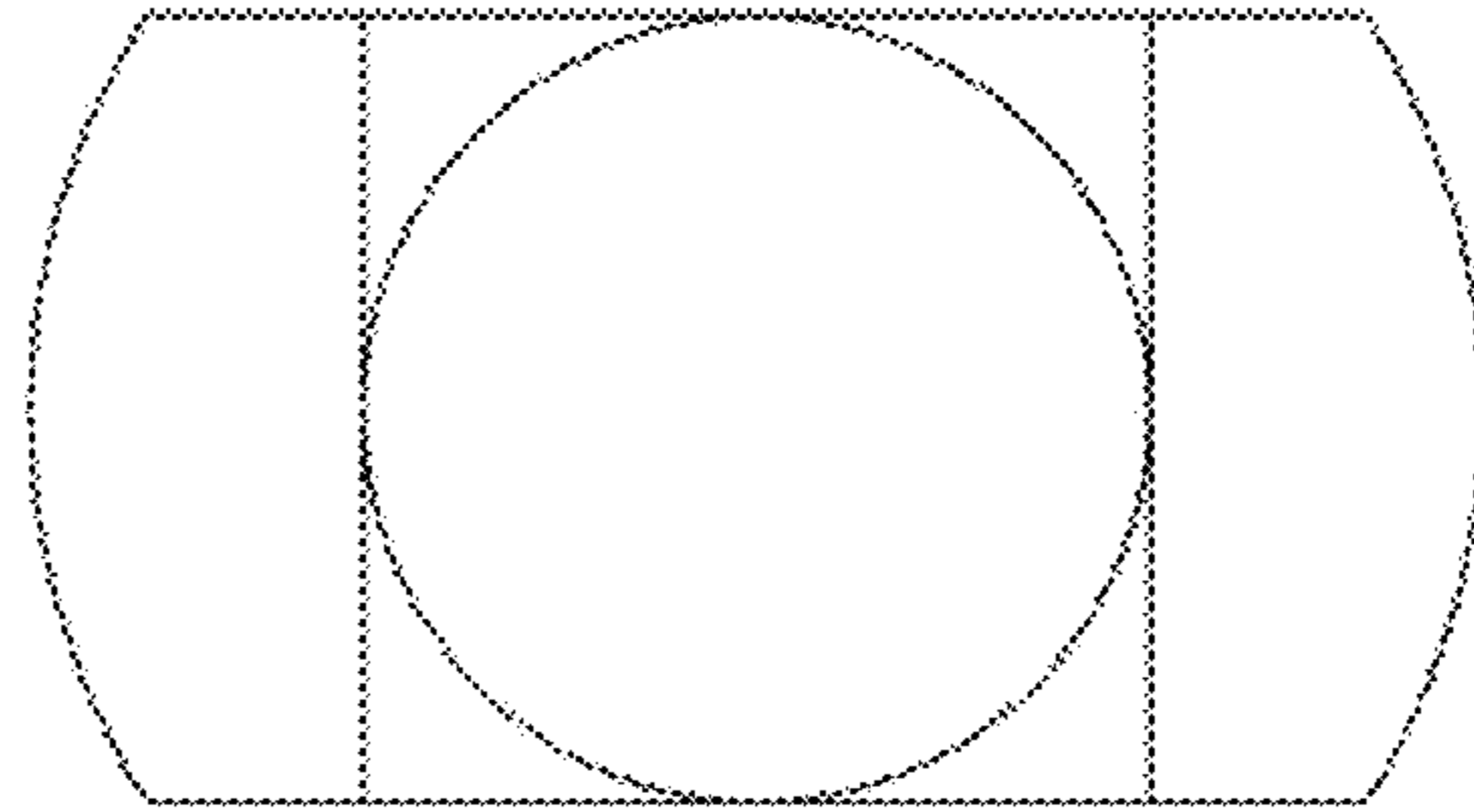


Figure 5




Figure 6




Figure 7




Figure 8




Figure 9




Figure 10