



US00D977576S

(12) **United States Design Patent**
Kobayashi et al.

(10) **Patent No.:** **US D977,576 S**
(45) **Date of Patent:** **** Feb. 7, 2023**

(54) **CONTROLLER FOR ELECTRONIC DEVICE**

FOREIGN PATENT DOCUMENTS

(71) Applicant: **SONY INTERACTIVE ENTERTAINMENT INC.**, Tokyo (JP)

JP H07-202997 A 8/1995
JP D1645826 S 11/2019

(72) Inventors: **Ikuo Kobayashi**, Tokyo (JP); **Taichi Nokuo**, Tokyo (JP)

OTHER PUBLICATIONS

(73) Assignee: **SONY INTERACTIVE ENTERTAINMENT INC.**, Tokyo (JP)

Mar. 30, 2021, Japanese Office Action issued for related JP Application No. 2020-007069.

(**) Term: **15 Years**

Primary Examiner — Mehri F Bajoul

(21) Appl. No.: **29/751,810**

(74) *Attorney, Agent, or Firm* — Paratus Law Group, PLLC

(22) Filed: **Sep. 23, 2020**

(57) **CLAIM**

(30) **Foreign Application Priority Data**

The ornamental design for a controller for electronic device, as shown and described.

Apr. 3, 2020 (JP) 2020-007069 D

(51) **LOC (14) Cl.** **21-01**

(52) **U.S. Cl.**
USPC **D21/333**

(58) **Field of Classification Search**
USPC D21/324, 332-337, 566, 572-574, 328;
D14/217, 218, 356, 387, 388, 389, 400,
D14/401, 415, 418, 426-431, 443, 447,
D14/449, 450, 454, 455, 471, 474, 483,
D14/496, 511; D13/164, 168

CPC A63F 9/02; A63F 9/24; A63F 9/029; A63F
9/0252; A63F 13/00; A63F 13/23; A63F
13/24; A63F 13/26; A63F 13/98; A63F
13/02; A63F 13/12; A63F 9/0291; A63F
9/00; A63F 2300/00; A63F 2300/1031

See application file for complete search history.

DESCRIPTION

FIG. 1 is a perspective view of front and right side of a controller for electronic device showing my new design; FIG. 2 is a perspective view of rear and left side thereof; FIG. 3 is a front view thereof; FIG. 4 is a rear view thereof; FIG. 5 is a left side view thereof; FIG. 6 is a right side view thereof; FIG. 7 is a top view thereof; FIG. 8 is a bottom view thereof; FIG. 9 is a cross-sectional view at portion 9-9 of FIG. 4 thereof; FIG. 10 is a cross-sectional view at portion 10-10 of FIG. 4 thereof; FIG. 11 is an enlarged view at portion 11-11, 11-11 of FIG. 9 thereof; and, FIG. 12 is an enlarged view at portion 12-12, 12-12 of FIG. 10 thereof.

The broken lines shown in the drawings depict portions of the controller for electronic device that form no part of the claimed design.

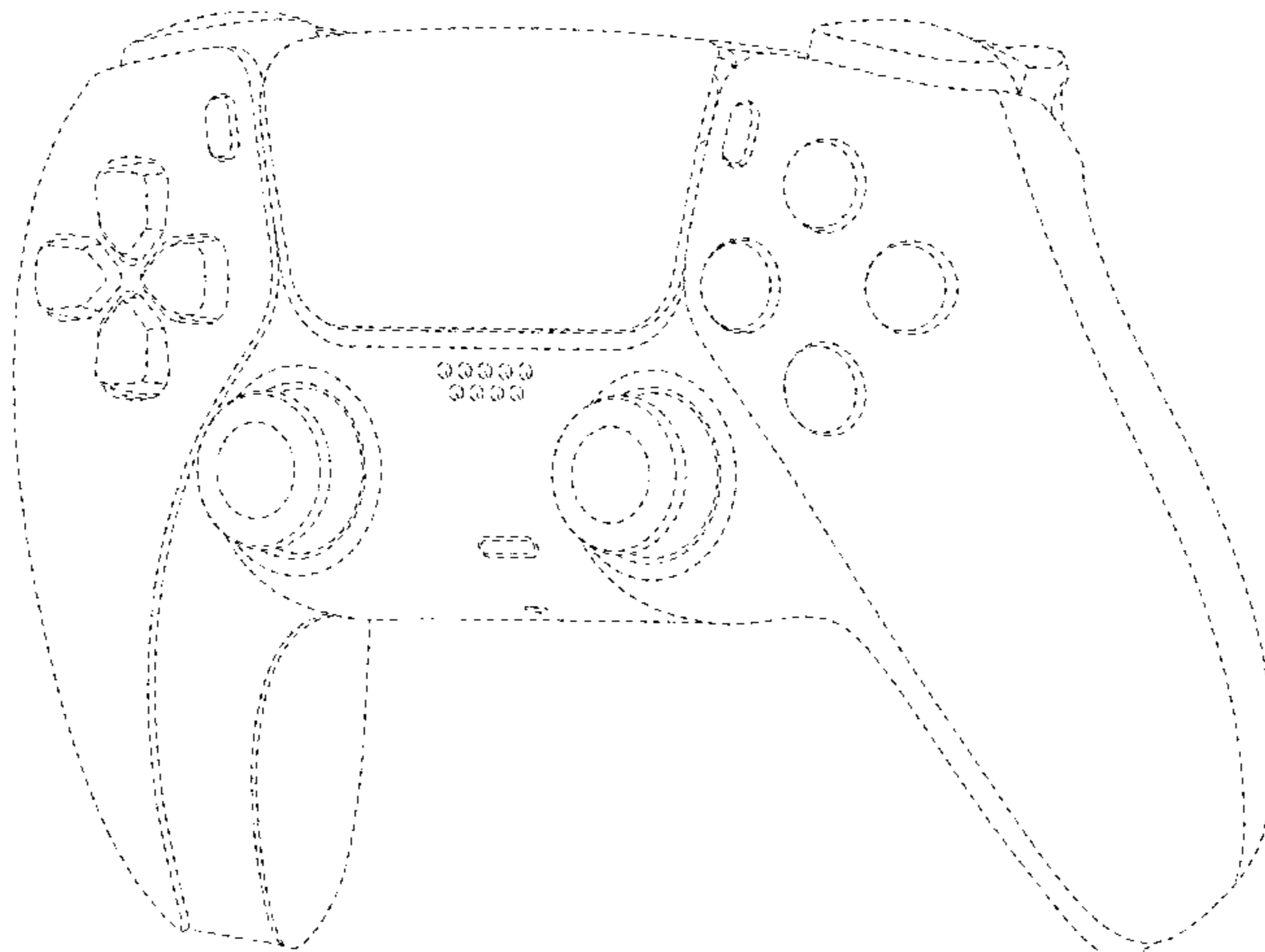
(56) **References Cited**

U.S. PATENT DOCUMENTS

D325,225 S * 4/1992 Adhida D14/401
D347,864 S * 6/1994 Duong D14/401
D350,782 S * 9/1994 Barr D14/401
D354,316 S * 1/1995 Hiraoka D14/401
D360,903 S * 8/1995 Barr D14/401

(Continued)

1 Claim, 10 Drawing Sheets



(56)

References Cited

U.S. PATENT DOCUMENTS

D363,321 S * 10/1995 Hsien D14/401
 D415,485 S * 10/1999 Leiter D14/401
 D417,663 S * 12/1999 Peng D14/401
 D459,727 S * 7/2002 Ashida D14/401
 D484,547 S * 12/2003 Hussaini D21/333
 D700,182 S * 2/2014 Kidakarn D14/401
 D712,408 S * 9/2014 Sumii D14/401
 D715,296 S * 10/2014 Huang D14/401
 D717,876 S * 11/2014 Sumii D21/333
 D718,390 S * 11/2014 Sumii D21/333
 D718,818 S * 12/2014 Sumii D14/401
 D727,430 S * 4/2015 Sumii D21/333
 D733,140 S * 6/2015 Sumii D14/401
 D750,177 S * 2/2016 Norman D14/401
 D765,788 S * 9/2016 Kujawski D14/401
 D768,785 S * 10/2016 Kim D21/333
 D770,568 S * 11/2016 Kujawski D14/401
 D780,180 S * 2/2017 Ironmonger D14/401
 D780,759 S * 3/2017 Ironmonger D14/401
 D780,760 S * 3/2017 Ironmonger D14/401
 D794,027 S * 8/2017 Ironmonger D14/401

D816,083 S * 4/2018 Wu D14/401
 D816,674 S * 5/2018 Wu D14/401
 D823,945 S * 7/2018 Falc D14/416
 D844,073 S * 3/2019 Kim D14/401
 D865,766 S * 11/2019 Hu D14/401
 D885,387 S * 5/2020 Hu D14/401
 D887,411 S * 6/2020 Li D14/401
 D888,832 S * 6/2020 Tong D21/333
 D889,550 S * 7/2020 Ironmonger D14/401
 D894,281 S * 8/2020 Wang D21/333
 D898,124 S * 10/2020 Tong D14/401
 D907,119 S * 1/2021 Zhou D21/333
 D912,734 S * 3/2021 Yang D21/333
 10,987,577 B2 * 4/2021 Dixon A63F 13/24
 D923,097 S * 6/2021 Zhao D21/333
 D923,100 S * 6/2021 Zhou D21/333
 D926,887 S * 8/2021 Yang D21/333
 D928,235 S * 8/2021 Paterson D21/333
 D928,880 S * 8/2021 Yu D21/333
 D931,386 S * 9/2021 Kim D12/174
 D935,460 S * 11/2021 Zhu D14/401
 D936,146 S * 11/2021 Hsu D21/333
 D940,244 S * 1/2022 Zhou D21/333
 2021/0038977 A1 * 2/2021 Dixon A63F 13/92

* cited by examiner

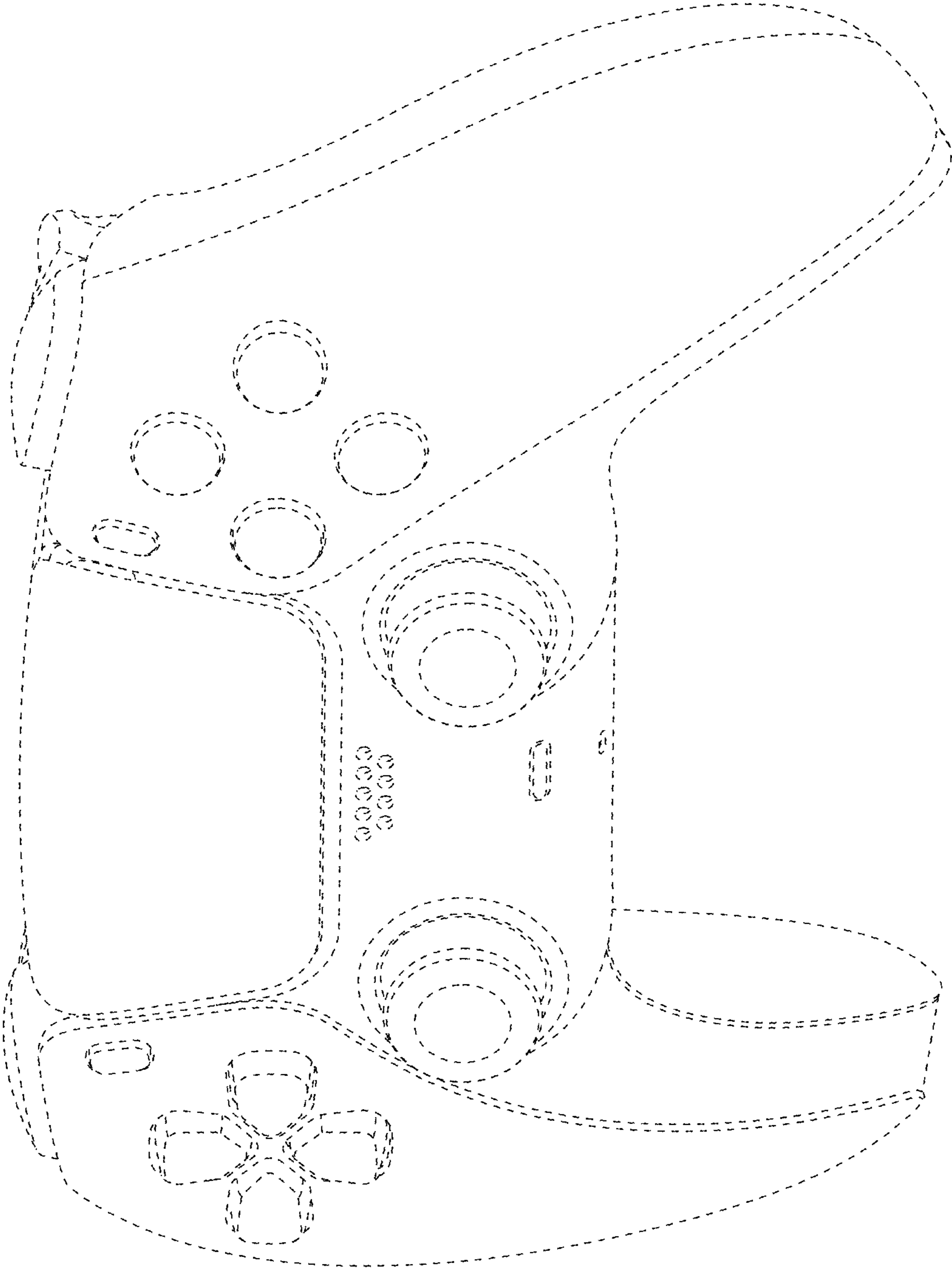


FIG. 1

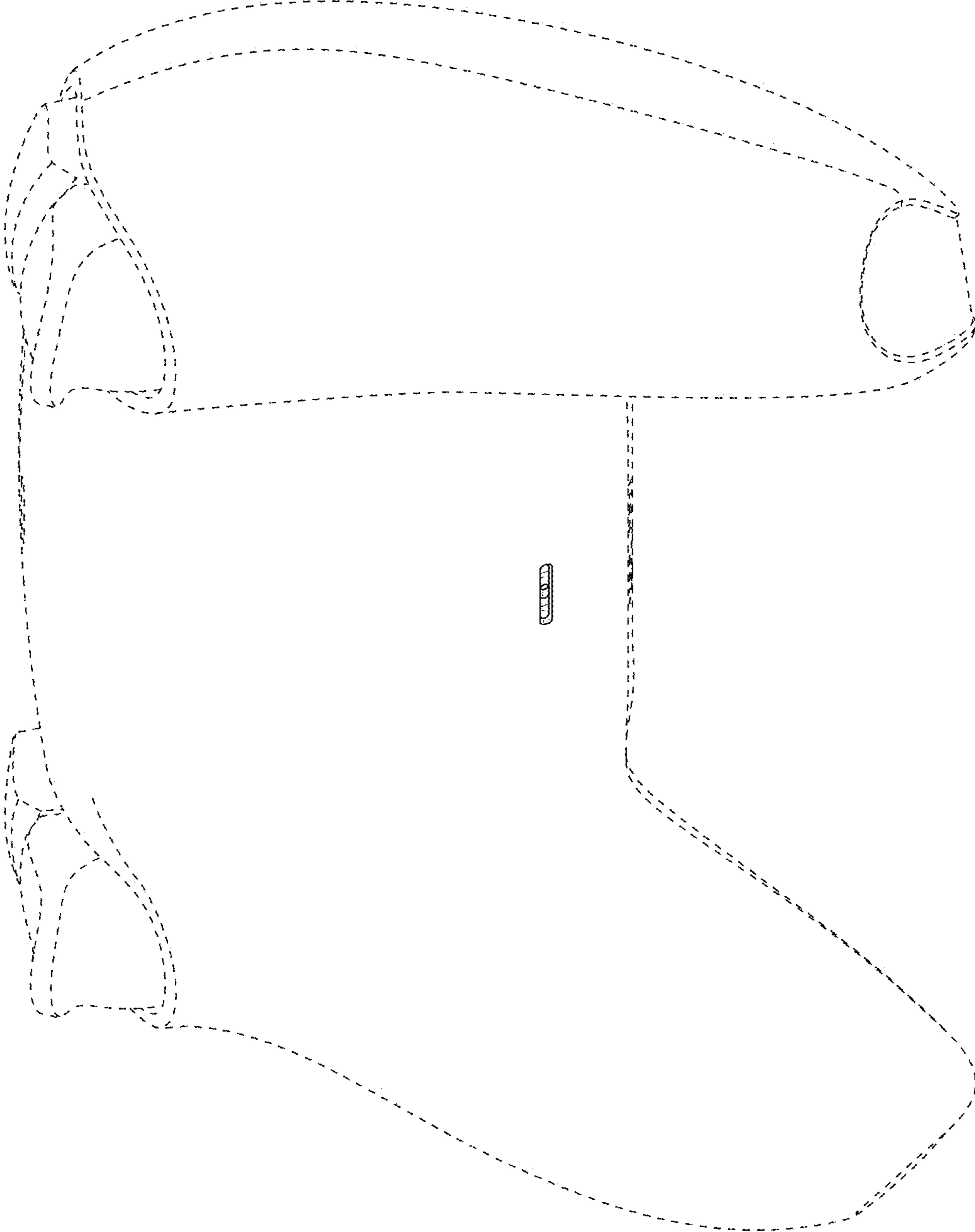


FIG. 2

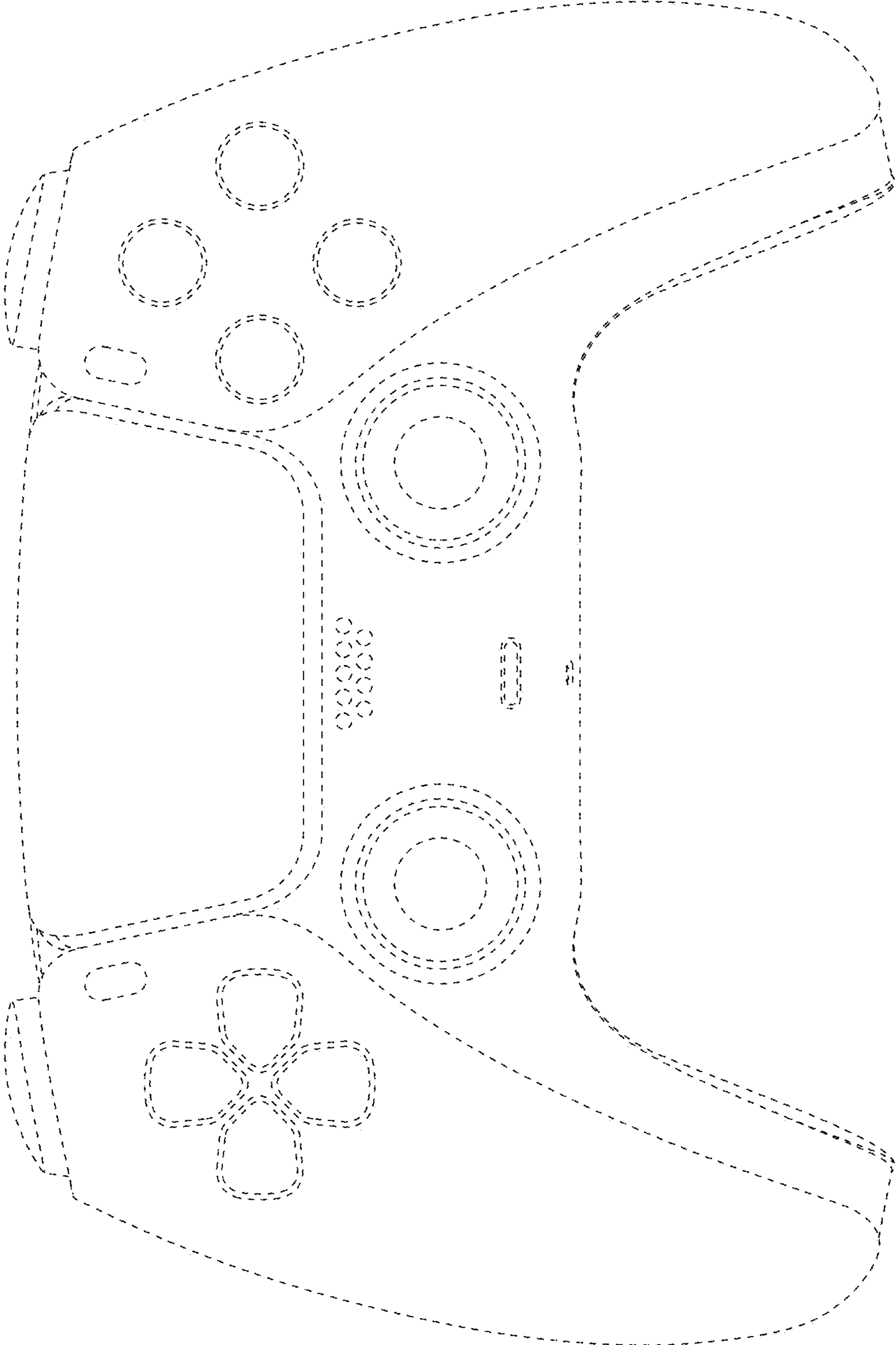


FIG. 3

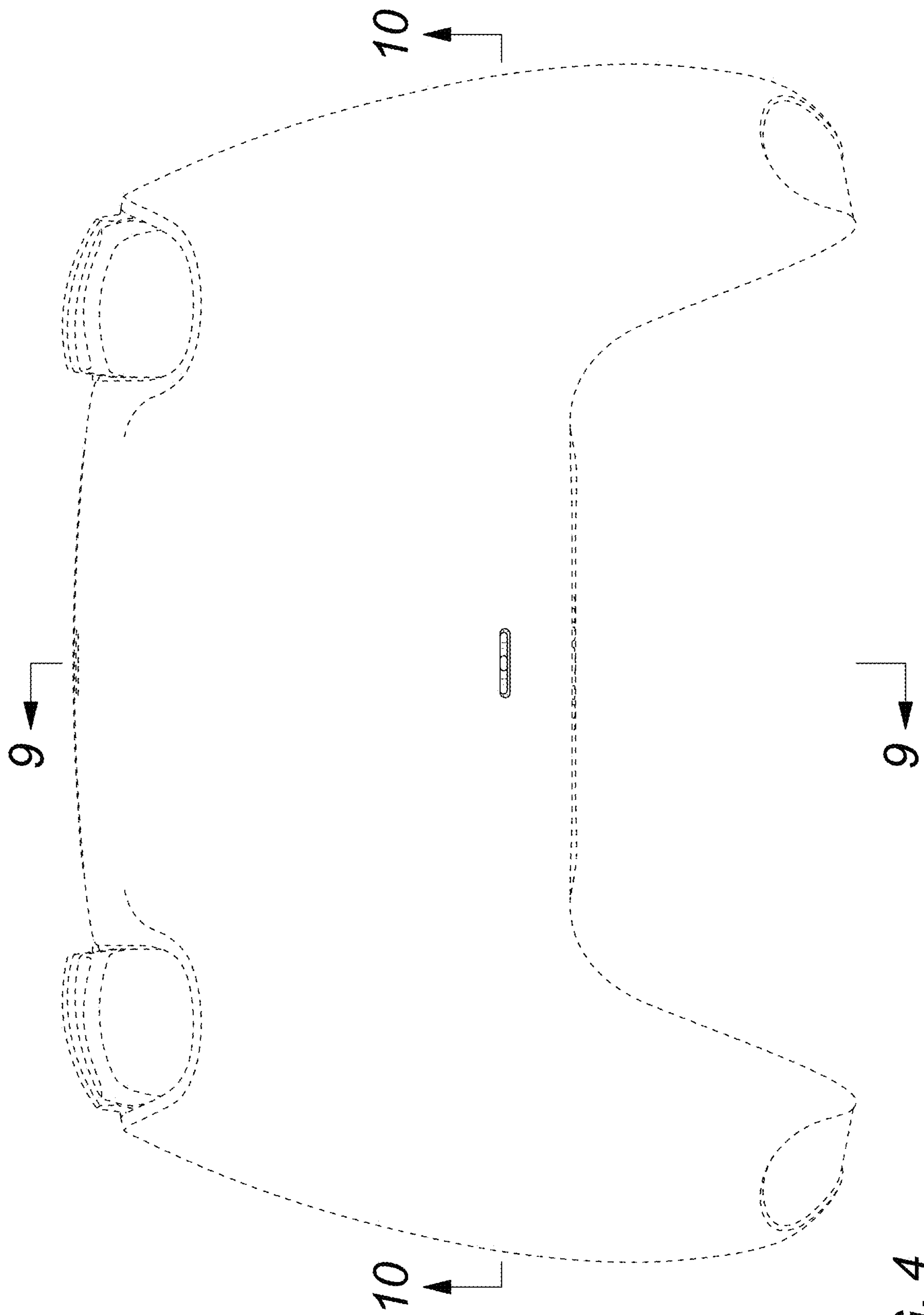


FIG. 4

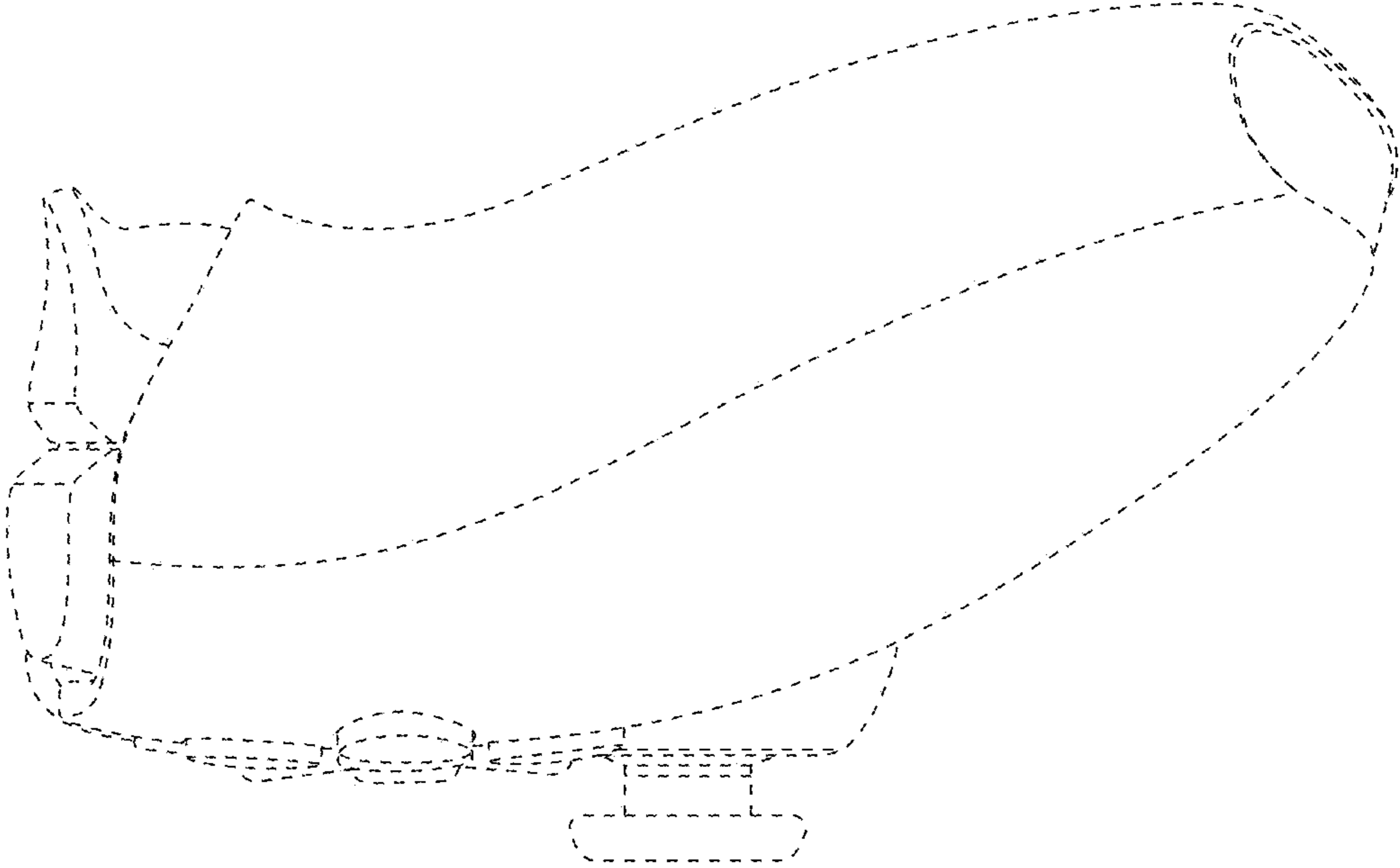


FIG. 6



FIG. 5

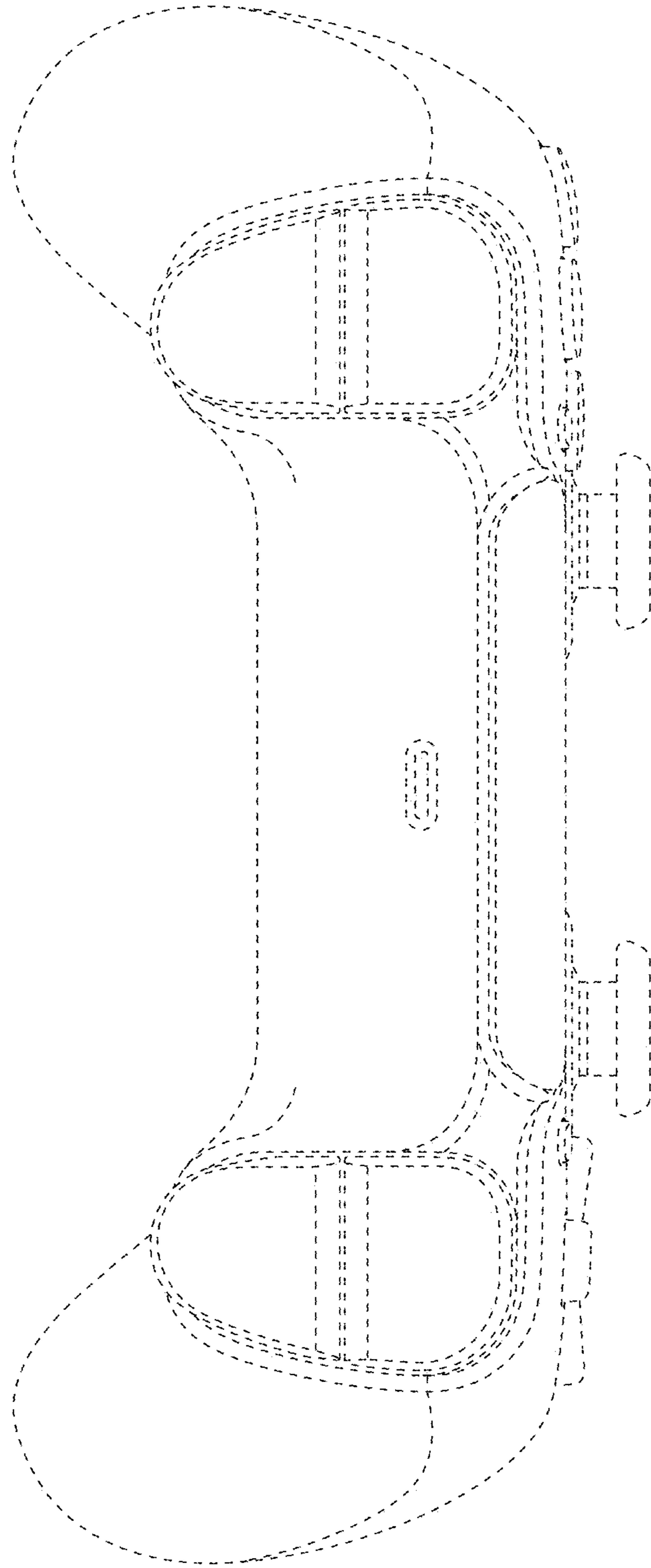


FIG. 7

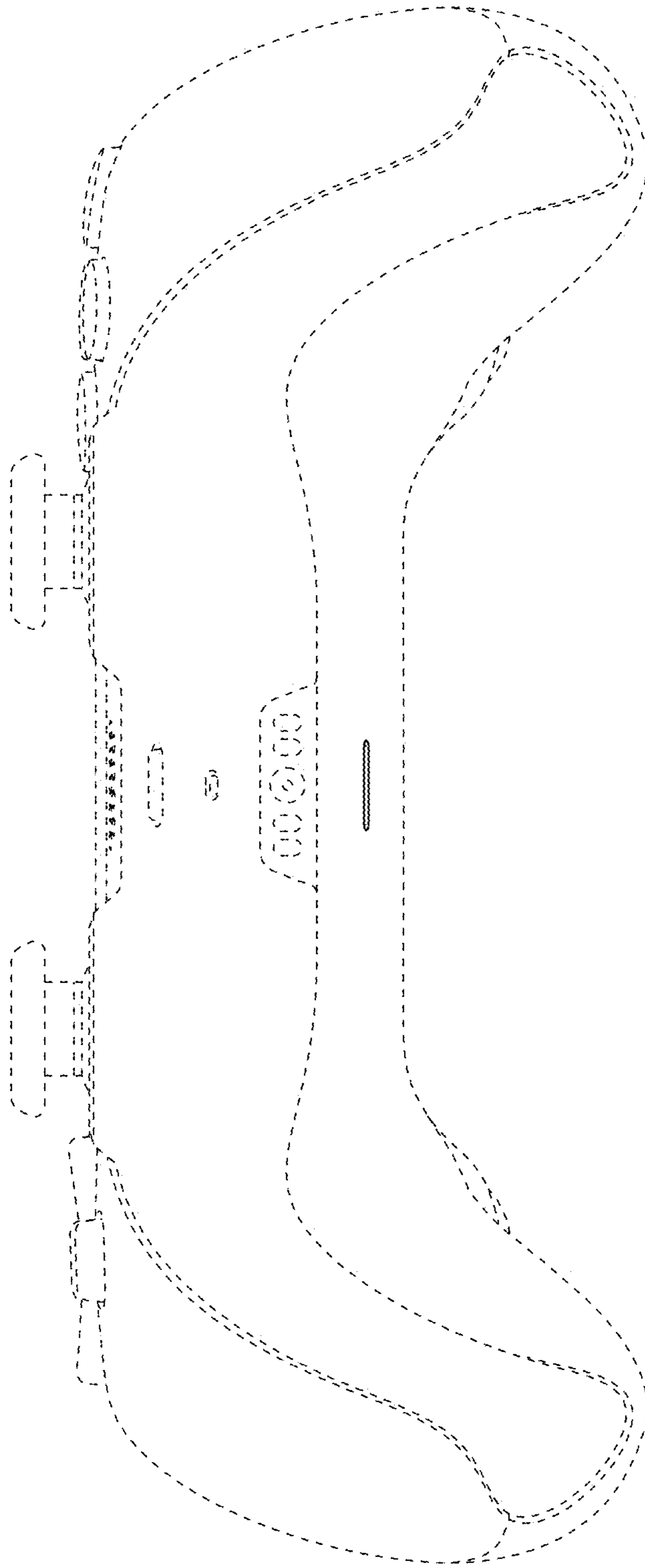


FIG. 8

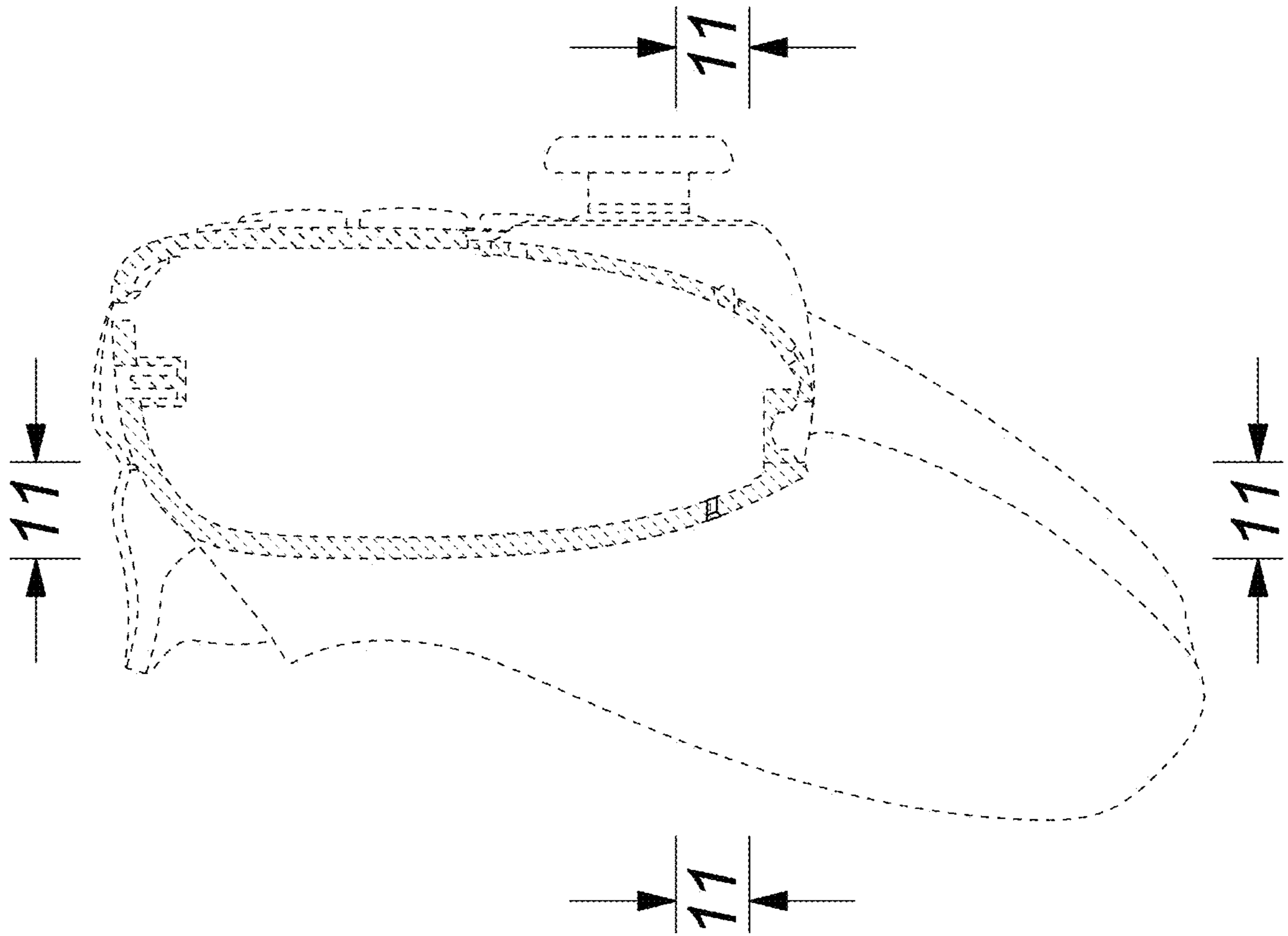


FIG. 9

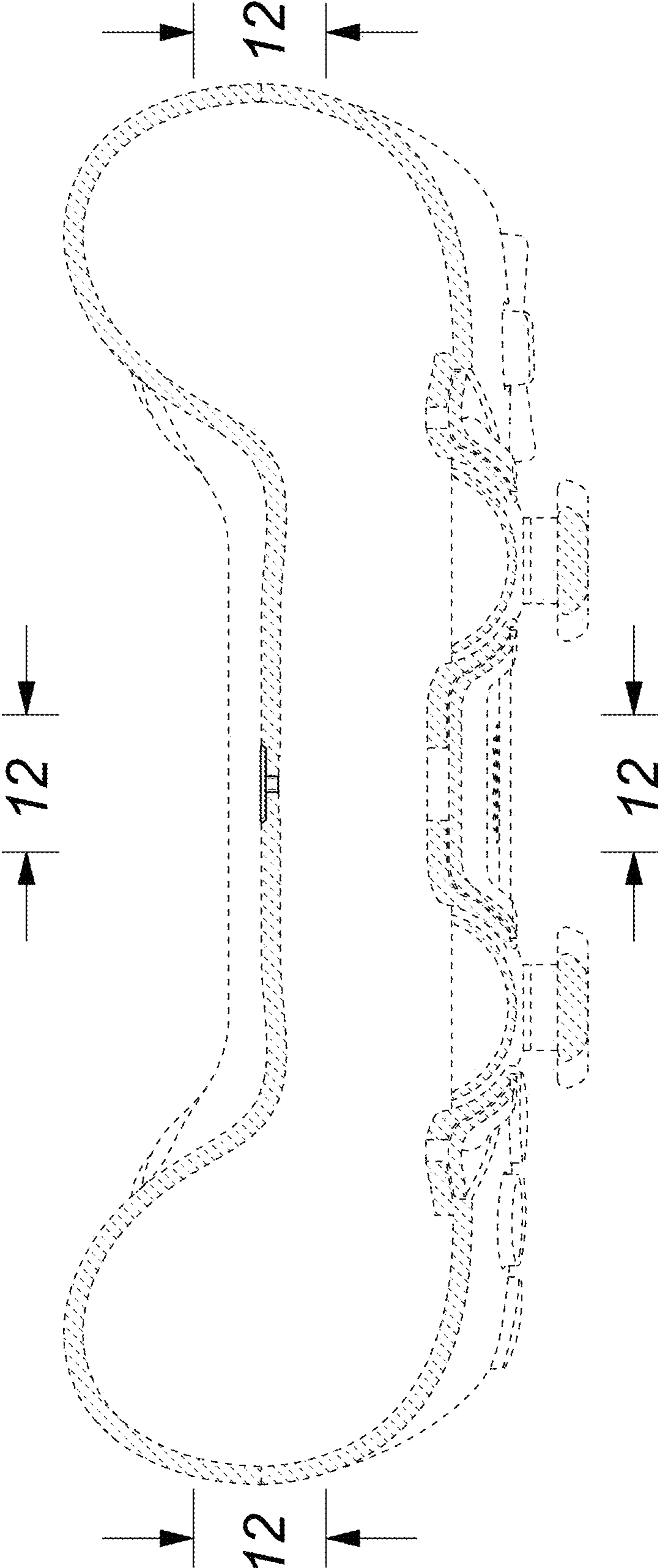


FIG. 10

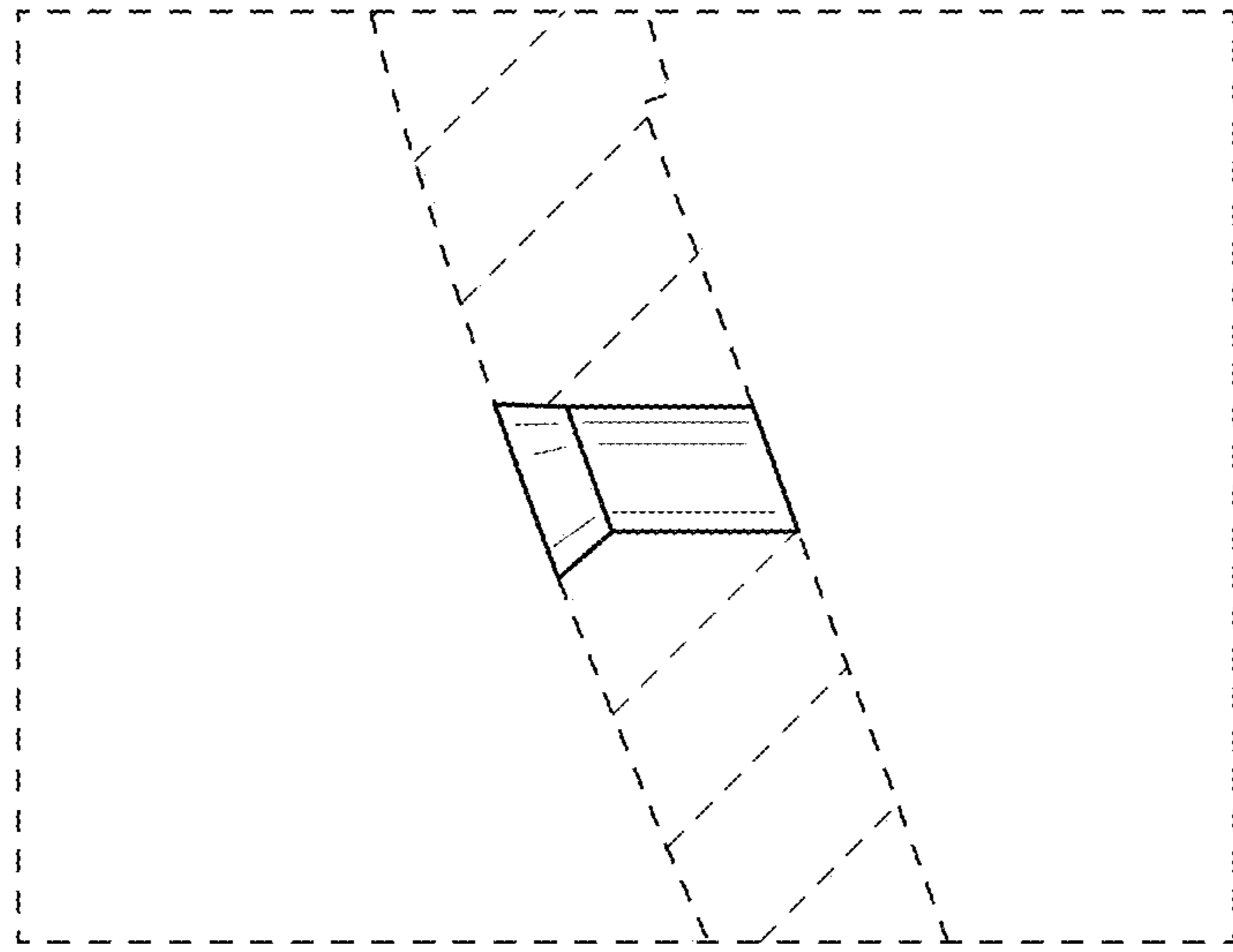


FIG. 11

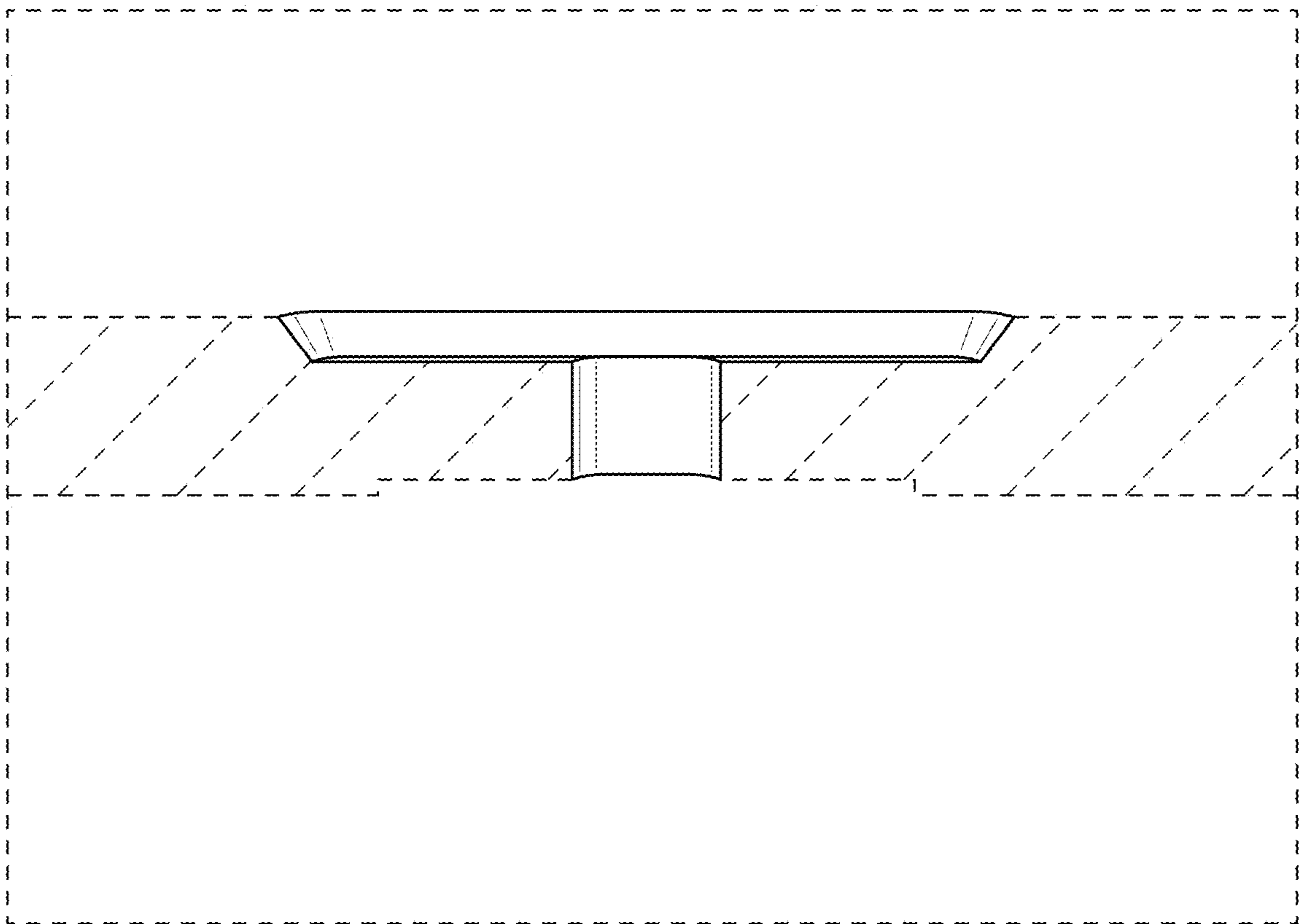


FIG. 12