



US00D977533S

(12) **United States Design Patent** (10) **Patent No.:** **US D977,533 S**
Ferraro et al. (45) **Date of Patent:** **** Feb. 7, 2023**

(54) **MILLING MACHINE**
(71) Applicant: **GF Machining Solutions AG**, Biel (CH)
(72) Inventors: **Fabio Ferraro**, Ascona (CH); **Silvio Consentino**, Vinovo (IT)
(73) Assignee: **GF MACHINING SOLUTIONS AG**, Biel (CH)
(**) Term: **15 Years**

D548,756 S * 8/2007 Sugihara D15/122
D578,144 S * 10/2008 Arisue D15/122
D588,173 S * 3/2009 Arisue D15/130
D791,204 S * 7/2017 Hynek D15/131
D837,271 S * 1/2019 Tinius D15/131
D855,088 S * 7/2019 Tinius D15/131
D905,139 S * 12/2020 Ferraro D15/127
D905,140 S * 12/2020 Ferraro D15/131
D921,718 S * 6/2021 Clark, III D15/135
D923,669 S * 6/2021 Tavares Andre E21B 7/024
D15/122
D952,008 S * 5/2022 Schmitt D15/122

* cited by examiner

(21) Appl. No.: **29/743,488**
(22) Filed: **Jul. 22, 2020**

Primary Examiner — Nathaniel D. Buckner
(74) *Attorney, Agent, or Firm* — Leydig, Voit & Mayer, Ltd.

Related U.S. Application Data

(62) Division of application No. 35/507,261, filed on Feb. 13, 2019 (U.S. filing date under 35 U.S.C. 384), and having an international filing date of Feb. 13, 2019, now Pat. No. Des. 905,140.

(51) **LOC (14) Cl.** **15-09**
(52) **U.S. Cl.**
USPC **D15/131**

(58) **Field of Classification Search**
USPC D15/150, 130, 127, 126, 124, 122, 199, D15/123, 131, 145, 132, 133, 138, 135, D15/81, 85, 91; D24/177
CPC Y10T 483/1733; Y10T 409/30; A61C 13/0004
See application file for complete search history.

(56) **References Cited**

U.S. PATENT DOCUMENTS

D548,754 S * 8/2007 Itabashi D15/122
D548,755 S * 8/2007 Takeshima D15/122


(57) **CLAIM**

The ornamental design for a milling machine, as shown and described.

DESCRIPTION

FIG. 1 is a front view of a milling machine showing my new design;
FIG. 2 is a front-left perspective view thereof;
FIG. 3 is a front-right perspective view thereof;
FIG. 4 is a left-side view thereof; and,
FIG. 5 is a right-side view thereof.
The top, rear, and bottom views of the milling machine are not visible during normal use and form no part of the claimed design.

1 Claim, 5 Drawing Sheets



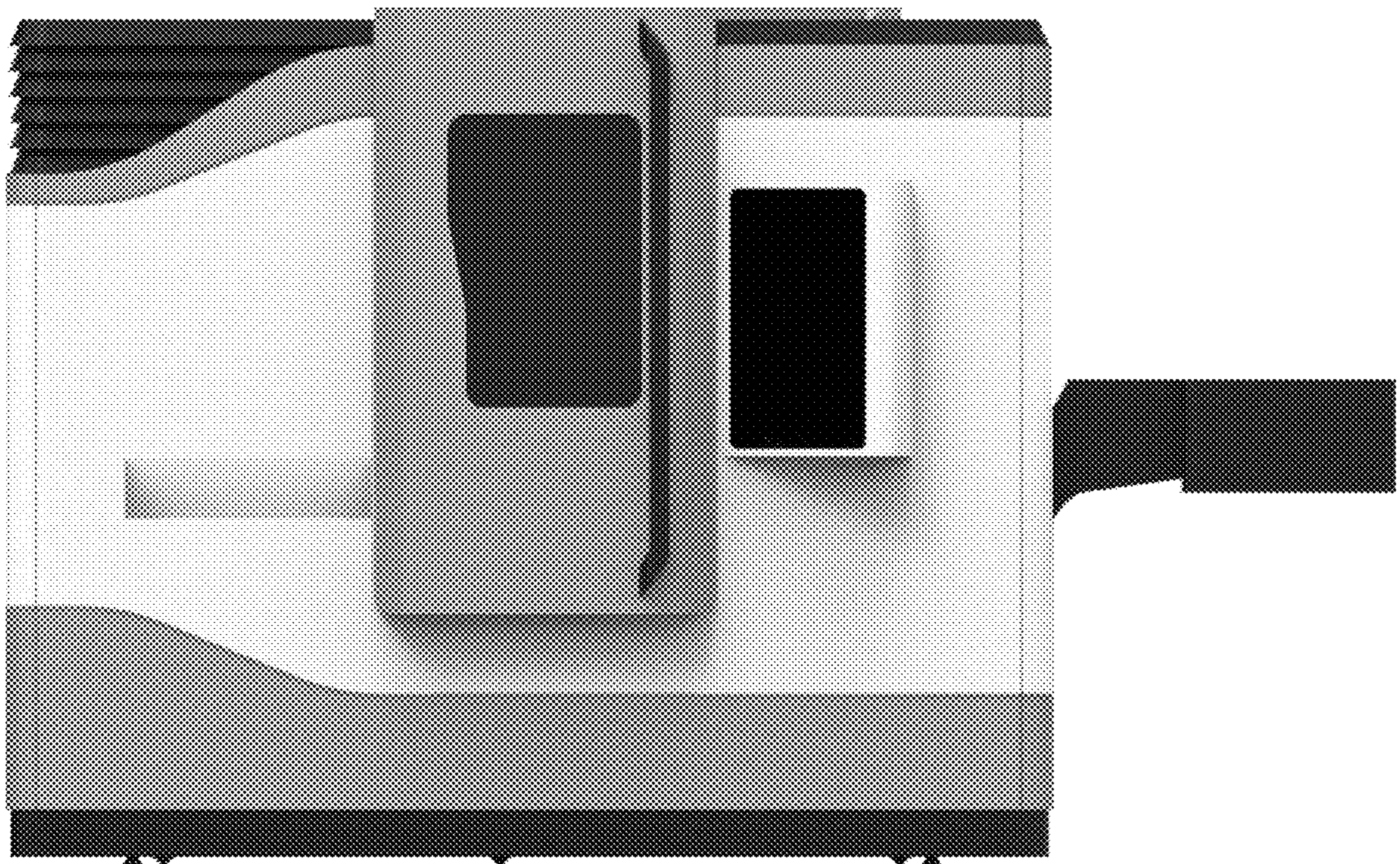


FIG. 1




FIG. 2




FIG. 3




FIG. 4




FIG. 5