



US00D977532S

(12) **United States Design Patent** (10) **Patent No.:** **US D977,532 S**
Consentino et al. (45) **Date of Patent:** **** Feb. 7, 2023**

(54) **PALLET CHANGER**

(71) Applicant: **System 3R International AB,**
Vaellingby (SE)

(72) Inventors: **Silvio Consentino,** Vinovo (IT); **Fabio Ferraro,** Ascona (CH)

(73) Assignee: **SYSTEM 3R INTERNATIONAL AB,**
Vaellingby (SE)

(**) Term: **15 Years**

(21) Appl. No.: **29/743,485**

(22) Filed: **Jul. 22, 2020**

Related U.S. Application Data

(62) Division of application No. 35/507,241, filed on Feb. 13, 2019 (U.S. filing date under 35 U.S.C. 384), and
(Continued)

(51) **LOC (14) Cl.** **15-09**

(52) **U.S. Cl.**
USPC **D15/131**

(58) **Field of Classification Search**

USPC D15/150, 130, 127, 126, 124, 122, 199,
D15/123, 131, 145; D8/57, 53
CPC Y10T 409/30392; Y10T 29/5128; Y10T
74/2193; Y10T 82/10; A21B 1/48; A21B
1/02; B23B 3/06; B23B 3/08; B23B
2215/08; B23B 2231/30; B23B 2231/50;
B23B 2250/04; B23B 2260/088; B23B
2270/205; B23B 29/03435; B23B
31/1173; B23B 31/1175; B23B 31/1177;
B23B 31/16287; B23B 31/266; B23B
31/40; B23B 31/4073; B23B 31/42; B23B
39/02; B23B 41/00; B23B 5/162; B23B
5/163; B23B 5/168; B23C 1/002; B23C
1/06; B23C 1/12; B23C 1/04; B23C 1/20;
B23C 2270/08; B23C 3/00; B23C 3/13;
B23C 3/14; B23C 3/30; B23C 3/007;
B23C 3/122; B23C 5/06; B23C 5/20;

B23C 5/08; B23C 5/26; B23C 2215/085;
B23C 2215/52; B23C 2220/12; B23C
2220/366; B23C 2255/08; B23C 2270/06;
B23C 9/00; B23C 9/005; B23Q 1/01;
B23Q 1/012; B23Q 1/015; B23Q 1/25;
B23Q 1/44; B23Q 1/46; B23Q 1/4852;
B23Q 1/5412; B23Q 1/621; B23Q 1/74;
B23Q 39/024; B23Q 3/15706; B23Q
3/06; B23Q 3/12; B23Q 3/15503; B23Q
3/1552; B23Q 3/15536; B23Q 3/15553;
B23Q 3/15713; B23Q 3/15722; B23Q
3/15724; B23Q 7/047; B23Q 7/00;
(Continued)

(56) **References Cited**

U.S. PATENT DOCUMENTS

D548,755 S * 8/2007 Takeshima D15/122
D567,263 S * 4/2008 Sugihara D15/122
(Continued)

Primary Examiner — Nathaniel D. Buckner

(74) *Attorney, Agent, or Firm* — Leydig, Voit & Mayer,
Ltd.


(57) **CLAIM**

The ornamental design for a pallet changer, as shown and
described.

DESCRIPTION

FIG. 1 is a front-left perspective view of a pallet changer
showing my new design;
FIG. 2 is a front-right perspective view thereof;
FIG. 3 is a front view thereof;
FIG. 4 is a back view thereof;
FIG. 5 is a right-side view thereof; and,
FIG. 6 is a left side view thereof.
The top and bottom views of the pallet changer are not
visible during normal use and form no part of the claimed
design.

1 Claim, 6 Drawing Sheets



Related U.S. Application Data

having an international filing date of Feb. 13, 2019,
now Pat. No. Des. 905,138.

(58) **Field of Classification Search**

CPC B23Q 7/043; B23Q 7/10; B23Q 2039/002;
B23Q 2039/004; B23Q 2039/006; B23Q
3/062; B23Q 3/154; B23Q 3/1543; B23Q
3/15733; B23Q 11/001; B23Q 11/0035;
B23Q 11/08; B23Q 11/0883; B23Q
11/0891; B23Q 11/0825; B23Q 11/085;
B23Q 17/007; B23Q 2005/005; B23Q
2220/002; B23Q 2220/006; B23Q
2703/10; B23Q 37/00; B23Q 39/00;
B23Q 39/042; B23Q 5/10; B23Q 5/40;
B23Q 9/0021; B23Q 9/02; B25B 11/002;
B24B 23/08; B24B 9/007; B65D 19/38

See application file for complete search history.

(56) **References Cited**

U.S. PATENT DOCUMENTS

D766,998	S	*	9/2016	Kao	D15/122
D850,501	S	*	6/2019	Schmitt	D15/122
D892,286	S	*	8/2020	Schmitt	D23/329
D905,138	S	*	12/2020	Consentino	D15/131
D905,139	S	*	12/2020	Ferraro	D15/127
D905,140	S	*	12/2020	Ferraro	D15/131
D916,156	S	*	4/2021	Singh	D15/145
D952,008	S	*	5/2022	Schmitt	D15/122
D952,718	S	*	5/2022	Ohshiro	D15/199
D955,449	S	*	6/2022	Schmitt	D15/122
2019/0217436	A1	*	7/2019	Takada	B23Q 11/0825

* cited by examiner




FIG. 1




FIG. 2




FIG. 3




FIG. 4




FIG. 5




FIG. 6