



US00D977496S

(12) **United States Design Patent**
Wang

(10) **Patent No.:** **US D977,496 S**

(45) **Date of Patent:** **** Feb. 7, 2023**

(54) **DISPLAY SCREEN OR PORTION THEREOF WITH GRAPHICAL USER INTERFACE**

(56)

References Cited

U.S. PATENT DOCUMENTS

(71) Applicant: **HUAWEI TECHNOLOGIES CO., LTD.**, Shenzhen (CN)

(72) Inventor: **Long Wang**, Shenzhen (CN)

(73) Assignee: **HUAWEI TECHNOLOGIES CO., LTD.**, Shenzhen (CN)

(**) Term: **15 Years**

(21) Appl. No.: **29/769,738**

(22) Filed: **Feb. 8, 2021**

(30) **Foreign Application Priority Data**

Aug. 12, 2020 (CN) 202030457485.3

(51) **LOC (14) Cl.** **14-04**

(52) **U.S. Cl.**
USPC **D14/485**

(58) **Field of Classification Search**
USPC D14/485-495
CPC G06F 3/048; G06F 3/0481; G06F 3/04817; G06F 3/0482; G06F 3/0483; G06F 3/04842; G06F 3/0485; G06F 3/04855; G06F 3/0486; G06F 3/0488; G06F 3/04886; G06F 9/451; G06F 40/103; G06F 40/106; G06F 40/189; G06F 40/191

See application file for complete search history.

| | | | | |
|--------------|---------|-----------|-------|---------|
| D768,719 S * | 10/2016 | Kang | | D14/492 |
| D771,116 S * | 11/2016 | Dellinger | | D14/487 |
| D779,548 S * | 2/2017 | Shin | | D14/488 |
| D805,103 S * | 12/2017 | Dellinger | | D14/489 |
| D807,907 S * | 1/2018 | Dellinger | | D14/486 |
| D824,420 S * | 7/2018 | Dellinger | | D14/489 |
| D853,424 S * | 7/2019 | Maier | | D14/486 |
| D879,822 S * | 3/2020 | Dalonzo | | D14/488 |
| D884,003 S * | 5/2020 | Son | | D14/485 |
| D901,530 S * | 11/2020 | Maier | | D14/486 |
| D931,294 S * | 9/2021 | Koh | | D14/485 |
| D931,301 S * | 9/2021 | Jang | | D14/485 |
| D940,188 S * | 1/2022 | Francis | | D14/488 |
| D956,087 S * | 6/2022 | LaRoche | | D14/488 |
| D964,377 S * | 9/2022 | Francis | | D14/485 |

* cited by examiner

Primary Examiner — Nicole C Shiflet

(74) *Attorney, Agent, or Firm* — Rimon PC

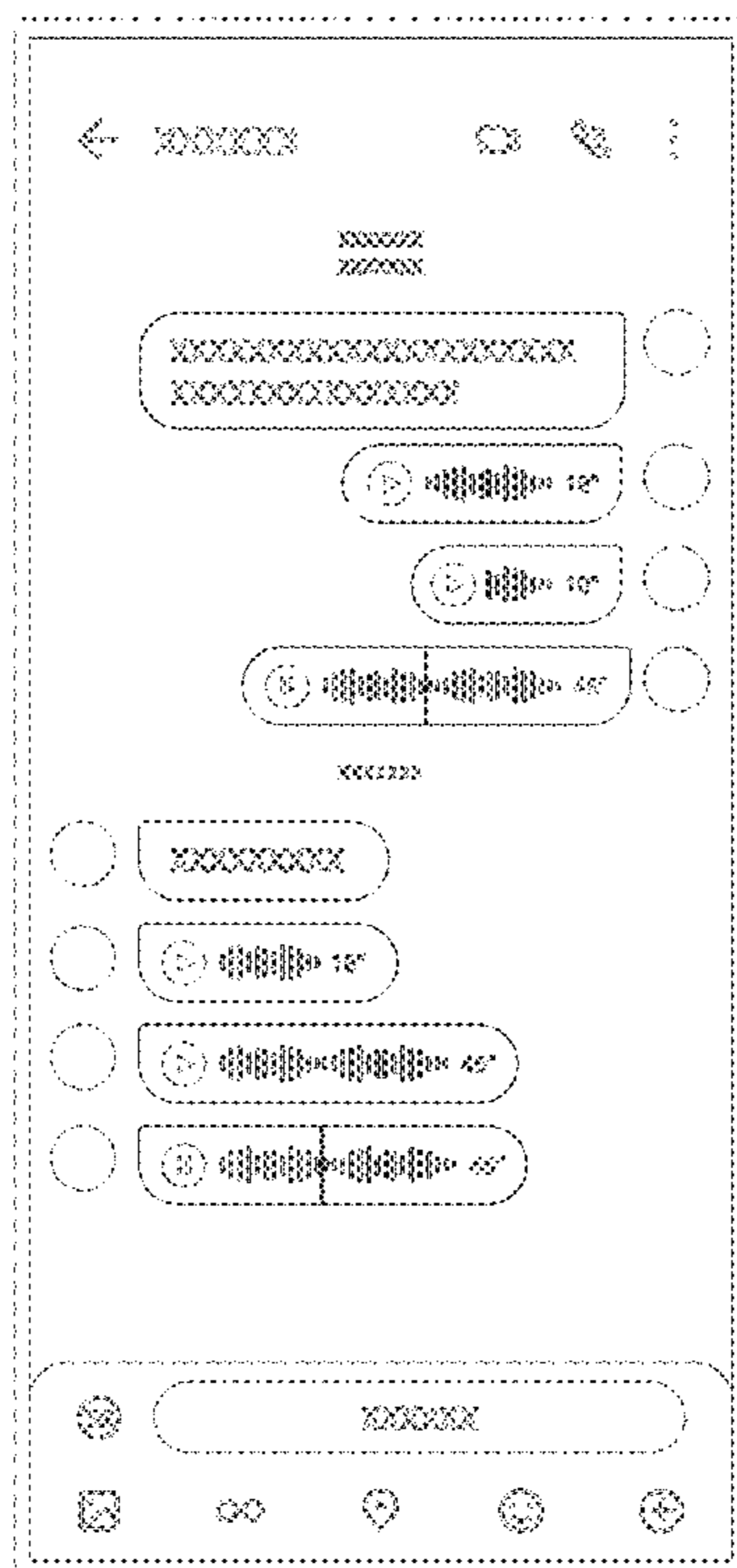
(57) **CLAIM**

The ornamental design for a display screen or portion thereof with graphical user interface, as shown and described.

DESCRIPTION

FIG. 1 is a front view of a display screen or portion thereof with graphical user interface, showing our new design; and, FIG. 2 is an enlarged view thereof. The broken lines depicting the display screen or portion thereof and portions of the graphical user interface form no part of the claimed design.

1 Claim, 2 Drawing Sheets



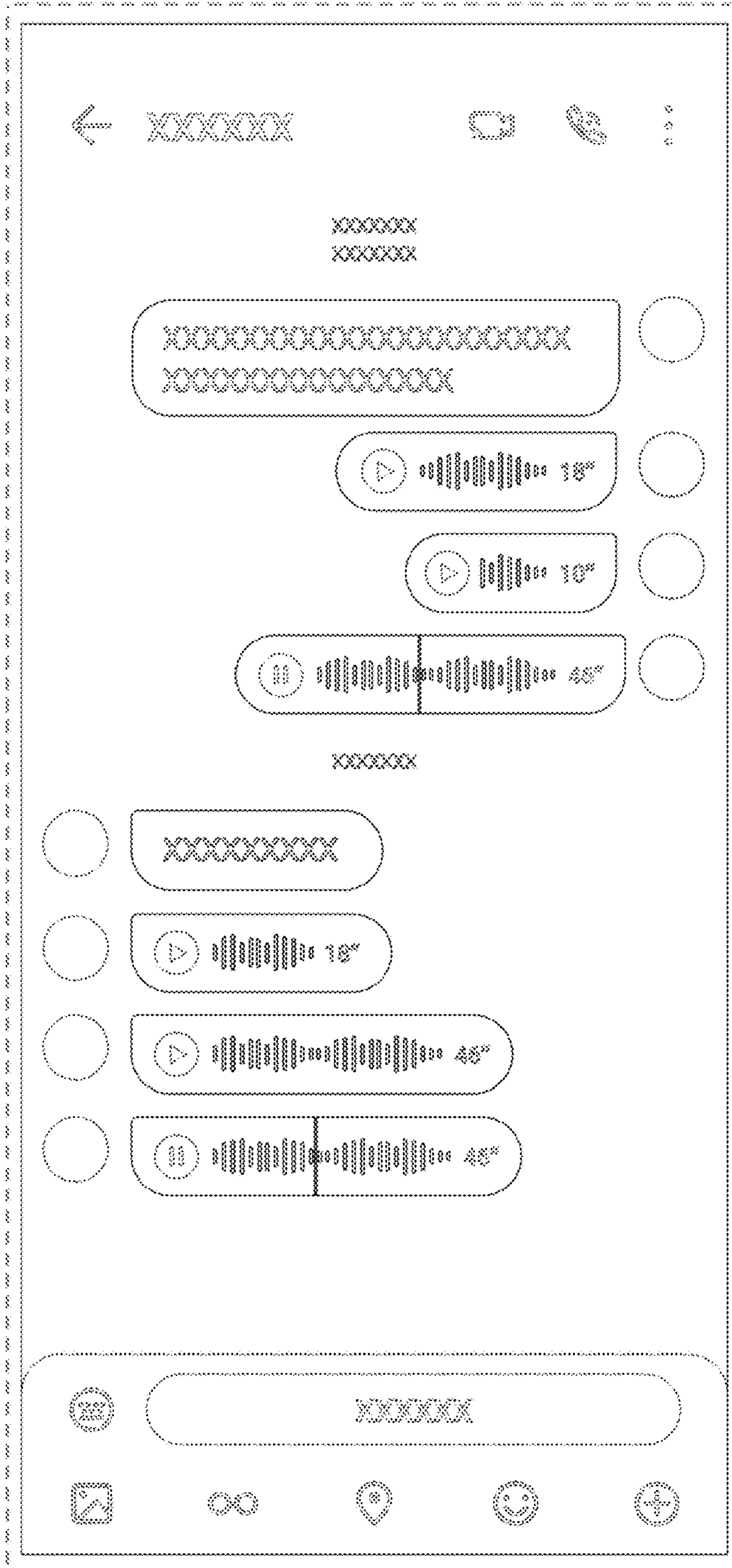


FIG. 1

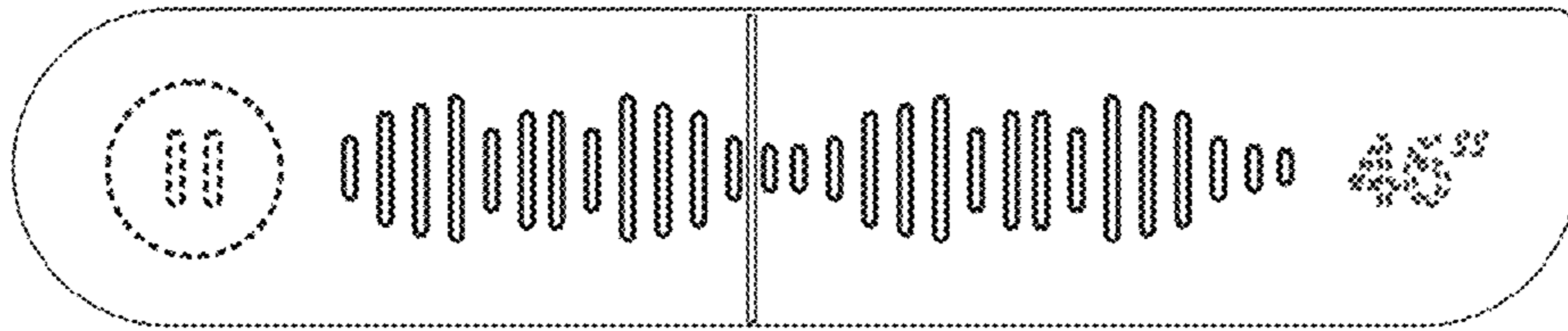


FIG. 2