



US00D977468S

(12) **United States Design Patent** (10) **Patent No.:** **US D977,468 S**  
**Ji et al.** (45) **Date of Patent:** **\*\* Feb. 7, 2023**

(54) **MOBILE PHONE**

- (71) Applicant: **LG ELECTRONICS INC.**, Seoul (KR)
- (72) Inventors: **Seunghyun Ji**, Seoul (KR); **Hongkyu Park**, Seoul (KR)
- (73) Assignee: **LG Electronics Inc.**, Seoul (KR)
- (\*\*) Term: **15 Years**
- (21) Appl. No.: **29/749,759**
- (22) Filed: **Sep. 9, 2020**
- (30) **Foreign Application Priority Data**

Mar. 31, 2020 (KR) ..... 30-2020-0014318

(51) **LOC (14) Cl.** ..... **14-03**

(52) **U.S. Cl.**  
USPC ..... **D14/248**

(58) **Field of Classification Search**  
USPC .... D14/138 AA, 138 AB, 138 AC, 138 AD,  
D14/138 C, 138 R, 138 G, 203.4, 214,  
D14/248, 250, 315-318, 330, 341, 342,  
D14/345-347, 426; D21/330  
CPC .... G06F 1/1652; G06F 1/1641; G06F 1/1647;  
H04M 1/0268  
See application file for complete search history.

(56) **References Cited**

**U.S. PATENT DOCUMENTS**

- D757,718 S \* 5/2016 Park ..... D14/341
- D766,891 S \* 9/2016 Hong ..... D14/341
- D790,497 S \* 6/2017 Kim ..... D14/138 AA
- D904,331 S \* 12/2020 Lee ..... G06F 1/1681  
D14/138 AB
- 11,057,514 B1 \* 7/2021 Noh ..... G06F 3/0488
- D926,718 S \* 8/2021 Lee ..... G06F 1/1624  
D14/138 AD

(Continued)

**OTHER PUBLICATIONS**

TCL debuts concept smartphone with flexible roll-out display \_  
VentureBeat, first available Mar. 5, 2020 [online], retrieved Apr. 6,  
2022, available at URL: <https://venturebeat.com/2020/03/05/tcl-debuts-concept-smartphone-with-flexible-roll-out-display/> (Year: 2020).\*  
(Continued)

*Primary Examiner* — Wendy L Arminio

*Assistant Examiner* — Carrie S Gelula

(74) *Attorney, Agent, or Firm* — Birch, Stewart, Kolasch & Birch, LLP

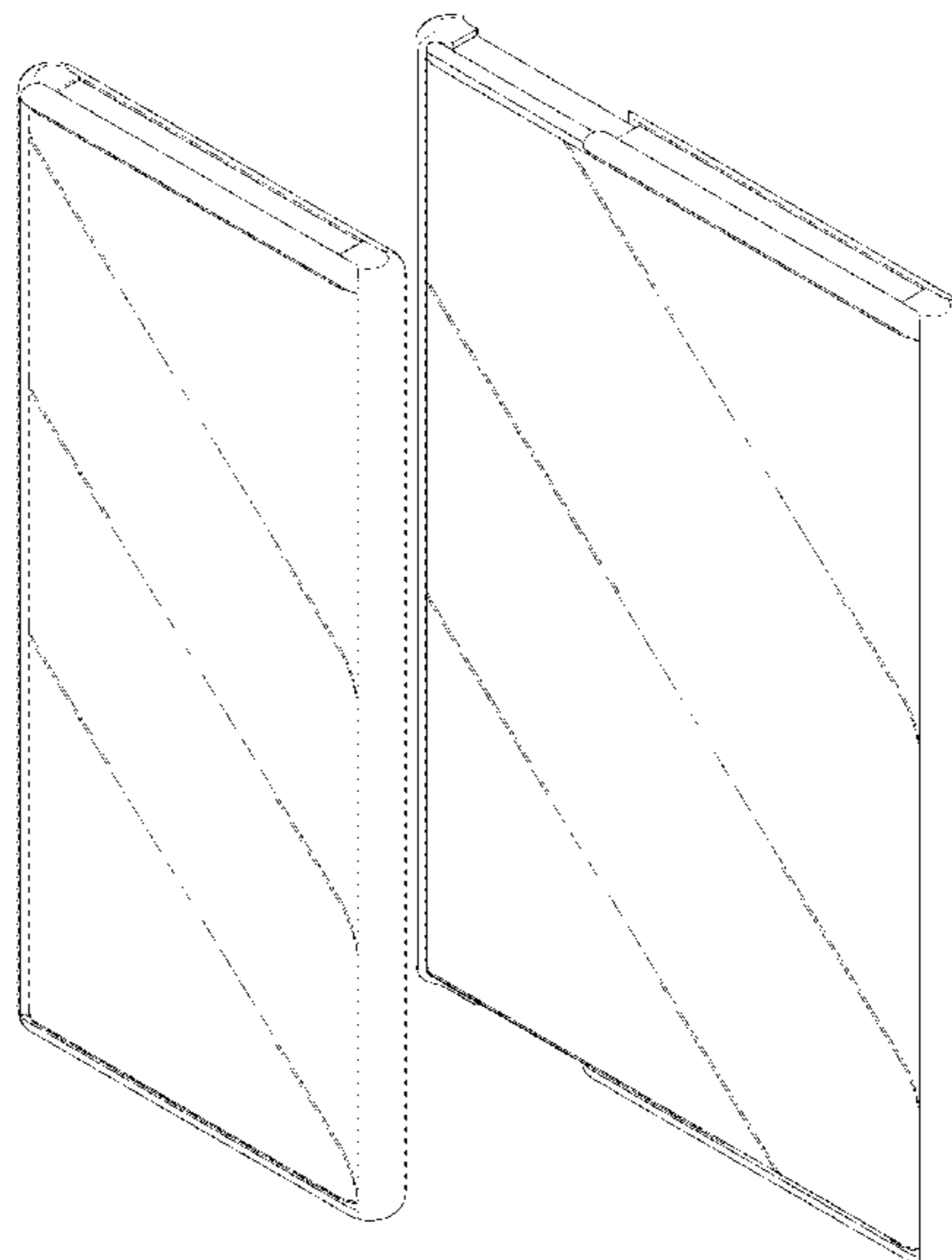
(57) **CLAIM**

The ornamental design for a mobile phone, as shown and described.

**DESCRIPTION**

FIG. 1 is a front perspective view of the mobile phone showing our new design;  
FIG. 2 is a front view thereof;  
FIG. 3 is a back view thereof;  
FIG. 4 is a left side view thereof;  
FIG. 5 is a right side view thereof;  
FIG. 6 is a top plan view thereof;  
FIG. 7 is a bottom plan view thereof;  
FIG. 8 is a back perspective view thereof;  
FIG. 9 is a front perspective view in a condition that the claimed design has been expanded;  
FIG. 10 is a front view of FIG. 9;  
FIG. 11 is a back view of FIG. 9;  
FIG. 12 is a left side view of FIG. 9;  
FIG. 13 is a right side view of FIG. 9;  
FIG. 14 is a top plan view of FIG. 9;  
FIG. 15 is a bottom plan view of FIG. 9; and,  
FIG. 16 is a back perspective view of FIG. 9.  
The broken lines depict portions of the mobile phone that form no part of the claimed design.

**1 Claim, 16 Drawing Sheets**



(56)

**References Cited**

## U.S. PATENT DOCUMENTS

D926,754 S \* 8/2021 Han ..... D14/138 AD  
D933,625 S \* 10/2021 Lee ..... D14/138 AD  
D934,847 S \* 11/2021 Seo ..... D14/248  
D936,049 S \* 11/2021 Han ..... D14/315  
D936,625 S \* 11/2021 Lee ..... D14/138 AD  
D936,626 S \* 11/2021 Lee ..... D14/138 AD  
D936,627 S \* 11/2021 Lee ..... D14/138 AD  
D940,677 S \* 1/2022 Min ..... D14/138 AD  
D940,678 S \* 1/2022 Min ..... D14/138 AD  
D940,680 S \* 1/2022 Lee ..... D14/138 AD  
2020/0267246 A1 \* 8/2020 Song ..... H04M 1/0268  
2021/0303027 A1 \* 9/2021 Kim ..... G06F 3/14  
2021/0333991 A1 \* 10/2021 Kim ..... G06F 3/04886  
2021/0377386 A1 \* 12/2021 Lee ..... H04M 1/72469  
2022/0019336 A1 \* 1/2022 Noh ..... G06F 1/1624  
2022/0035523 A1 \* 2/2022 Noh ..... H04M 1/0237

## OTHER PUBLICATIONS

TCL prototype phone with expandable, slide-out display—The Verge, first available Feb. 17, 2020 [online], retrieved Mar. 26, 2022, available at URL: <https://www.theverge.com/2020/2/17/21140897/tcl-slide-out-screen-foldable-device-leaked-images> (Year: 2020).\*

Oppo's X 2021 rollable concept phone expands in your hand \_ Engadget, first available Nov. 17, 2020 [online], retrieved Jan. 4, 2022, available at URL: <https://www.engadget.com/oppo-x-2021-rollable-concept-phone-093038483.html> (Year: 2020).\*

\* cited by examiner

FIG. 1

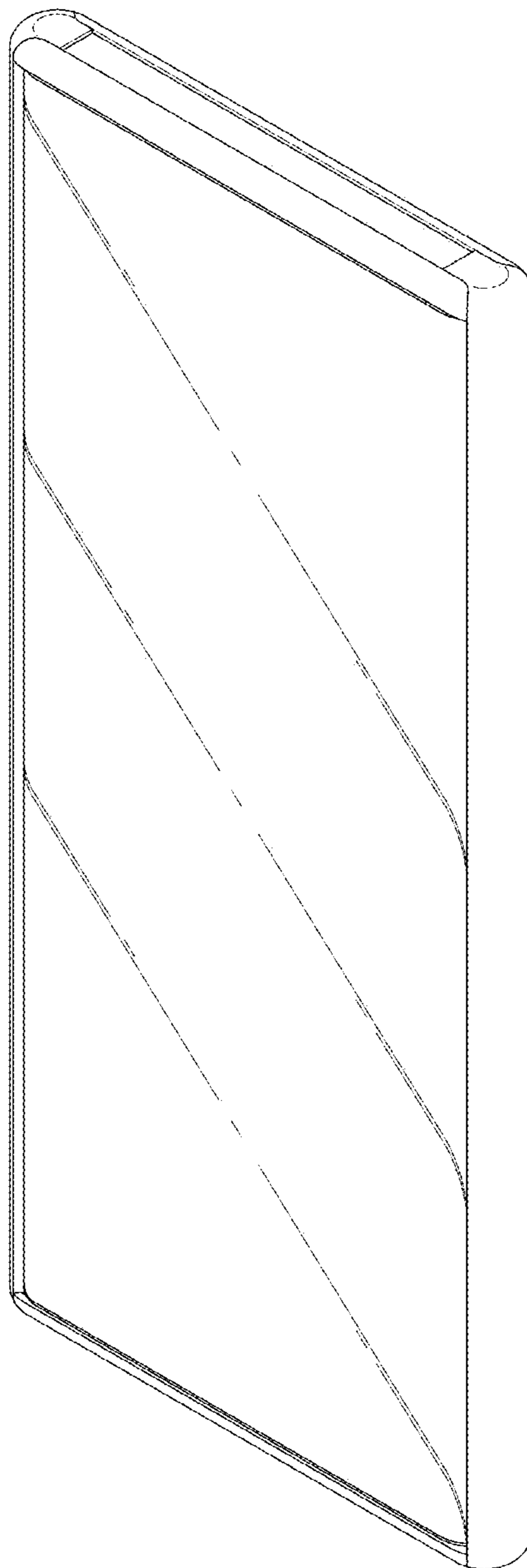


FIG. 2

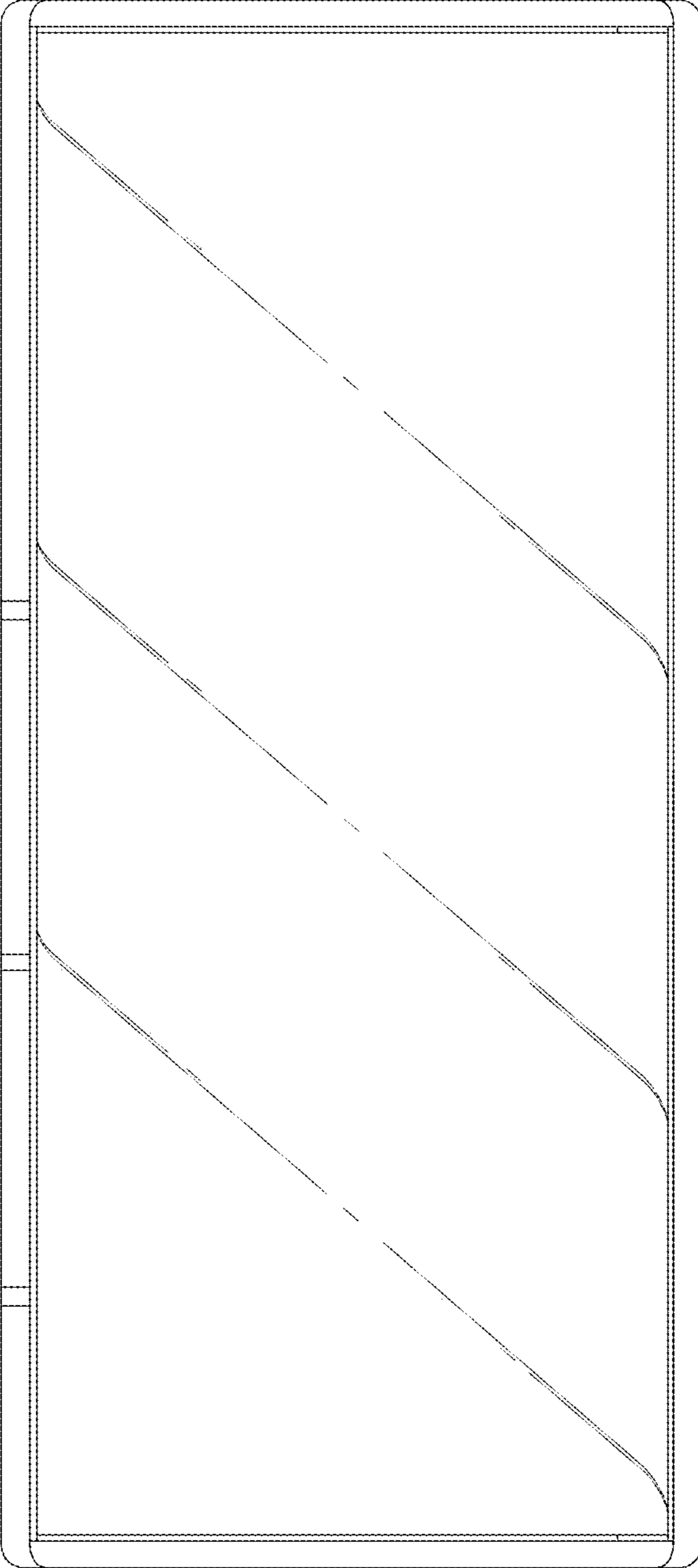


FIG. 3

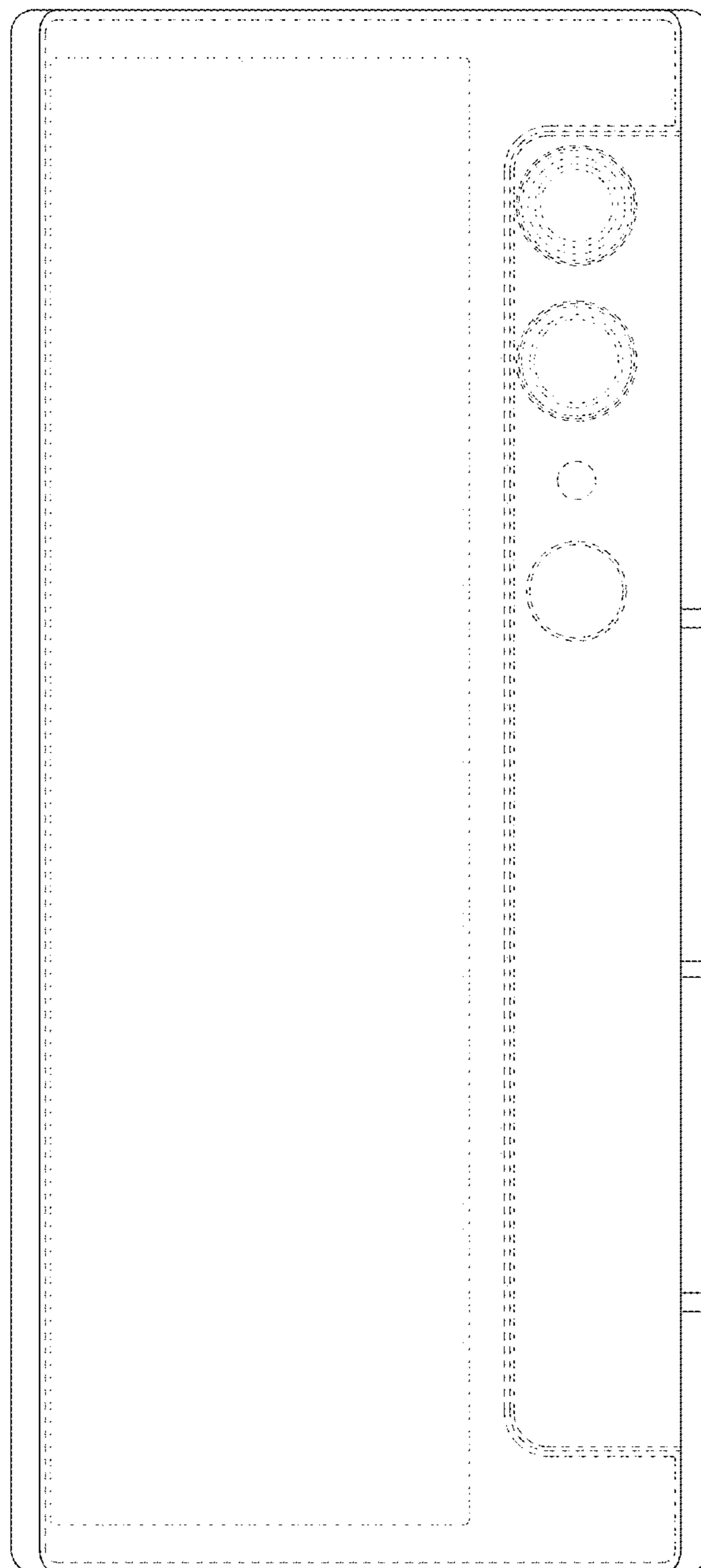


FIG. 4




FIG. 5

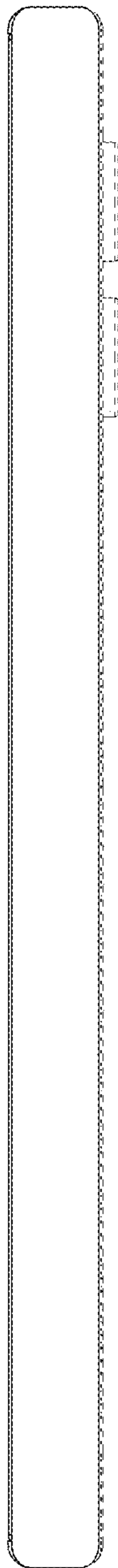


FIG. 6

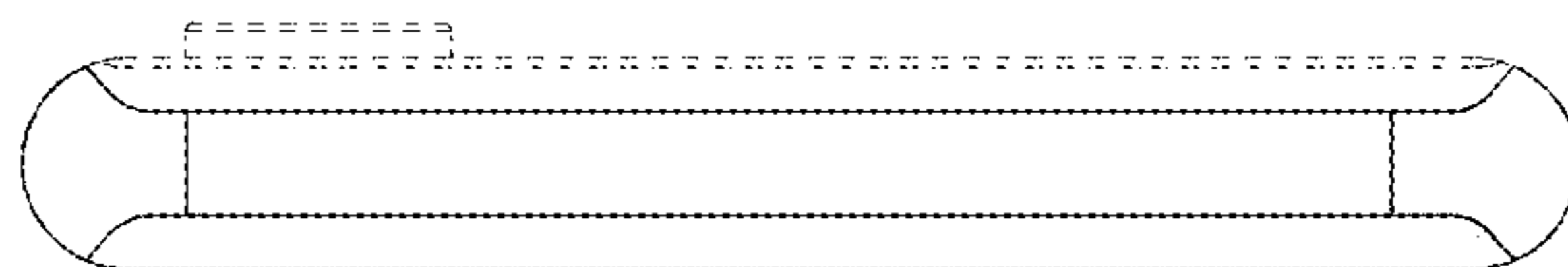




FIG. 7

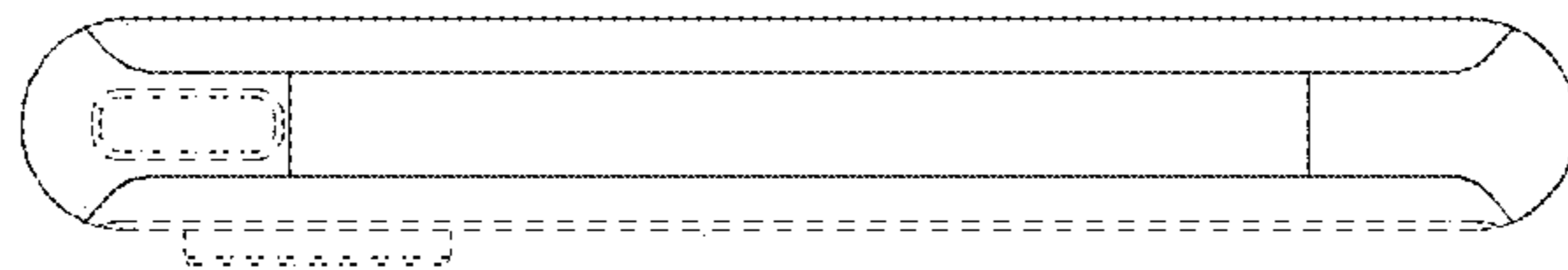


FIG. 8




FIG. 9

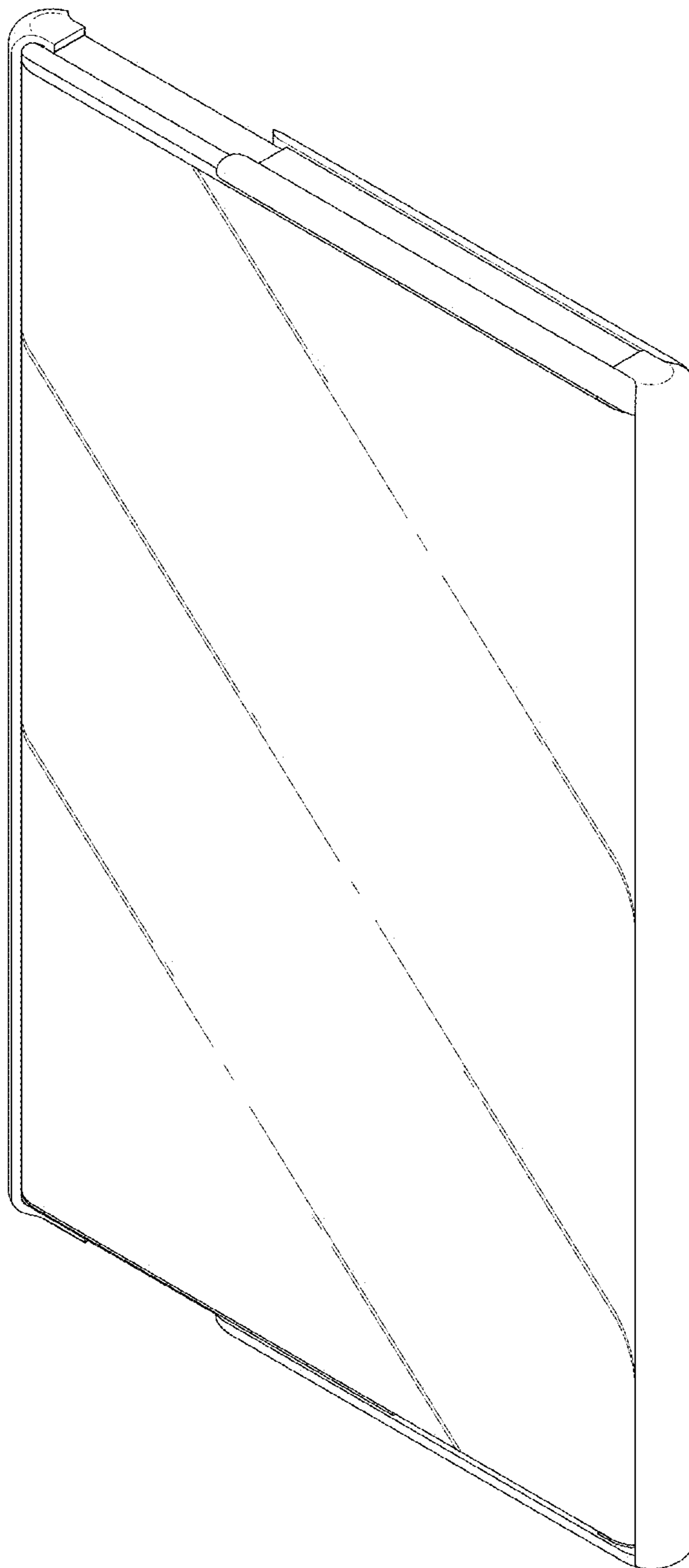


FIG. 10

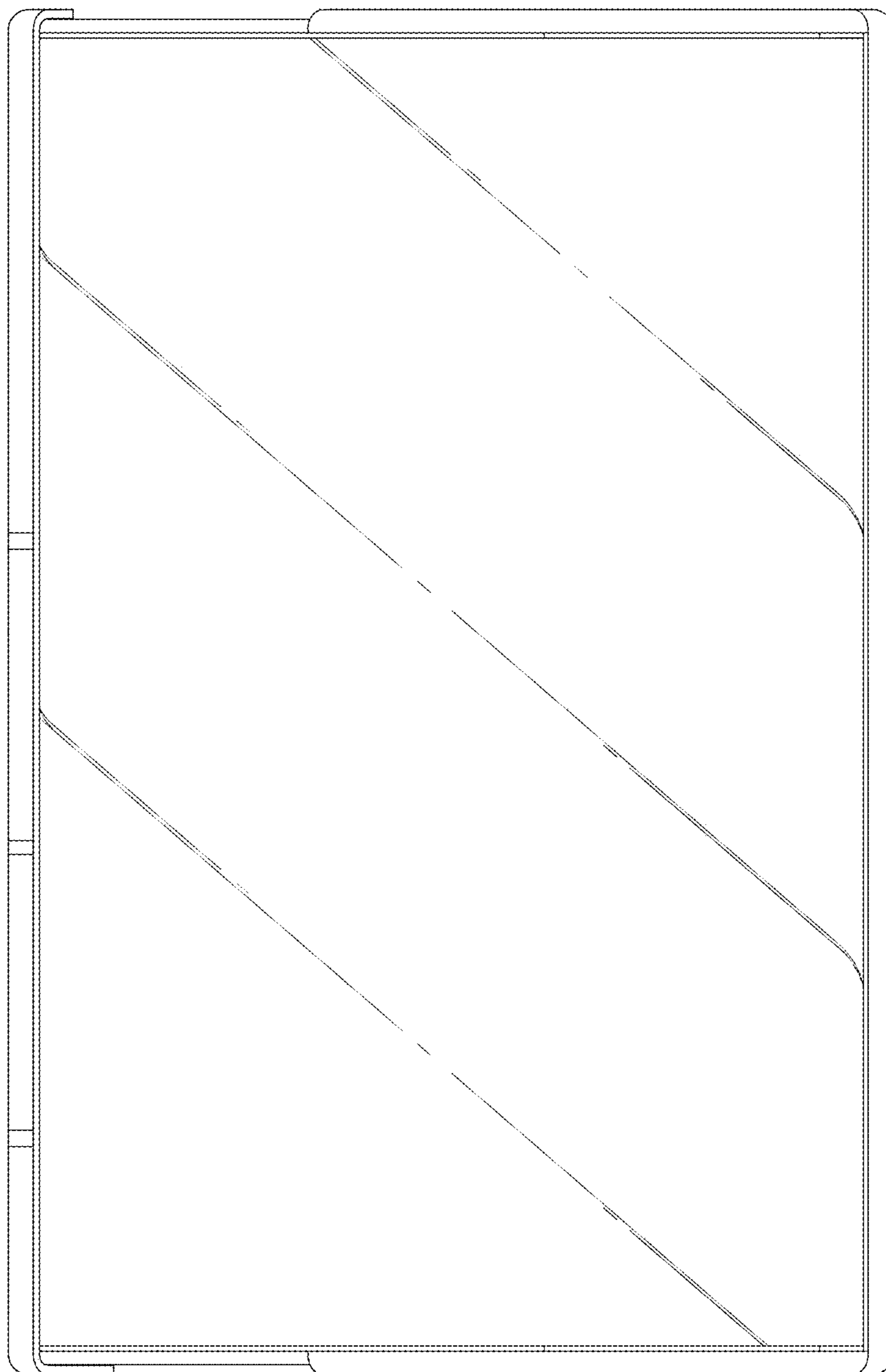


FIG. 11




FIG. 12




FIG. 13




FIG. 14






FIG. 15




FIG. 16

