



US00D977449S

(12) **United States Design Patent**
Huang

(10) **Patent No.:** **US D977,449 S**
(45) **Date of Patent:** **** Feb. 7, 2023**

(54) **EARPHONE**

(71) Applicant: **Shenzhen Shuaixian Electronic Equipment Co., Ltd, Shenzhen (CN)**

(72) Inventor: **Xuezheng Huang, Guangzhou (CN)**

(**) Term: **15 Years**

(21) Appl. No.: **29/735,565**

(22) Filed: **May 22, 2020**

(51) **LOC (14) Cl.** **14-01**

(52) **U.S. Cl.**
USPC **D14/205**

(58) **Field of Classification Search**
USPC D14/205, 206, 223, 156, 215, 188, 192;
D29/112; 2/209; 381/380, 381, 74, 374;
455/90.3, 575.1, 569.1
CPC H04R 25/00; H04R 25/02; H04R 1/1016;
H04R 1/1066; H04R 1/105; H04R 5/033;
H04R 5/0335; H04R 11/02; H04R 9/06
See application file for complete search history.

(56) **References Cited**

U.S. PATENT DOCUMENTS

2,641,327	A *	6/1953	Balmer	H04R 1/105 181/129
D286,874	S *	11/1986	Bertagna	D14/205
D348,466	S *	7/1994	Yamatogi	D14/205
D350,354	S *	9/1994	Nakamura	D14/205
D358,388	S *	5/1995	Nakamura	D14/205
D373,360	S *	9/1996	Kanno	D14/205
D375,312	S *	11/1996	Kanno	D14/205
D394,062	S *	5/1998	Chun	D14/192
D399,206	S *	10/1998	Yasutomi	D14/205
D402,659	S *	12/1998	Suzuki	D14/215
D404,035	S *	1/1999	Delazzer	D14/206
D411,200	S *	6/1999	Almqvist	D14/192
6,195,441	B1 *	2/2001	Ito	H04R 5/0335 381/381

D439,574	S *	3/2001	Katayama	D14/192
D444,140	S *	6/2001	Ishibashi	D14/192
D453,015	S *	1/2002	Yuyama	D14/192
6,385,325	B1 *	5/2002	Nageno	H04R 1/1066 381/374
D463,396	S *	9/2002	Beraut	D14/205
D467,895	S *	12/2002	Hirano	D14/192
D489,052	S *	4/2004	Shiraki	D14/203.3
D504,415	S *	4/2005	Lum	D14/168
D508,908	S *	8/2005	Chueh	D14/205
6,980,666	B1 *	12/2005	Owen	H04R 5/033 381/371
D514,588	S *	2/2006	Sassano	D14/496
D540,302	S *	4/2007	Hagiwara	D14/205
D557,684	S *	12/2007	Pundsack	D14/205

(Continued)

FOREIGN PATENT DOCUMENTS

CN	305376493	*	10/2019
CN	306026376	*	9/2020

(Continued)

Primary Examiner — Paula Allen Greene
(74) *Attorney, Agent, or Firm* — Rumit Ranjit Kanakia


(57) **CLAIM**

I claim the ornamental design for an earphone, as shown and described.

DESCRIPTION

FIG. 1 is a Perspective view of an earphone showing my new design;
FIG. 2 is a Right-side view thereof;
FIG. 3 is a Left-side view thereof;
FIG. 4 is a Front view thereof;
FIG. 5 is a Back view thereof;
FIG. 6 is a Bottom view thereof; and,
FIG. 7 is a Top view thereof.
The broken lines depict portions of the earphone that form no part of the claimed design.

1 Claim, 7 Drawing Sheets



(56)

References Cited

U.S. PATENT DOCUMENTS

D570,824 S * 6/2008 Schultz D14/205
 D583,800 S * 12/2008 Jaakkola D14/205
 D591,263 S * 4/2009 Shimizu D14/205
 D592,640 S * 5/2009 Tkachuk D14/205
 7,720,246 B2 * 5/2010 Wang H04R 5/0335
 381/383
 D645,444 S * 9/2011 Quek D14/205
 D659,116 S * 5/2012 Iseki D14/205
 8,213,666 B2 * 7/2012 Groesch H04R 5/033
 381/376
 D695,264 S * 12/2013 Chee D14/205
 D704,676 S * 5/2014 Krisztal H04S 1/005
 D14/205
 D710,325 S * 8/2014 Behar H04R 5/033
 D14/205
 9,167,347 B1 * 10/2015 Silberberg H04R 1/1041
 D763,226 S * 8/2016 Petersen D14/205
 D769,218 S * 10/2016 Mittal D14/205
 D772,197 S * 11/2016 Hejazi D14/205
 D790,508 S * 6/2017 Lewis D14/214
 D875,708 S * 2/2020 Tang D14/205
 D893,446 S * 8/2020 Rodriguez D14/192
 2001/0010727 A1 * 8/2001 Urwyler H04R 1/1033
 381/384

2002/0003889 A1 * 1/2002 Fischer H04R 1/1041
 381/370
 2003/0091209 A1 * 5/2003 Ito H04R 5/0335
 381/379
 2003/0169896 A1 * 9/2003 Kirk, III H04R 1/1033
 381/370
 2008/0166002 A1 * 7/2008 Amsel H04R 5/033
 381/370
 2010/0135515 A1 * 6/2010 Walsh H04R 1/1008
 381/374
 2012/0140973 A1 * 6/2012 Olodort H04R 1/1066
 381/375
 2012/0328119 A1 * 12/2012 Heise H04R 1/1066
 381/74
 2014/0177884 A1 * 6/2014 Minarik H04R 1/1041
 381/309
 2016/0329041 A1 * 11/2016 Qi H04R 1/2811
 2017/0230745 A1 * 8/2017 Petersen H04R 1/1008
 2018/0275950 A1 * 9/2018 Takagi A61B 5/6803
 2019/0306609 A1 * 10/2019 Lee H04R 1/1066

FOREIGN PATENT DOCUMENTS

CN 306880842 * 10/2021
 CN 307018878 * 12/2021

* cited by examiner




FIG. 1

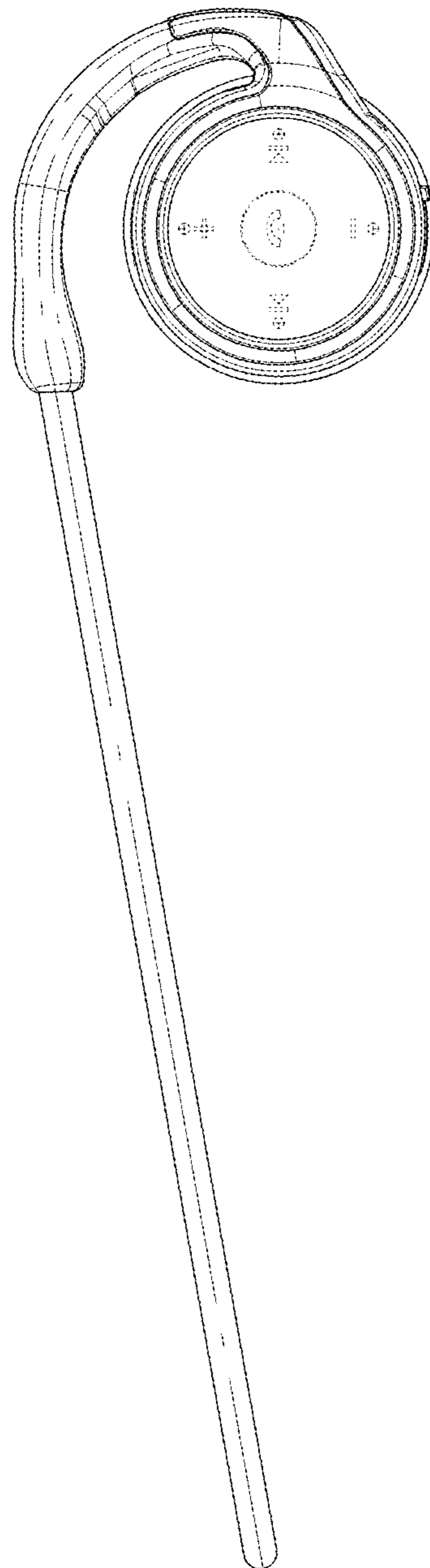


FIG. 2

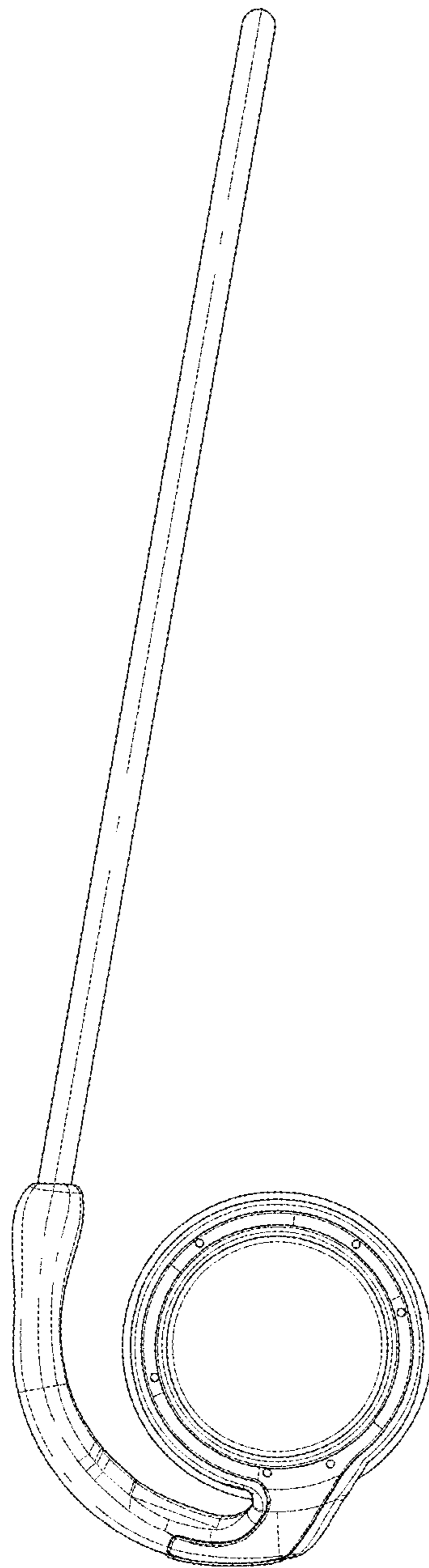


FIG. 3

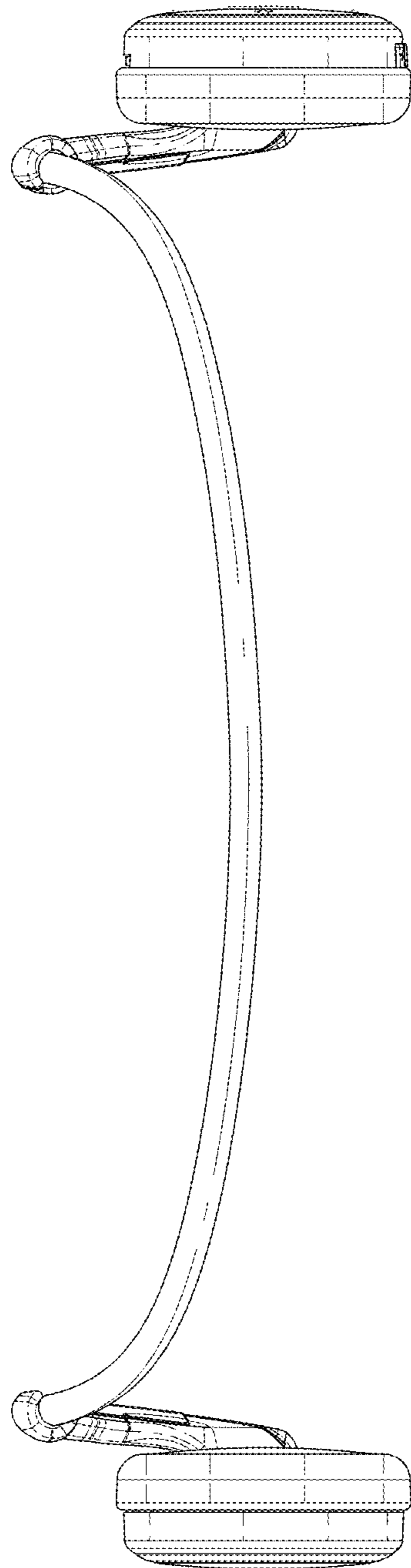


FIG. 4

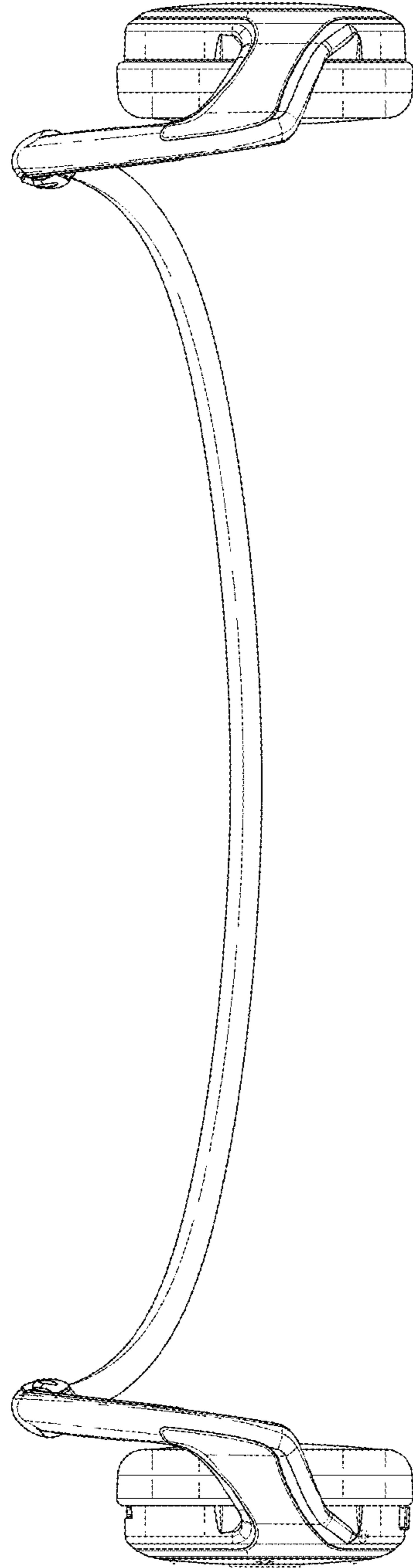


FIG. 5

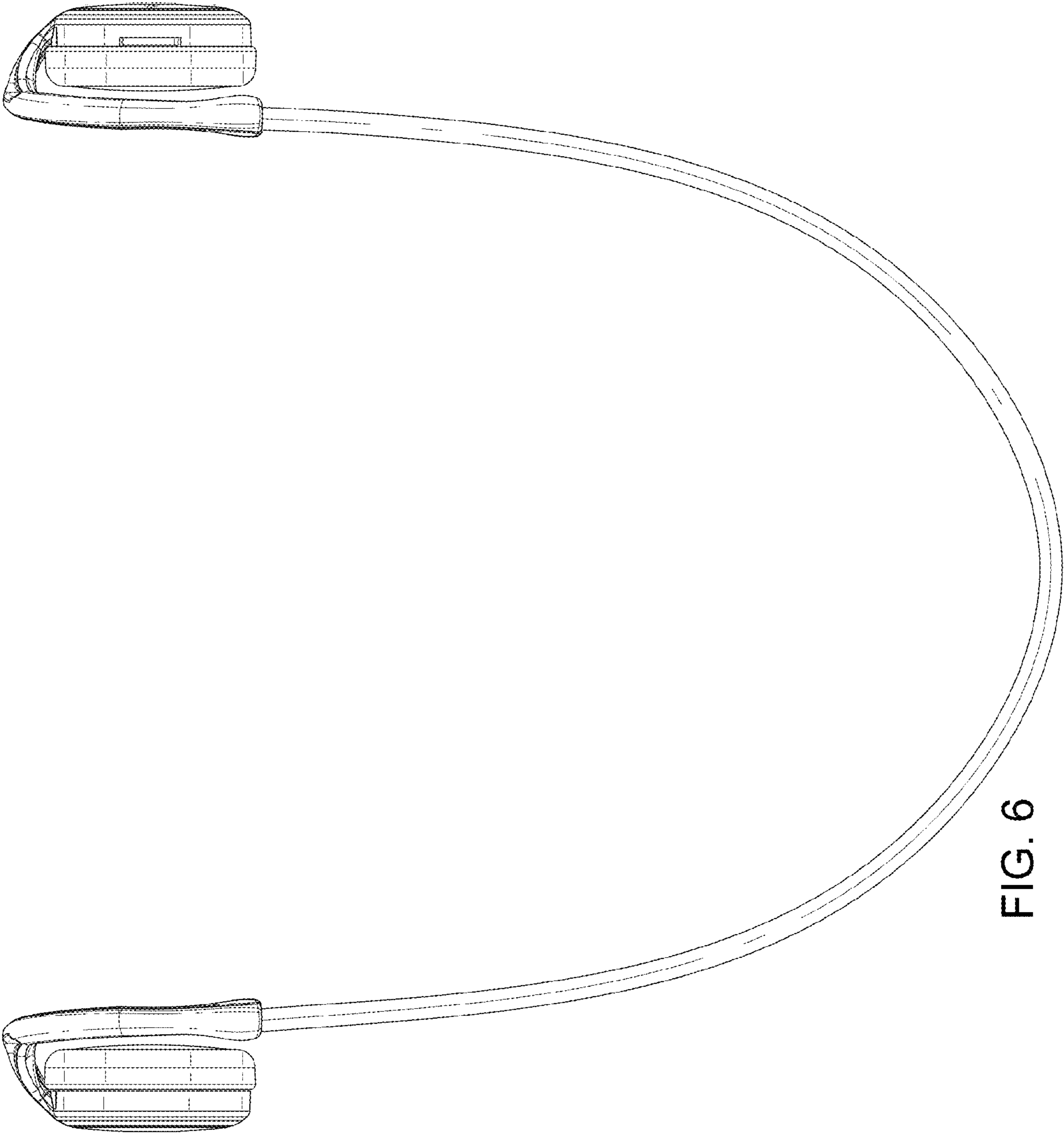


FIG. 6

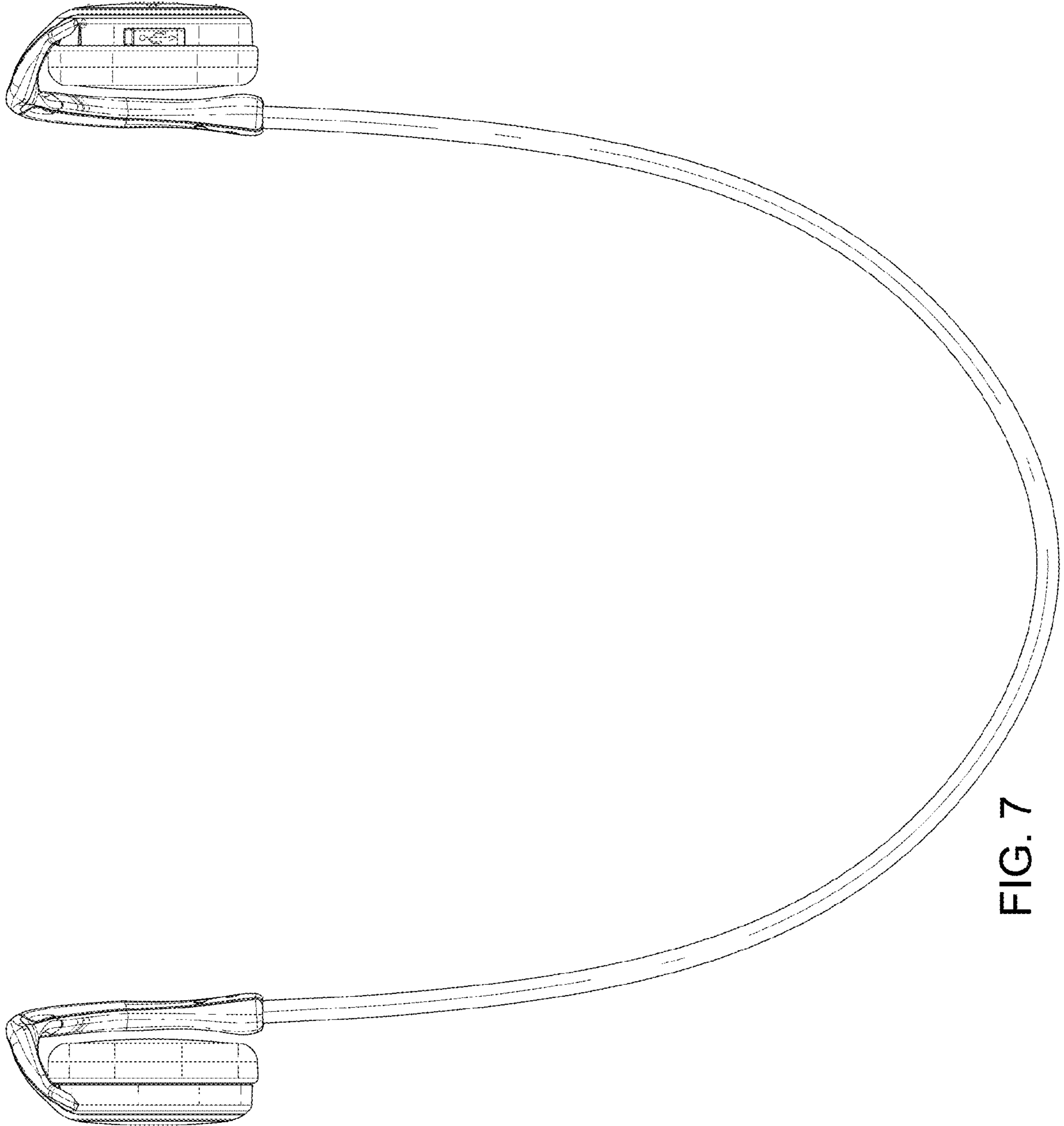


FIG. 7