



US00D977407S

(12) **United States Design Patent**
Yu

(10) **Patent No.:** **US D977,407 S**

(45) **Date of Patent:** **** Feb. 7, 2023**

- (54) **TRAY**
- (71) Applicant: **Guangzhou Yiliang Trading Co., Ltd.,**
Guangzhou (CN)
- (72) Inventor: **Hui Yu,** Ganzhou (CN)
- (73) Assignee: **Guangzhou Yiliang Trading Co., Ltd.,**
Guangzhou (CN)
- (**) Term: **15 Years**
- (21) Appl. No.: **29/854,700**
- (22) Filed: **Sep. 27, 2022**
- (51) **LOC (14) Cl.** **12-16**
- (52) **U.S. Cl.**
USPC **D12/425**
- (58) **Field of Classification Search**
USPC D12/425, 400, 406, 415-420, 424, 426
CPC B60R 16/04; B63B 17/00; B63B 35/00;
B63B 7/085; B63B 25/00
See application file for complete search history.

D946,493 S *	3/2022	Huang	D12/425
D949,773 S *	4/2022	Huang	D12/425
D950,476 S *	5/2022	Gan	D12/425
D955,323 S *	6/2022	Reid	D12/425
D960,076 S *	8/2022	Pan	D12/425
D960,077 S *	8/2022	Pan	D12/425
D961,493 S *	8/2022	Ma	D12/425
D964,258 S *	9/2022	Tian	D12/425
D964,259 S *	9/2022	Tian	D12/425
D964,914 S *	9/2022	Wei	D12/425

* cited by examiner

Primary Examiner — Katrina A Betton

(57) **CLAIM**

The ornamental design for a tray, as shown and described.

DESCRIPTION

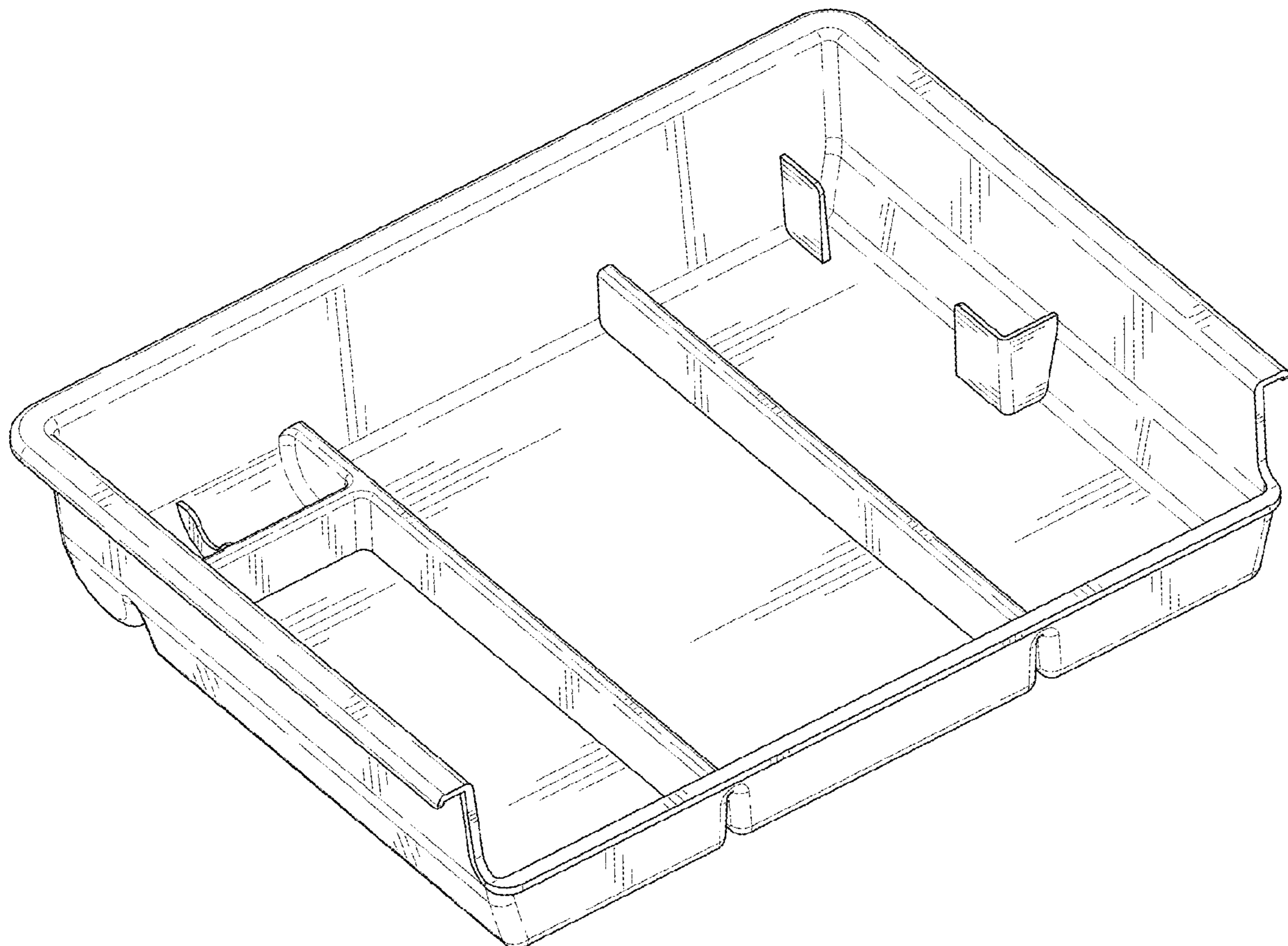
FIG. 1 is a front, left and bottom perspective view of a tray showing my new design;
 FIG. 2 is a rear, right and top perspective view thereof;
 FIG. 3 is a front and right perspective view thereof;
 FIG. 4 is a front view thereof;
 FIG. 5 is a rear view thereof;
 FIG. 6 is a left side view thereof;
 FIG. 7 is a right side view thereof;
 FIG. 8 is a top plan view thereof; and,
 FIG. 9 is a bottom plan view thereof.

1 Claim, 9 Drawing Sheets

(56) **References Cited**

U.S. PATENT DOCUMENTS

D912,608 S *	3/2021	Chen	D12/425
D932,420 S	10/2021	Bruni et al.		
D935,381 S *	11/2021	Chen	D12/425
D940,057 S *	1/2022	Guo	D12/425



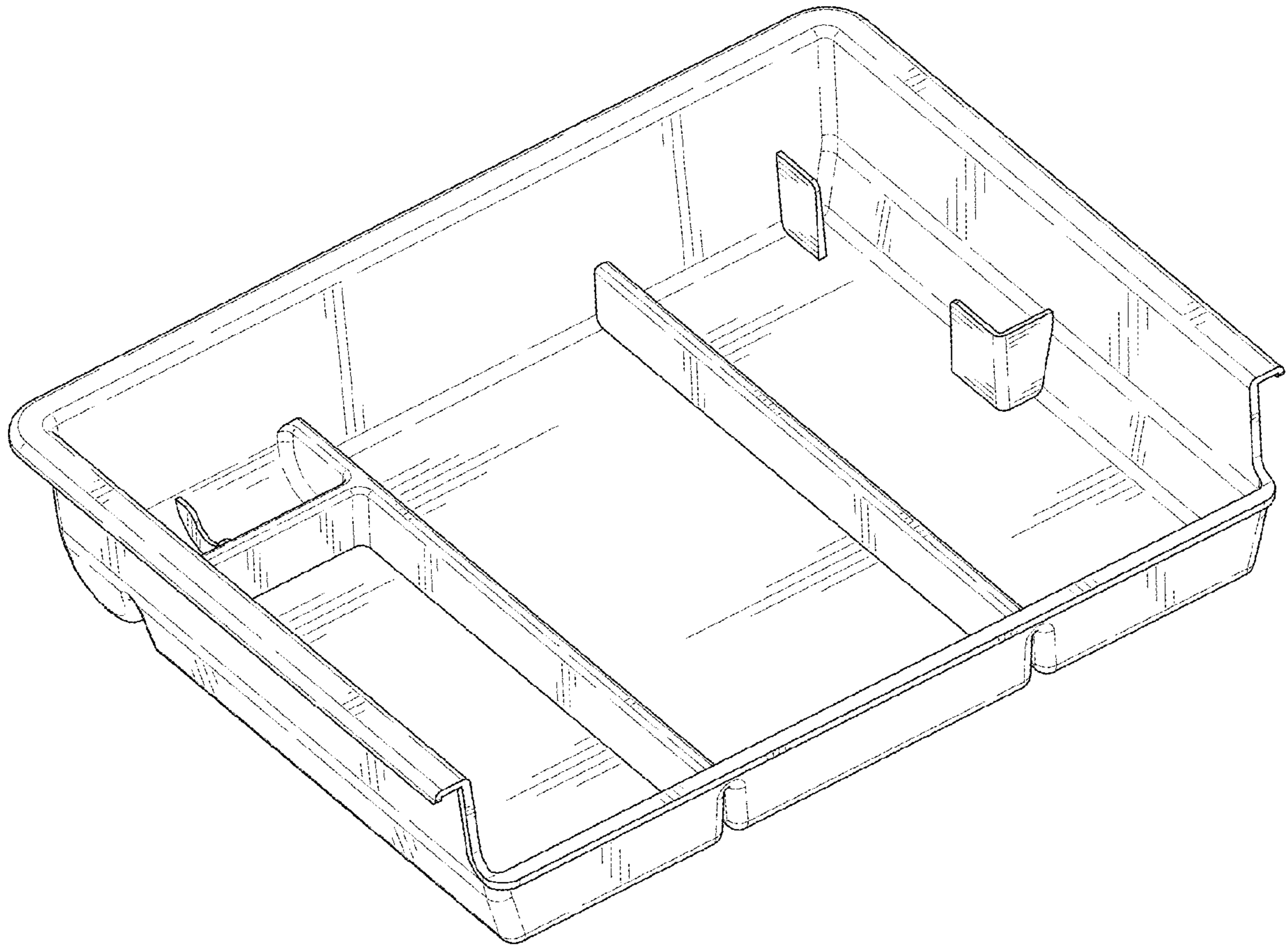


FIG. 1

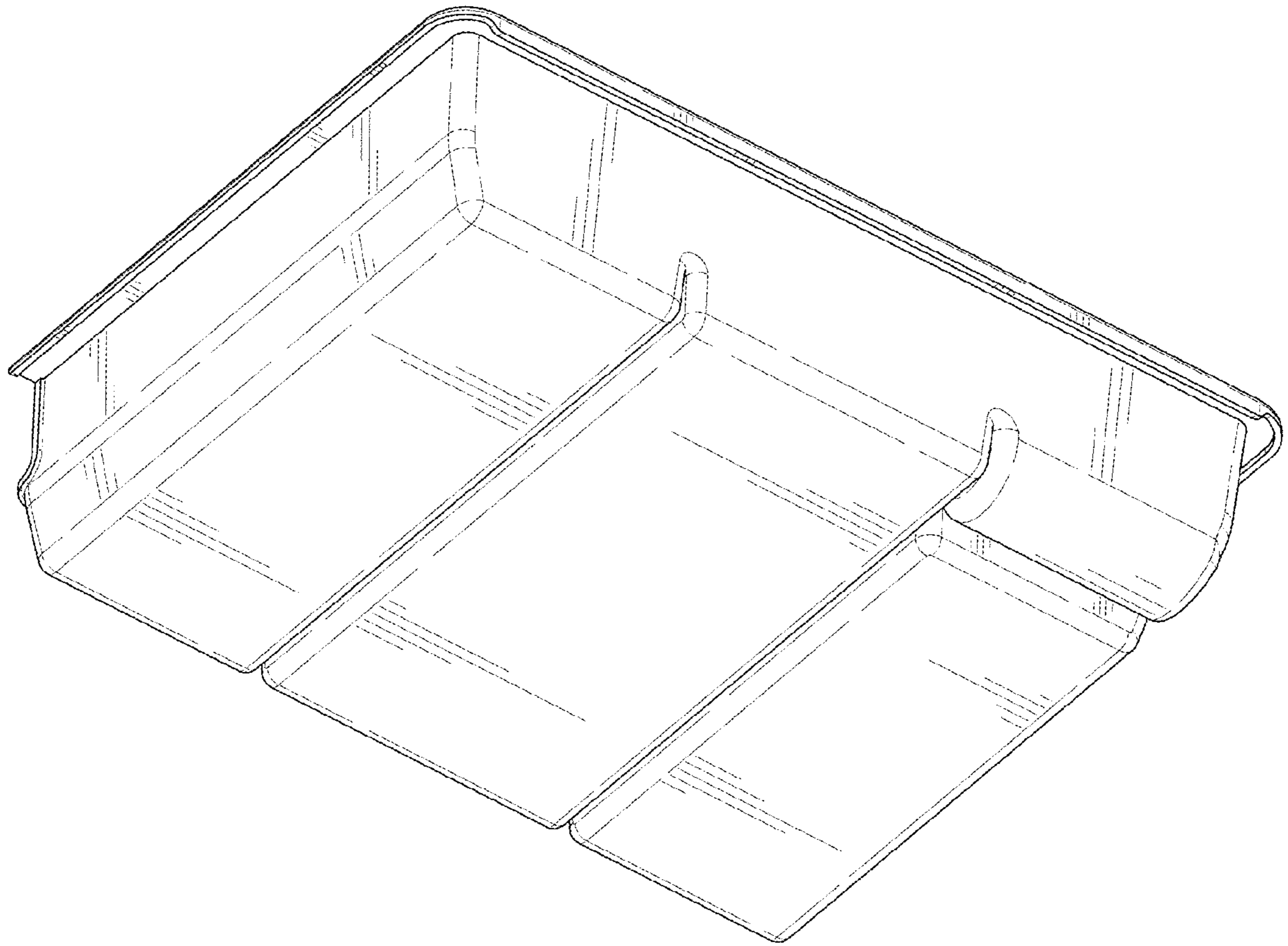


FIG. 2




FIG. 3



FIG. 4

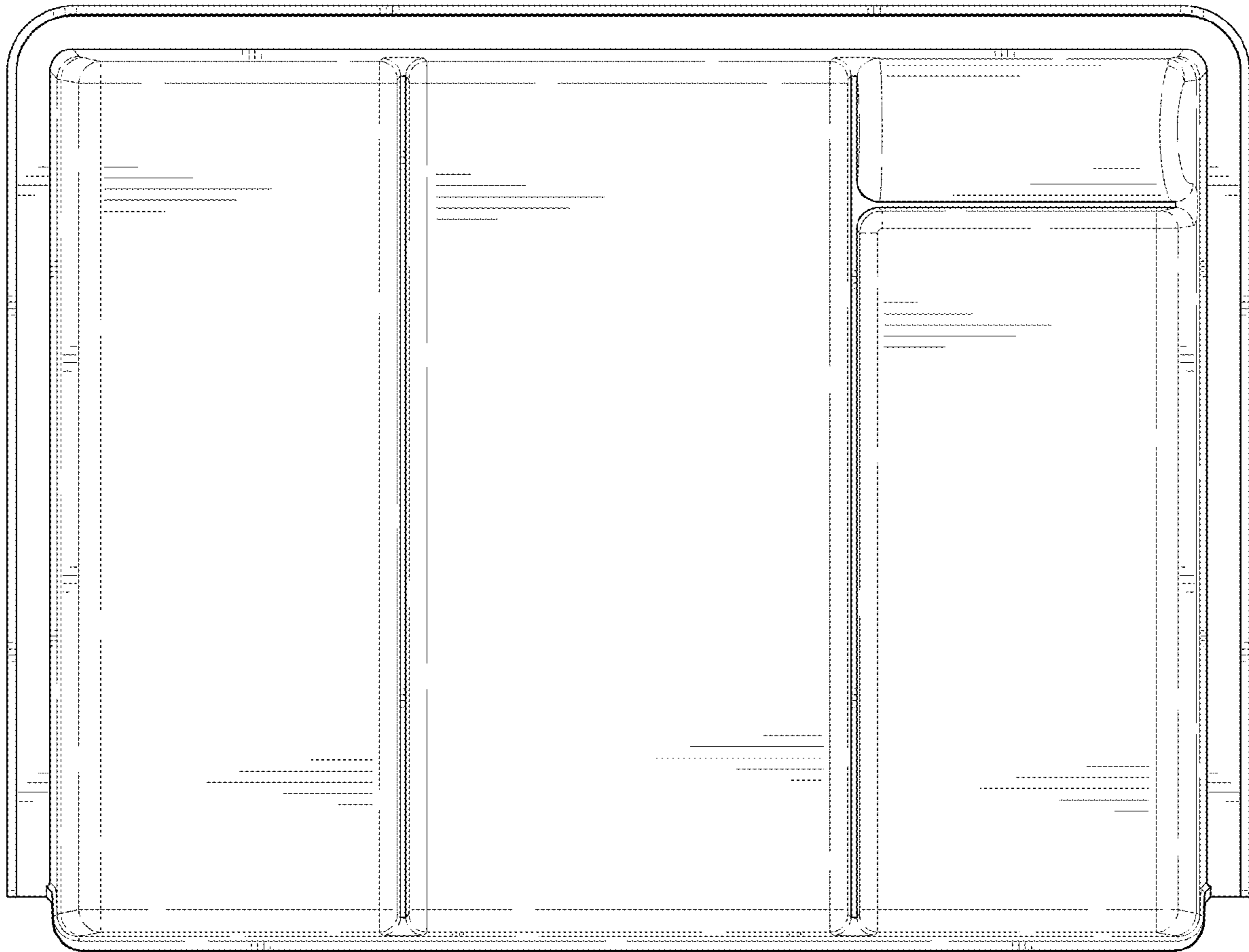


FIG. 5




FIG. 6

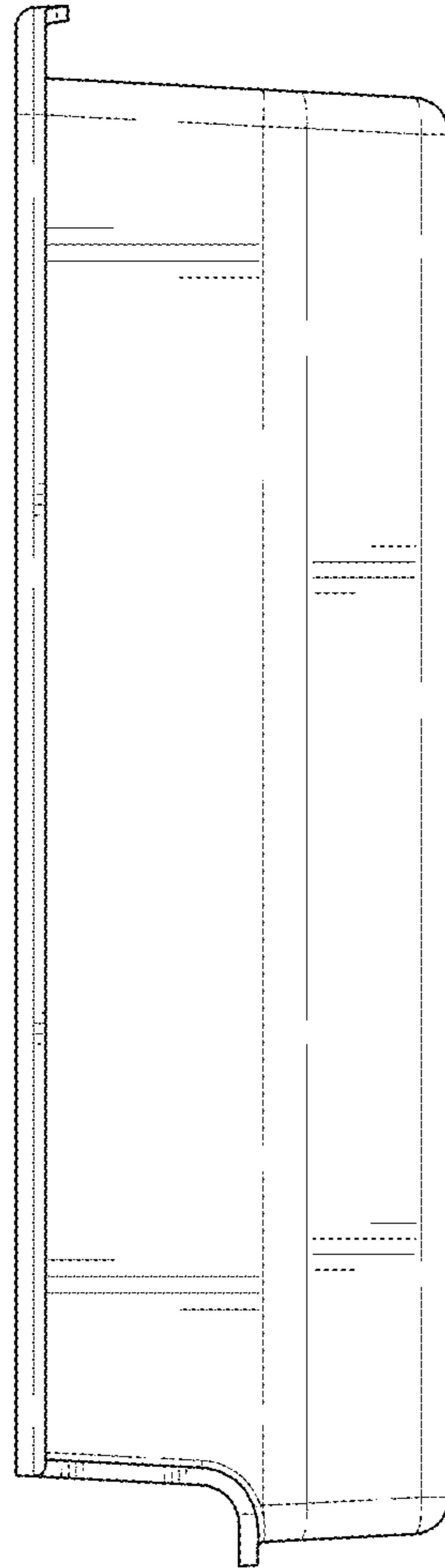


FIG. 7




FIG. 8

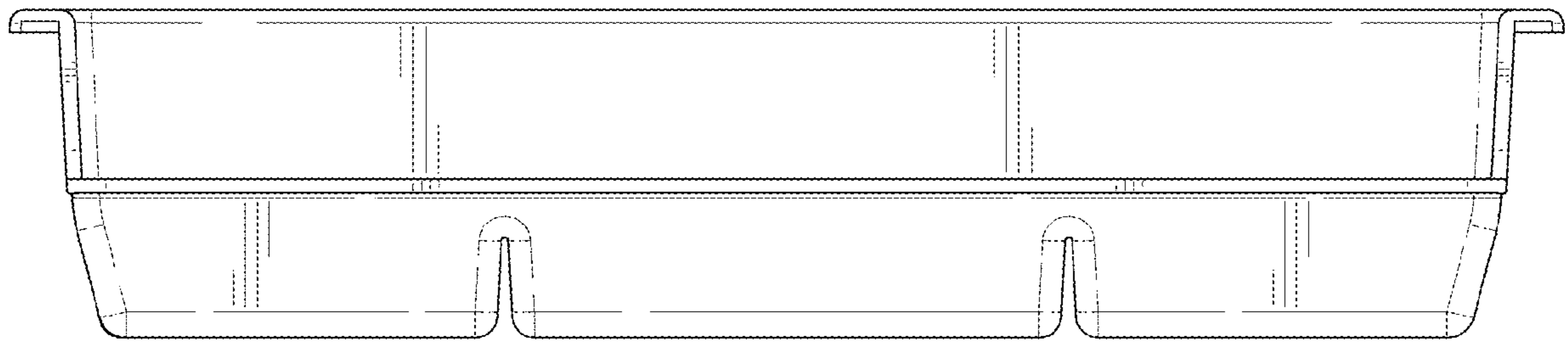


FIG. 9