



US00D977330S

(12) **United States Design Patent**
Anderson et al.

(10) **Patent No.:** **US D977,330 S**

(45) **Date of Patent:** **** Feb. 7, 2023**

(54) **FURNITURE ITEM**

- (71) Applicant: **Ledge Lounger, Inc.**, Brookshire, TX (US)
- (72) Inventors: **Christopher Anderson**, Fulshear, TX (US); **David Bier**, Conroe, TX (US)
- (73) Assignee: **Ledge Lounger, Inc.**, Katy, TX (US)
- (*) Notice: Patent file contains an affidavit/declaration under 37 CFR 1.130(b).

(**) Term: **15 Years**

(21) Appl. No.: **29/734,795**

(22) Filed: **May 15, 2020**

(51) **LOC (14) Cl.** **08-11**

(52) **U.S. Cl.**
USPC **D8/374; D6/710**

(58) **Field of Classification Search**
USPC D6/349, 372, 374, 709-710; D8/315, D8/321-322, 373-375
CPC A47B 91/16; A47B 91/022
See application file for complete search history.

(56) **References Cited**

U.S. PATENT DOCUMENTS

D244,108	S	*	4/1977	Bacon	D6/349
4,907,770	A	*	3/1990	Marchetti	A47B 91/02 248/188.6
D376,713	S	*	12/1996	Kelso	D6/709.18
6,142,431	A	*	11/2000	Herzog	A47B 91/024 248/188.4
D463,732	S	*	10/2002	MacDonald	D8/374
D468,116	S	*	1/2003	Champion	D6/336
D589,269	S	*	3/2009	Allende	D6/349
D640,886	S	*	7/2011	Glass	D6/710
9,044,091	B2	*	6/2015	Walker	A47C 7/02
D810,209	S	*	2/2018	Gibbs	D21/522
D918,606	S	*	5/2021	Rashid	D6/349
D921,392	S	*	6/2021	Hathorn	D6/372

(Continued)

FOREIGN PATENT DOCUMENTS

ES 0024402220020 A1 * 6/2014

OTHER PUBLICATIONS

“Wadoy 49621 Dryer Leveling Leg Foot”, Jun. 18, 2017, Amazon.com, site visited Nov. 8, 2021: <https://www.amazon.com/Wadoy-AP4295805-Leveling-Whirlpool-Kenmore/dp/B072TVY7SW> (Year: 2017).*

(Continued)

Primary Examiner — Jack Reickel

Assistant Examiner — Michael A Kervin

(74) *Attorney, Agent, or Firm* — Banner & Witcoff, Ltd.

(57) **CLAIM**

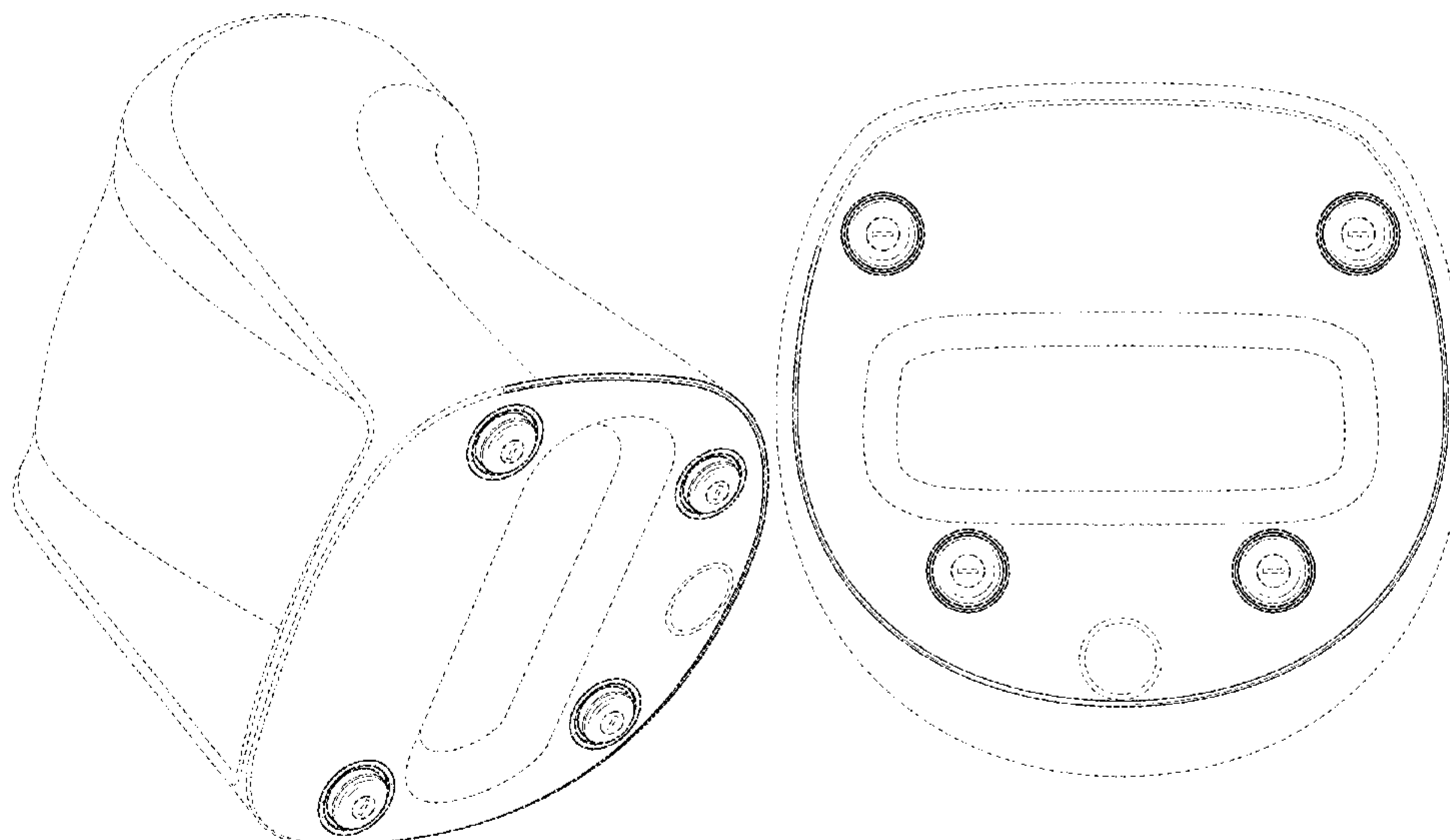
The ornamental design for a furniture item, as shown and described.

DESCRIPTION

FIG. 1 is a bottom, front, right perspective view of the claimed design for a furniture item;
FIG. 2 is a top, front, right perspective view thereof;
FIG. 3 is a second top, front, right perspective view thereof;
FIG. 4 front view thereof;
FIG. 5 is a rear view thereof;
FIG. 6 is a left side view thereof;
FIG. 7 is a right side view thereof;
FIG. 8 is a top view thereof; and,
FIG. 9 is a bottom view thereof.

The even-length broken lines showing of a furniture item is for the purpose of illustrating portions of the article and forms no part of the claimed design. The unshaded regions within the shaded area that are demarcated by uneven-length broken lines form no part of the claimed design. Portions of the furniture item not shown in the drawing form no part of the claimed design.

1 Claim, 9 Drawing Sheets



(56)

References Cited

U.S. PATENT DOCUMENTS

2011/0283454 A1* 11/2011 Springer A61G 15/005
5/602
2013/0240688 A1* 9/2013 Schwartz A47B 91/024
248/125.8
2017/0340124 A1* 11/2017 Anderson A47C 1/143
2018/0368574 A1* 12/2018 Cattaneo A47B 91/028
2020/0200465 A1* 6/2020 Mckenzie F25D 23/00
2021/0315381 A1* 10/2021 Cattaneo A47B 91/028
2022/0087434 A1* 3/2022 Anderson A47C 1/14

OTHER PUBLICATIONS

“XNPL Document NamEx”, Mar. 24, 2020, Facebook.com, site visited Nov. 8, 2021: <https://www.facebook.com/ledgelounger/posts/2930667896979092> (Year: 2020).*

“Signature Underwater Stool”, May 2, 2020, ShopBotanik.com, site visited Nov. 8, 2021: <https://shopbotanik.com/ledge-lounger-signature-stool-bar-and-counter/> (Year: 2020).*

“Liquidseat Pool Seat in Charcoal Granite (Grey)”; Liquidseat; retrieved May 1, 2020; disclosure date unknown but prior to the filing date of the present application; URL: <https://liquidseat.com/products/pool-seat-charcoal-granite>.

* cited by examiner

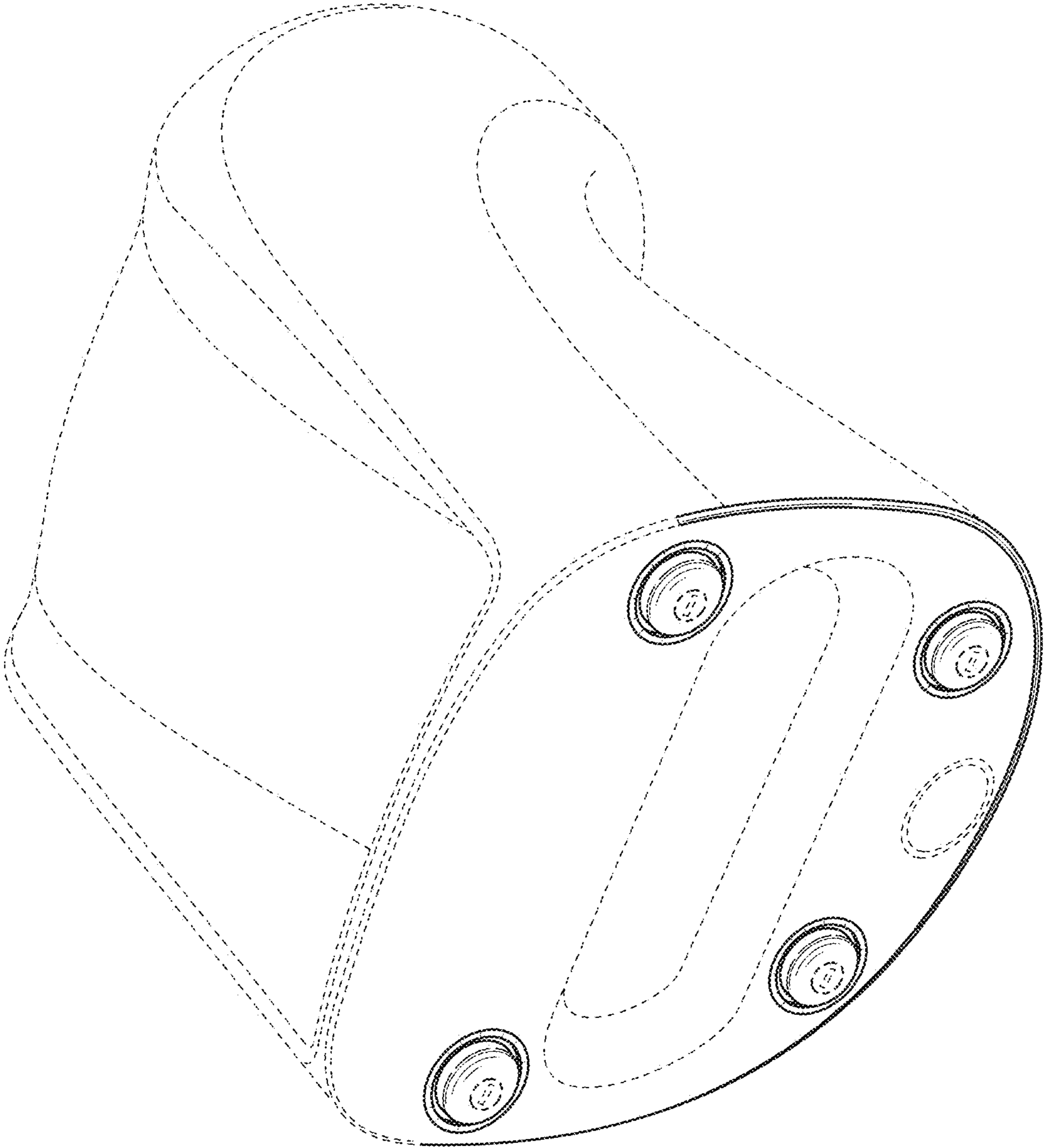


FIG. 1

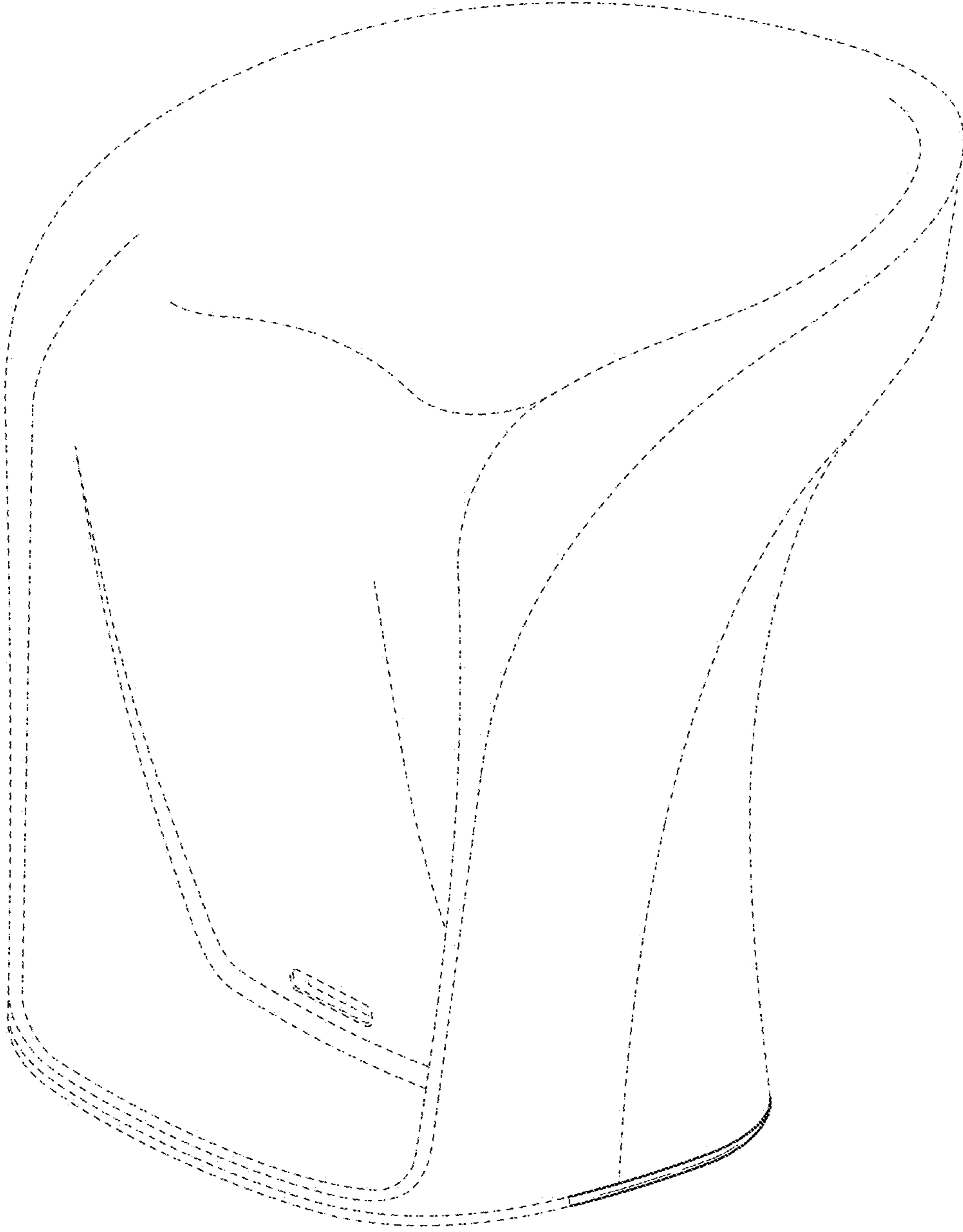


FIG. 2

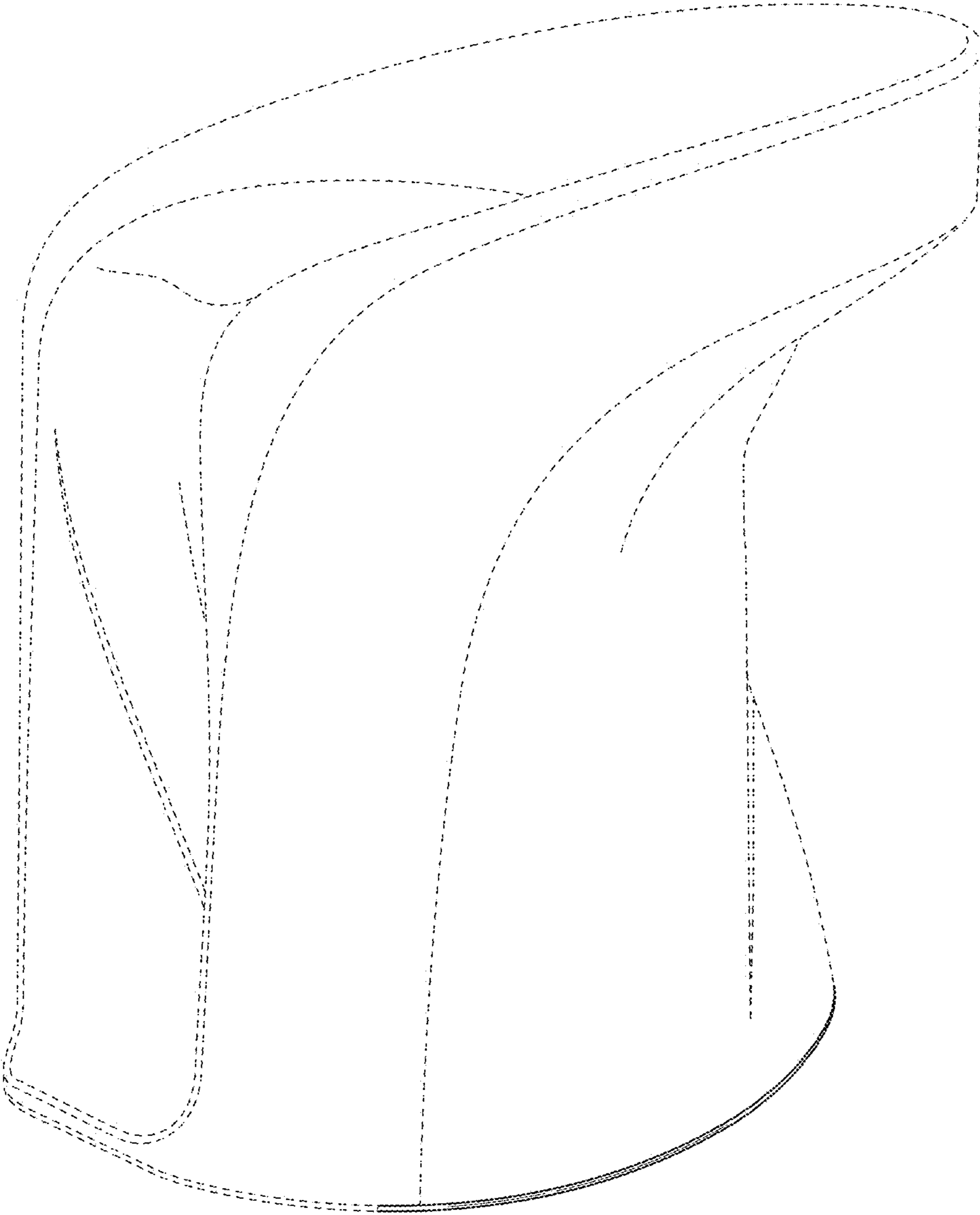


FIG. 3

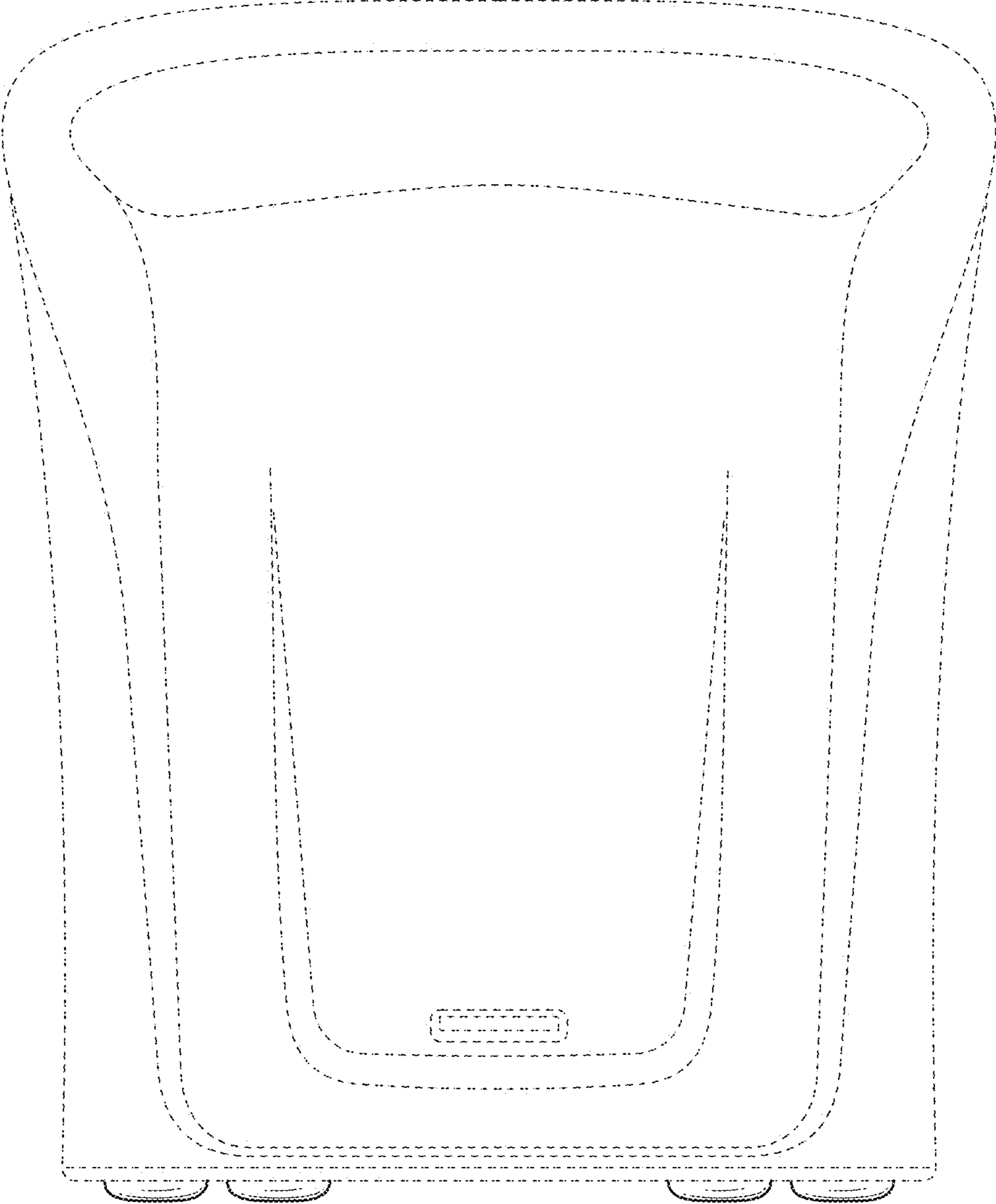


FIG. 4

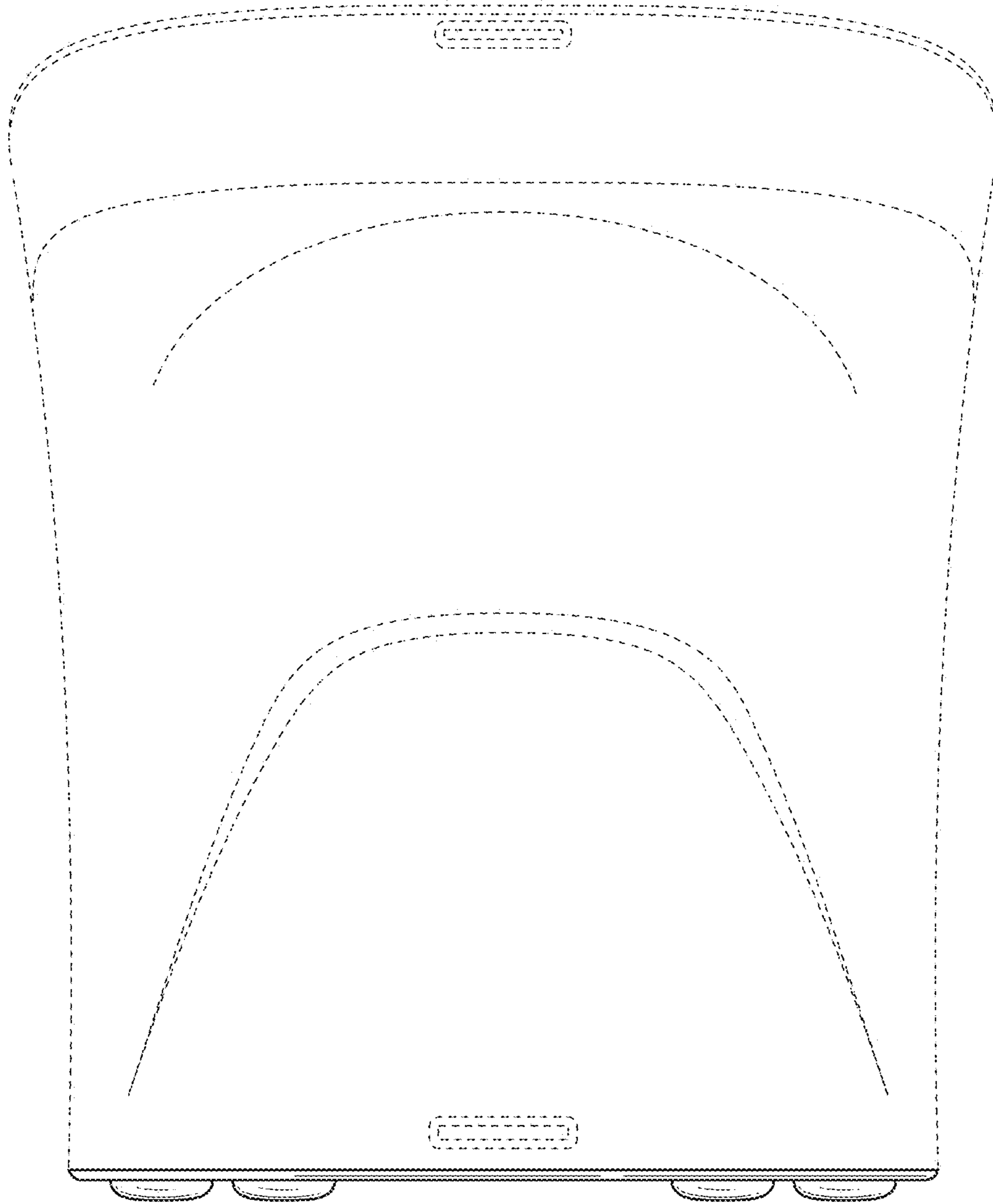


FIG. 5

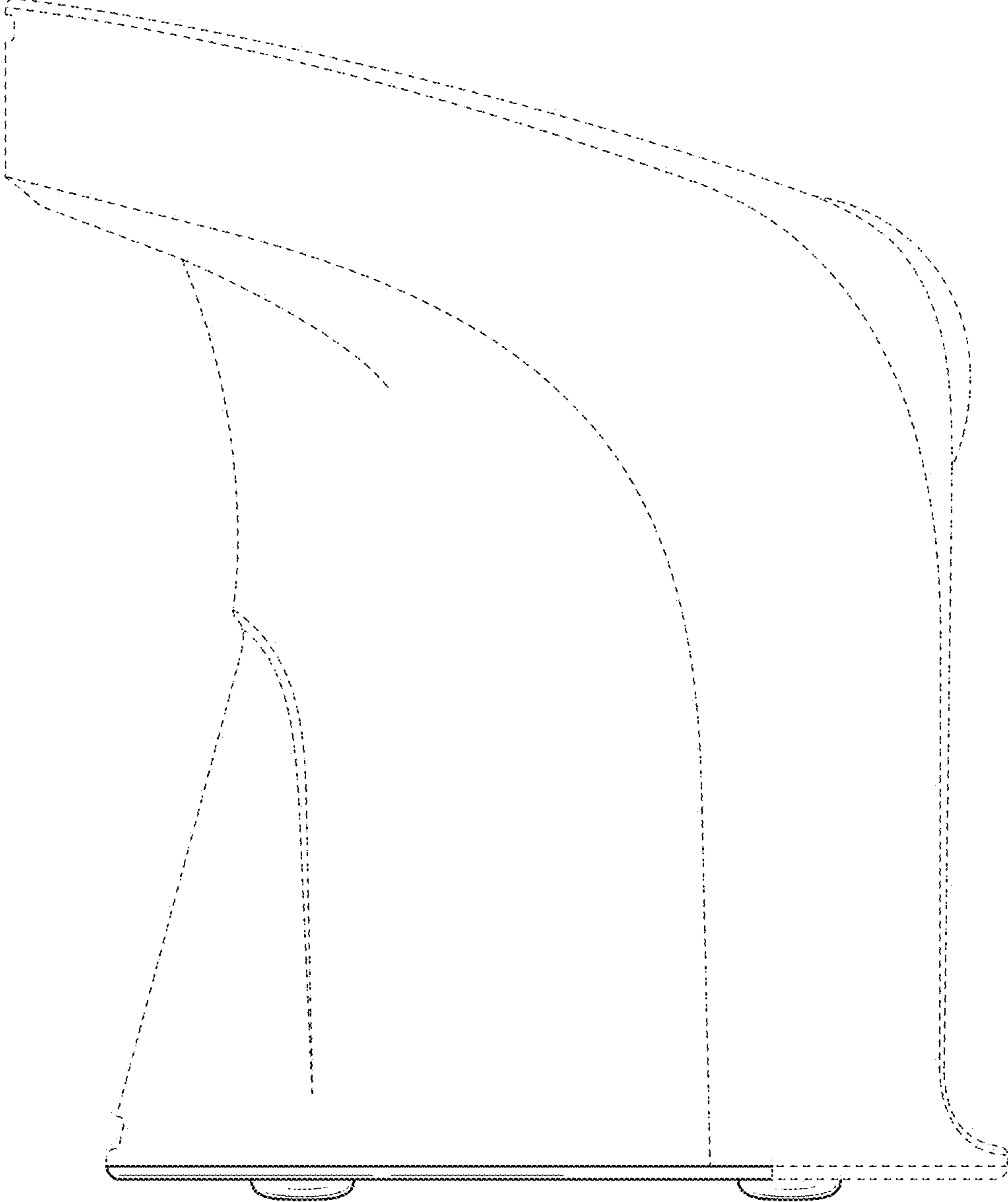


FIG. 6




FIG. 7

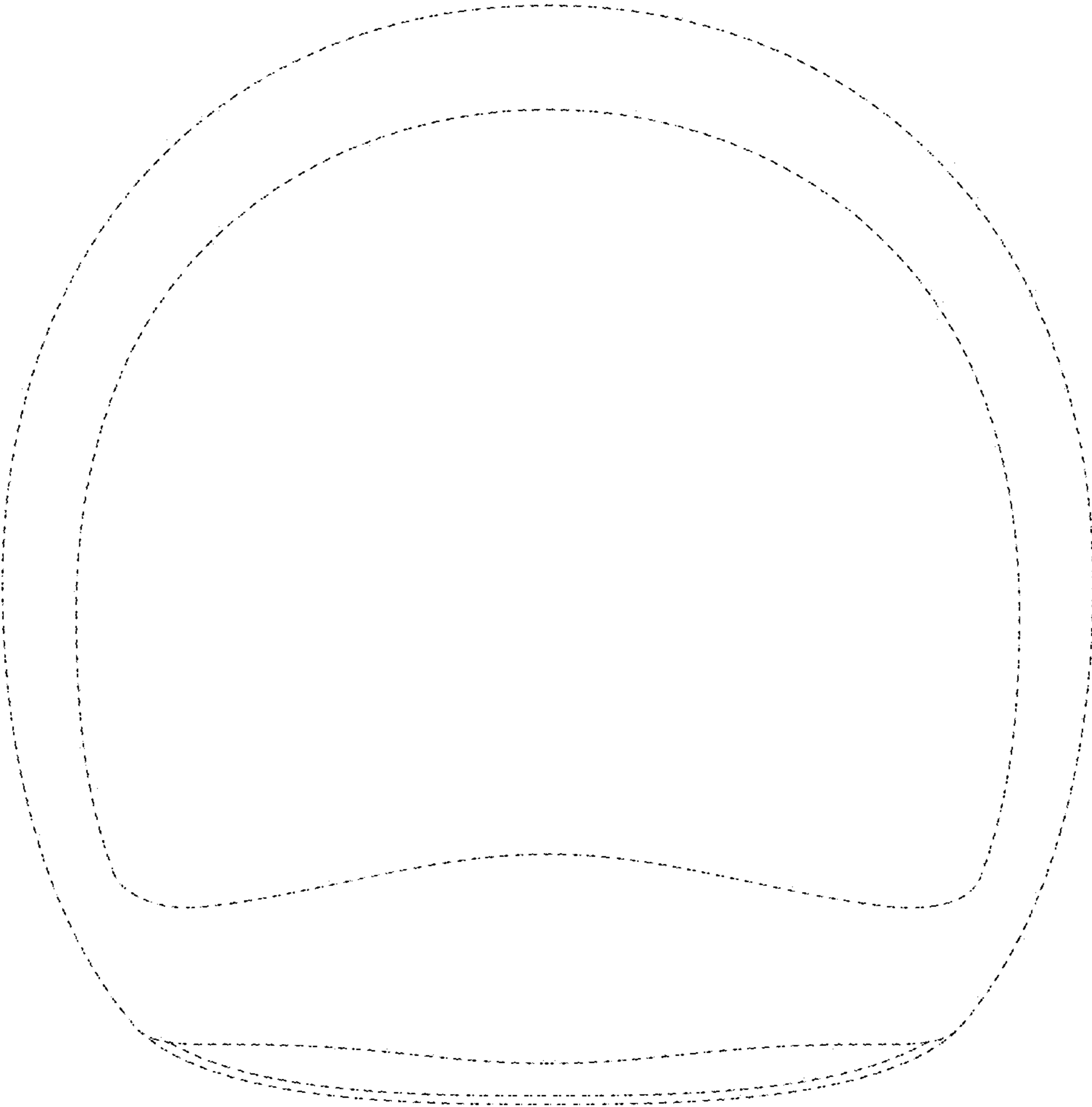


FIG. 8

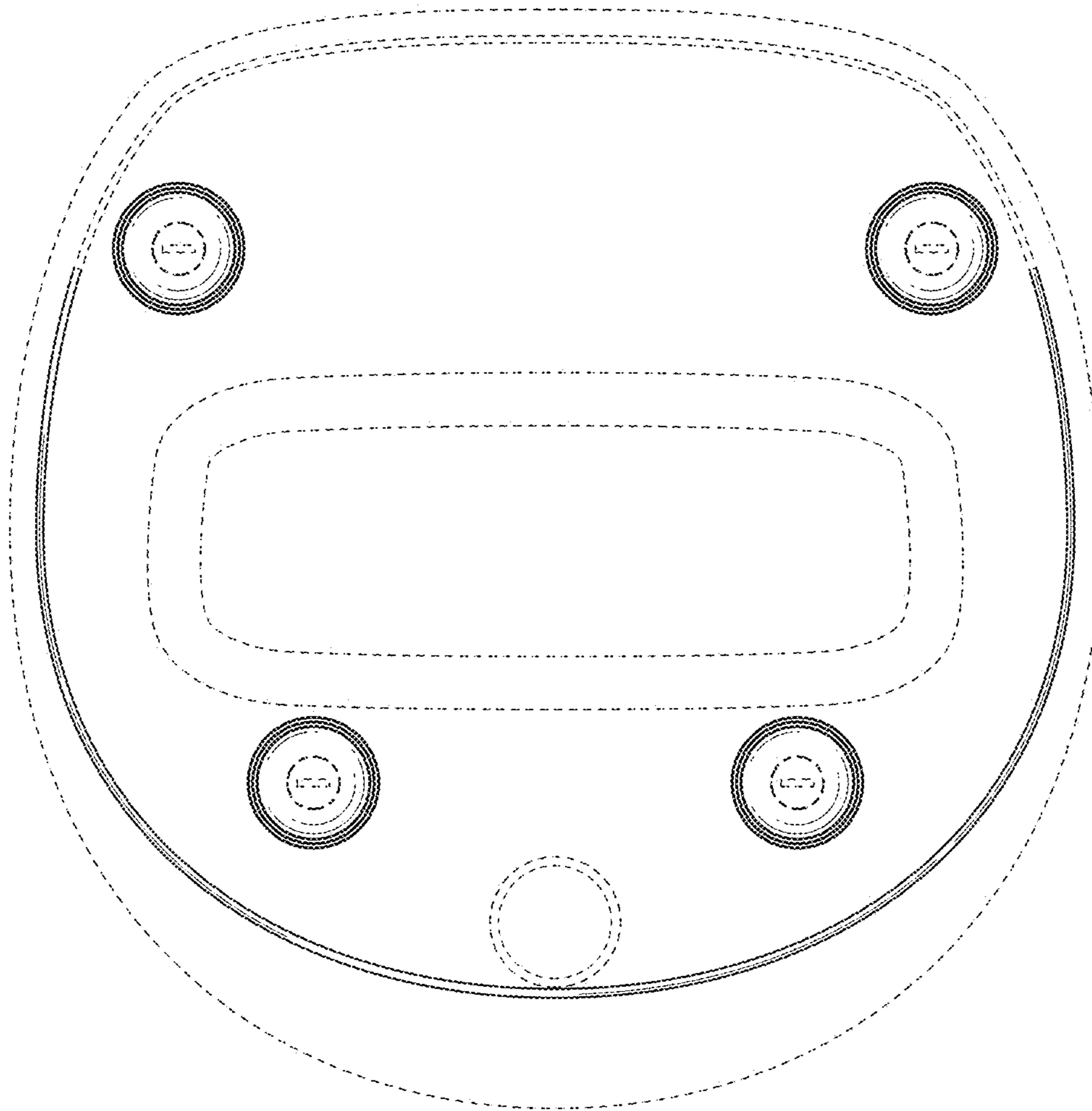


FIG. 9