



US00D977329S

(12) **United States Design Patent**
Zhang

(10) **Patent No.:** **US D977,329 S**

(45) **Date of Patent:** **** Feb. 7, 2023**

(54) **DIAMOND SHAPE HOOKS**

(71) Applicant: **Shenzhen Yingmu Electronic Commerce Co., Ltd.**, Guangdong (CN)

(72) Inventor: **Hongmei Zhang**, Guangdong (CN)

(**) Term: **15 Years**

(21) Appl. No.: **29/771,020**

(22) Filed: **Feb. 18, 2021**

(51) **LOC (14) Cl.** **08-03**

(52) **U.S. Cl.**
USPC **D8/373**

(58) **Field of Classification Search**

USPC D8/349-373
CPC A47F 9/042; A47F 5/01; A47F 5/04; A47F 5/0031; A47F 5/083; A47F 5/0846; A47F 5/13; A47F 5/0807; A47F 13/085; A47F 5/0006; A47F 5/0815; A47F 5/00; A47F 5/08; A47F 5/0876; A47F 5/10; A47F 7/0078; A47F 11/06; A47F 11/10; A47F 3/004; A47F 3/005; A47F 3/12; A47F 5/0823; A47F 5/0838; A47F 5/0853; A47F 7/00; A47F 7/065; A47F 1/08; A47F 10/00; A47F 2005/0012; A47F 5/0043; A47F 5/005; A47F 5/0087; A47F 5/0869; A47F 5/0884; A47F 5/0892; A47F 5/105; A47F 7/0028; A47F 7/0071; A47F 7/02; A47F 7/0243; A47B 57/06; A47B 57/14; A47B 57/46; A47B 47/00; A47B 47/022; A47B 57/16; A47B 81/00; A47B 96/06; A47B 57/20; A47B 57/54; A47B 63/00; A47B 88/43; A47B 95/008; A47B 97/00; A47B 13/00; A47B 2200/0085; A47B 3/00; A47B 3/08; A47B 3/0815; A47B 35/00; A47B 47/0075; A47B 49/00; A47B 53/02; A47B 55/02; A47B 7/00; A47B 73/002; A47B 81/005; A47B 9/00; A47B 9/06; A47B 96/027; A47B 96/14; A47B 46/00; A47B 57/00;

A47B 57/38; A47B 57/402; A47B 57/406; A47B 57/545; A47B 67/00; A47B 81/02; A47B 95/00; A47B 96/061; A47B 96/067; A47B 96/16; A47J 47/16; A47J 43/18; A47J 37/1204; A47J 47/20; A47J 36/04; A47J 37/0885; A47J 37/1295

See application file for complete search history.

(56) **References Cited**

U.S. PATENT DOCUMENTS

D294,791 S *	3/1988	Loscalzo	D6/323
D390,013 S *	2/1998	Ho	D6/323
D437,208 S *	2/2001	Snell	D8/372
D464,871 S *	10/2002	Kalat	D8/372
D494,048 S *	8/2004	Goodman	D8/372
D559,089 S *	1/2008	Goodman	D8/372
D600,538 S *	9/2009	Thompson	D8/372
D622,133 S	8/2010	Shaha et al.	
D679,578 S *	4/2013	Gilboe	D8/372
D706,614 S	6/2014	Schraufnagel et al.	

(Continued)

Primary Examiner — Khawaja Anwar

(74) *Attorney, Agent, or Firm* — Xiaofang Zhong


(57) **CLAIM**

The ornamental design for a diamond shape hooks, as shown and described.

DESCRIPTION

FIG. 1 is a perspective view of a diamond shape hooks showing my new design;
FIG. 2 is a front elevational view thereof;
FIG. 3 is a back elevational view thereof;
FIG. 4 is a right-side elevational view thereof;
FIG. 5 is a left-side elevational view thereof;
FIG. 6 is a top plan view thereof; and,
FIG. 7 is a bottom plan view thereof.
The broken lines in the drawings depict part of the diamond shape hooks that form no part of the claimed design.

1 Claim, 4 Drawing Sheets



(56)

References Cited

U.S. PATENT DOCUMENTS

D708,049 S	7/2014	Goodman et al.	
D716,134 S	10/2014	Pan et al.	
D751,371 S *	3/2016	Pan	D8/372
D751,372 S *	3/2016	Thompson	D8/372
D756,206 S *	5/2016	Pan	D8/372
D767,379 S *	9/2016	Knight	D8/372
D779,927 S	2/2017	Marshall et al.	
D781,070 S *	3/2017	Peterson	D6/553
D781,670 S *	3/2017	Berger	D7/701
D785,346 S *	5/2017	Boyle	D6/323
D809,371 S	2/2018	Forrest et al.	
D810,549 S	2/2018	Klein et al.	
D829,538 S	10/2018	Kim et al.	
D842,686 S	3/2019	Dittrich et al.	
D850,814 S	6/2019	York et al.	
D860,768 S *	9/2019	Hall	D8/367
D922,092 S *	6/2021	Chiang	D6/571
D954,545 S *	6/2022	Chiang	D8/372

* cited by examiner

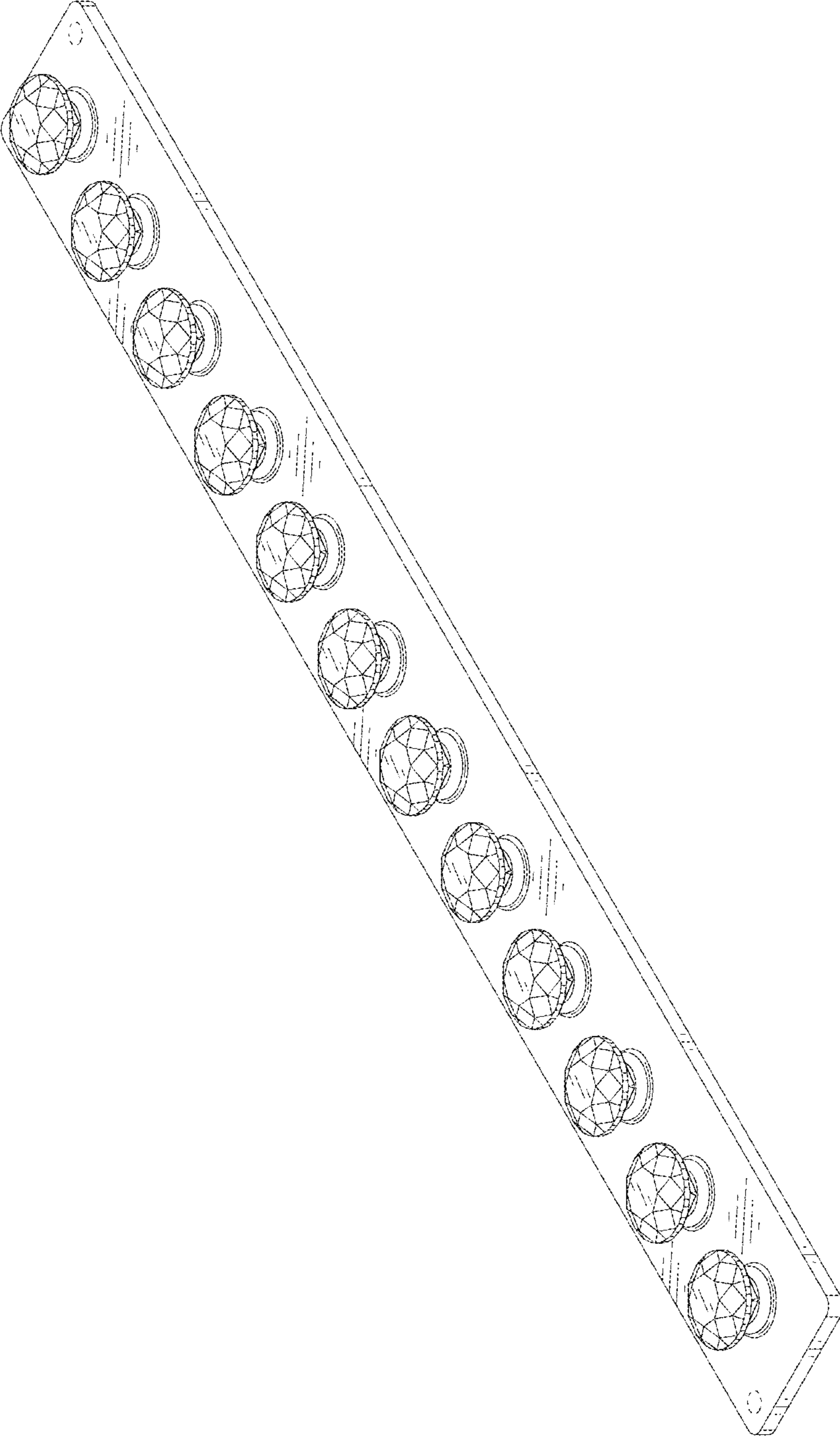


FIG. 1

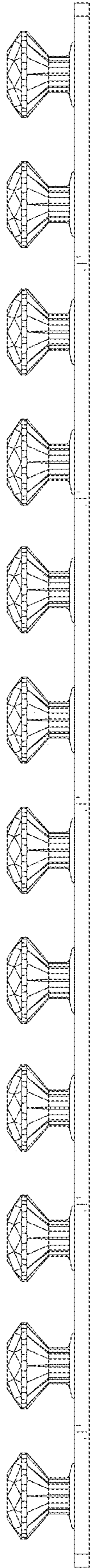


FIG. 2

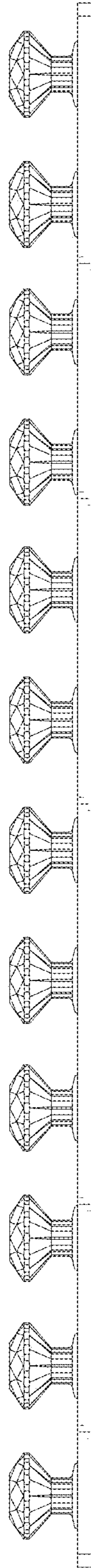


FIG. 3

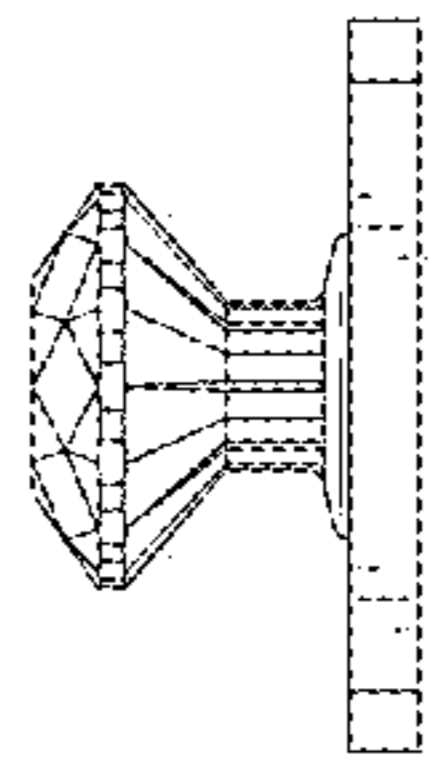


FIG. 4

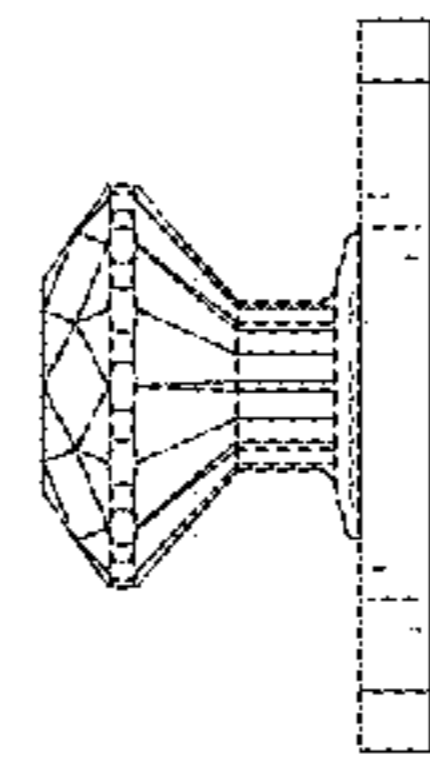


FIG. 5

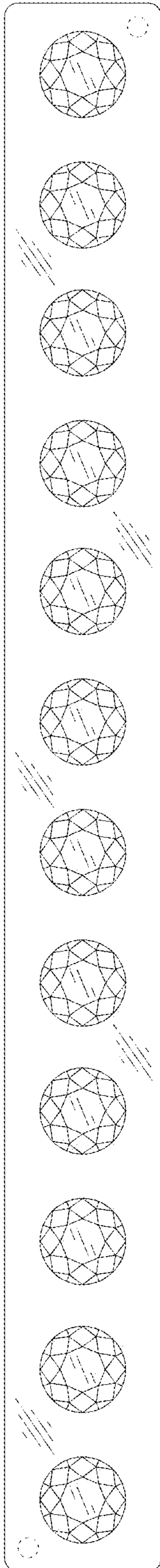


FIG. 6

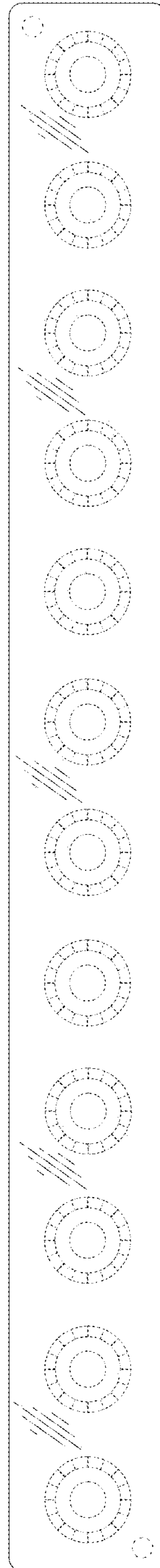


FIG. 7