

US00D977317S

(12) **United States Design Patent** (10) **Patent No.:** **US D977,317 S**  
**Hong** (45) **Date of Patent:** **\*\* Feb. 7, 2023**

(54) **BOTTLE RACK**  
(71) Applicant: **Qiubin Hong**, Guangdong (CN)  
(72) Inventor: **Qiubin Hong**, Guangdong (CN)  
(\*\*) Term: **15 Years**

D739,190 S 9/2015 Kasza et al.  
D821,831 S 7/2018 Kasza  
D878,828 S 3/2020 Kasza  
D891,202 S 7/2020 Kasza  
D908,451 S 1/2021 Cash  
D908,452 S 1/2021 Song

(Continued)

(21) Appl. No.: **29/859,296**  
(22) Filed: **Nov. 9, 2022**  
(51) **LOC (14) Cl.** ..... **06-04**  
(52) **U.S. Cl.**  
USPC ..... **D7/701**; D6/675.1; D15/89  
(58) **Field of Classification Search**  
USPC ..... D6/514, 553, 672, 675, 675.1, 682.4;  
D7/619.1, 701-708; D15/89  
CPC ..... A47B 47/04; A47B 73/00; A47B 73/006;  
A47B 81/007; A47B 87/0207; A47F 7/28;  
A47F 7/283; A47G 23/02; A47G  
23/0241; A47J 47/16; B67D 3/0029;  
F25D 2331/803; F25D 31/007  
See application file for complete search history.

FOREIGN PATENT DOCUMENTS

CN 307139310 \* 3/2022  
WO WO-2008054116 A1 \* 5/2008 ..... F25D 23/02

OTHER PUBLICATIONS

MDesign, "mDesign Plastic Free-Standing Stackable Bottle Storage Rack," Sep. 18, 2022, Amazon.ca, www.amazon.ca/mDesign-Plastic-Free-Standing-Organizer-Countertops/dp/B0BBYDRNF7 (Year: 2022).\*

*Primary Examiner* — Joseph Kukella  
*Assistant Examiner* — Arva P Adams

(57) **CLAIM**

The ornamental design for a bottle rack, as shown and described.

**DESCRIPTION**

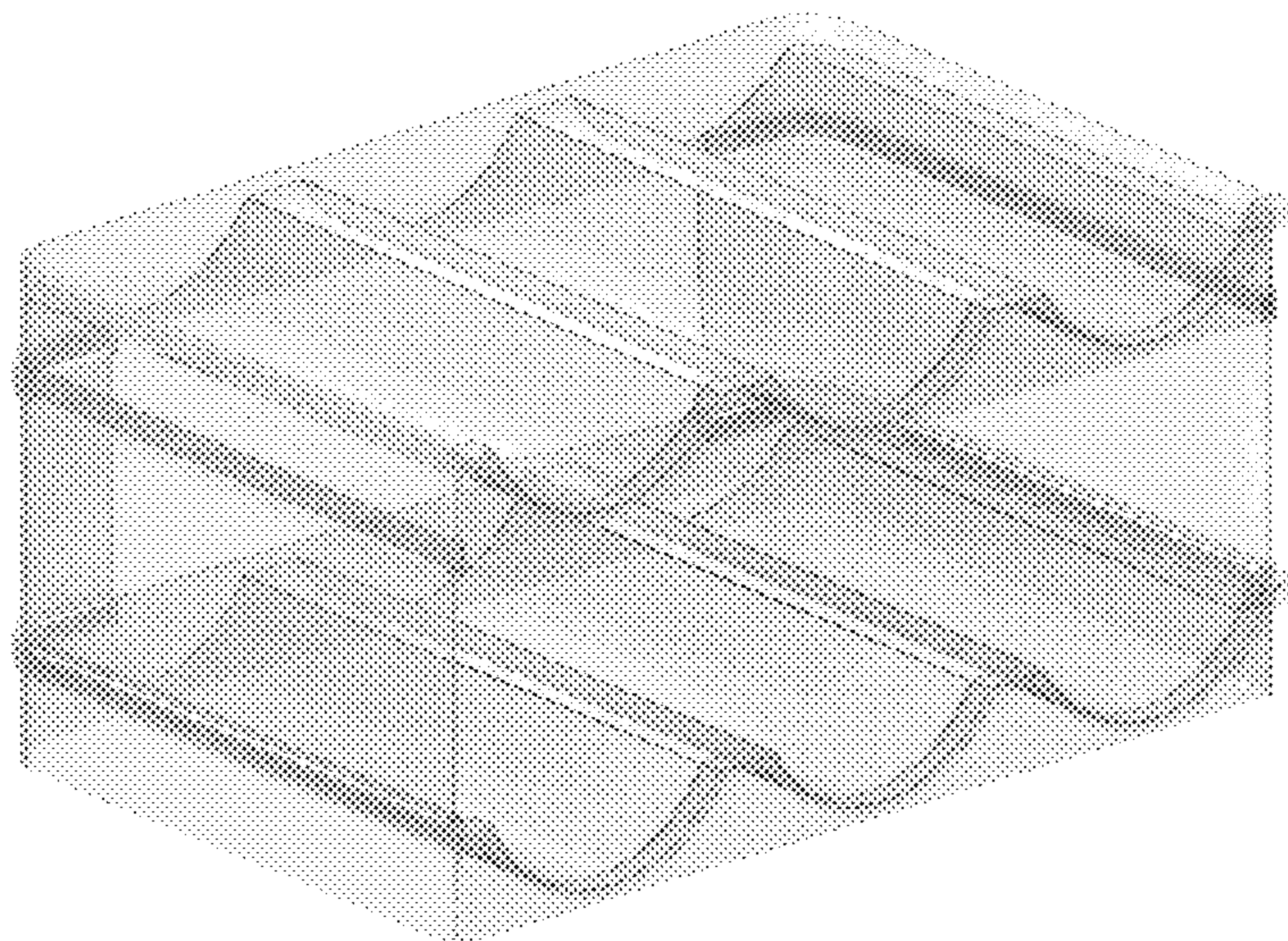
FIG. 1 is a perspective view of a bottle rack showing my new design.  
FIG. 2 is a rear, bottom, and right side perspective view thereof.  
FIG. 3 is a front view thereof.  
FIG. 4 is a rear view thereof.  
FIG. 5 is a left side view thereof.  
FIG. 6 is a right side view thereof.  
FIG. 7 is a top view thereof; and,  
FIG. 8 is a bottom view thereof.  
Any shading and cross-hatching are not features of the design but are utilized to illustrate the surface contours of the bottle rack design in the drawings.

**1 Claim, 8 Drawing Sheets**

(56) **References Cited**

U.S. PATENT DOCUMENTS

D98,417 S \* 2/1936 Daum ..... A47F 7/0071  
D15/89  
D213,380 S \* 2/1969 Huncovsky ..... D6/675.1  
D274,441 S \* 6/1984 Stevenson ..... D21/392  
D421,370 S \* 3/2000 Hints ..... D7/701  
D424,892 S \* 5/2000 Ribet ..... D7/701  
D431,427 S \* 10/2000 Syvuk ..... B65D 25/28  
D7/708  
D446,092 S \* 8/2001 Cautereels ..... A47B 81/007  
D7/701  
6,290,074 B1 \* 9/2001 Syvuk ..... A47F 7/283  
D7/619.1  
D479,786 S \* 9/2003 Matheou ..... D7/701  
6,648,154 B2 \* 11/2003 Awalt ..... A47F 7/0071  
211/85.4  
D665,273 S \* 8/2012 Castelletti ..... D9/758  
D734,109 S 7/2015 Goodman et al.



(56)

**References Cited**

U.S. PATENT DOCUMENTS

D942,229 S \* 2/2022 Kraemer ..... A47F 7/283  
D15/89  
D965,397 S \* 10/2022 Dai ..... D7/701  
D970,315 S \* 11/2022 Kraemer ..... D15/89  
2012/0211452 A1\* 8/2012 Dovell ..... B65D 25/28  
211/74  
2016/0058182 A1\* 3/2016 Langston ..... A47B 81/007  
211/85.18

\* cited by examiner






FIG. 1





FIG. 2




FIG. 3






FIG. 4




FIG. 5




FIG. 6






FIG. 7






FIG. 8