



US00D977316S

(12) **United States Design Patent** (10) **Patent No.:** **US D977,316 S**
Liu (45) **Date of Patent:** **** Feb. 7, 2023**

(54) **KNIFE HANDLE**

(71) Applicant: **Yunxing Liu**, Irvine, CA (US)

(72) Inventor: **Yunxing Liu**, Irvine, CA (US)

(**) Term: **15 Years**

(21) Appl. No.: **29/716,740**

(22) Filed: **Dec. 11, 2019**

(51) **LOC (14) Cl.** **07-03**

(52) **U.S. Cl.**
USPC **D7/664**

(58) **Field of Classification Search**

USPC D7/642, 643, 644, 649, 650–652, 664,
D7/669–671, 673, 693–696, 381, 387,
D7/393, 395, 213; D8/93, 97–100, 107,
D8/300, 321; D22/118; 30/163,
30/142–150, 161, 295, 315, 329,
30/340–348, 353–356

See application file for complete search history.

(56) **References Cited**

U.S. PATENT DOCUMENTS

D280,173 S *	8/1985	Welch	D7/395
D372,635 S *	8/1996	Gebhardt	D7/401.2
D455,937 S *	4/2002	Huebner	D7/649
D462,582 S *	9/2002	Parlowski	D7/649
D473,430 S *	4/2003	Fedor	D7/649
D539,082 S *	3/2007	Molayem	D7/393
D539,616 S *	4/2007	Taylor	D7/649
D770,849 S *	11/2016	de la Coussaye	D7/401.2
D792,154 S *	7/2017	Berger	D7/401.2
D803,621 S *	11/2017	Cosignani	D7/401.2
D807,696 S *	1/2018	Liu	D7/401.2
D881,644 S *	4/2020	Liu	D7/401.2
D890,578 S *	7/2020	Glesser	D7/649

OTHER PUBLICATIONS

“Cangshan United Series” available Feb. 25, 2021, [online], [site visited Feb. 25, 2021]. Retrieved from Internet, URL:https://cangshancutlery.com/en/cangshan-united-series-1026122-swedish-sandvik-14c28n-steel-forged-5-piece-essential-knife-box-set (Year: 2021).*

“Amazon_ Cangshan United Series 1026122” available Jul. 15, 2020, [online], [site visited Feb. 25, 2021]. Retrieved from Internet, URL:https://www.amazon.com/Cangshan-1026122-Swedish-Sandvik-Essential/dp/B08D2DRVFG (Year: 2020).*

“Facebook United Series” available Mar. 5, 2020, [online], [site visited Feb. 25, 2021]. Retrieved from Internet, URL:https://www.facebook.com/CangshanCutlery/photos/a.1083160525077303/2953987627994574/?type=3 (Year: 2020).*

* cited by examiner

Primary Examiner — Katrina N Gonzalez

(57) **CLAIM**

The ornamental design for a knife handle, as shown and described.

DESCRIPTION

FIG. 1 is a front, left side perspective of a knife handle, showing my new design.

FIG. 2 is a left side view thereof, the right side being a mirror image.

FIG. 3 is a top view thereof.

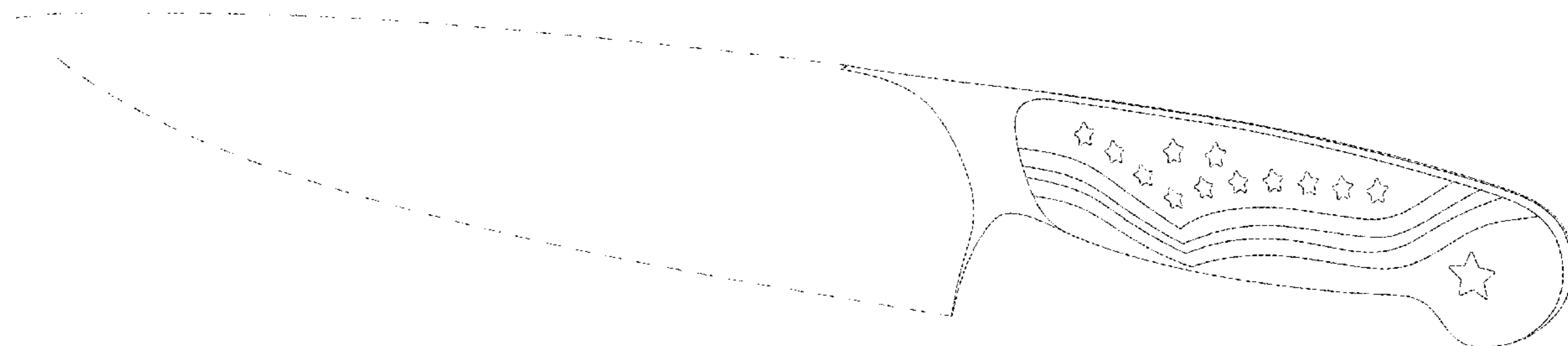
FIG. 4 is a bottom view thereof.

FIG. 5 is a rear view thereof; and,

FIG. 6 is a front view thereof.

The broken lines shown in FIGS. 1 through 6 illustrate enviromental structure that form no part of the claimed design.

1 Claim, 4 Drawing Sheets



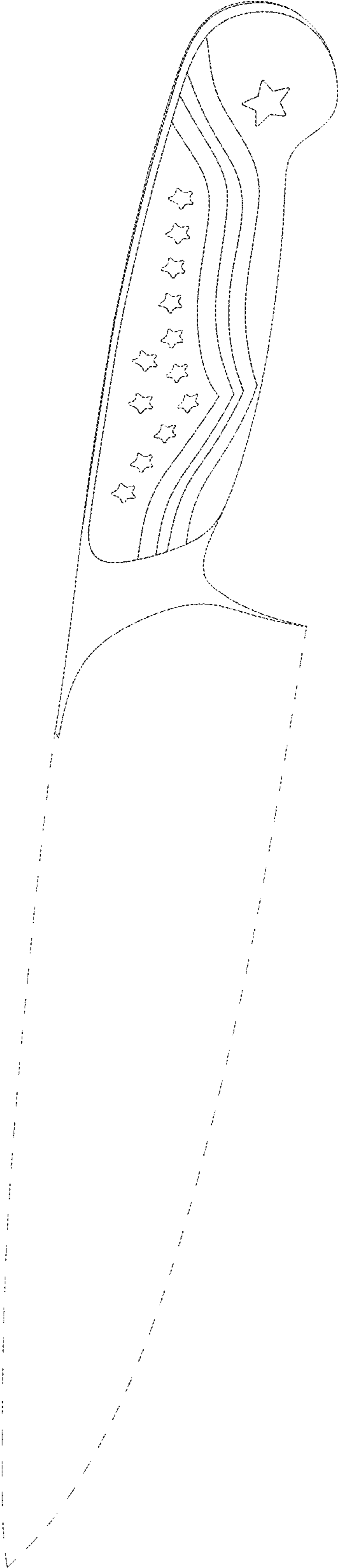


Fig. 1




Fig. 2

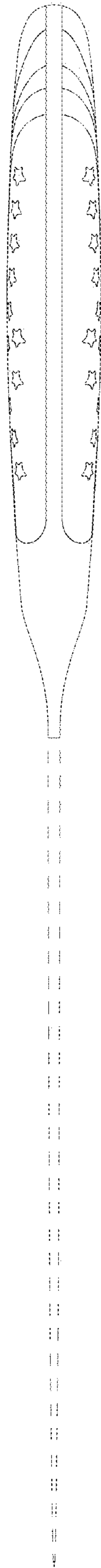


Fig. 3




Fig. 4

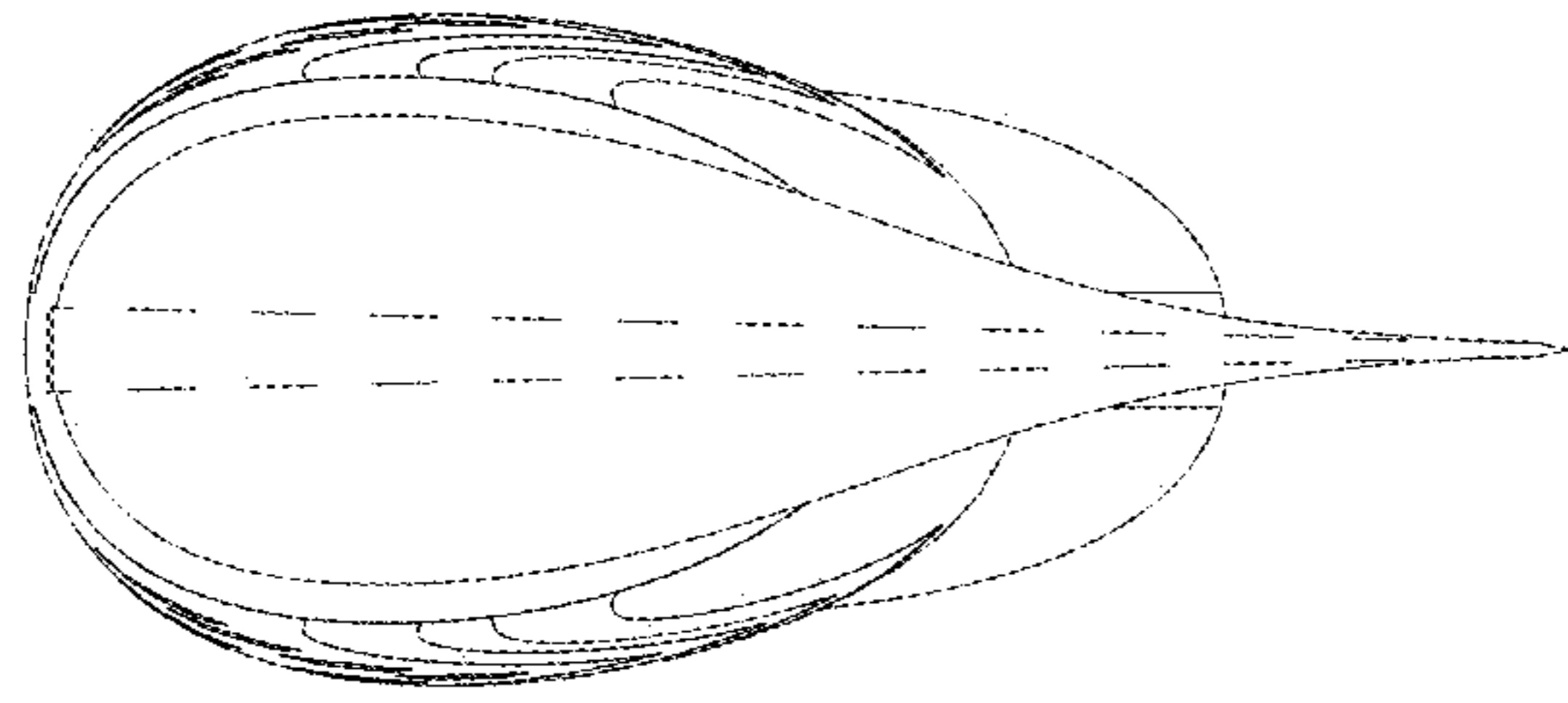


Fig. 6

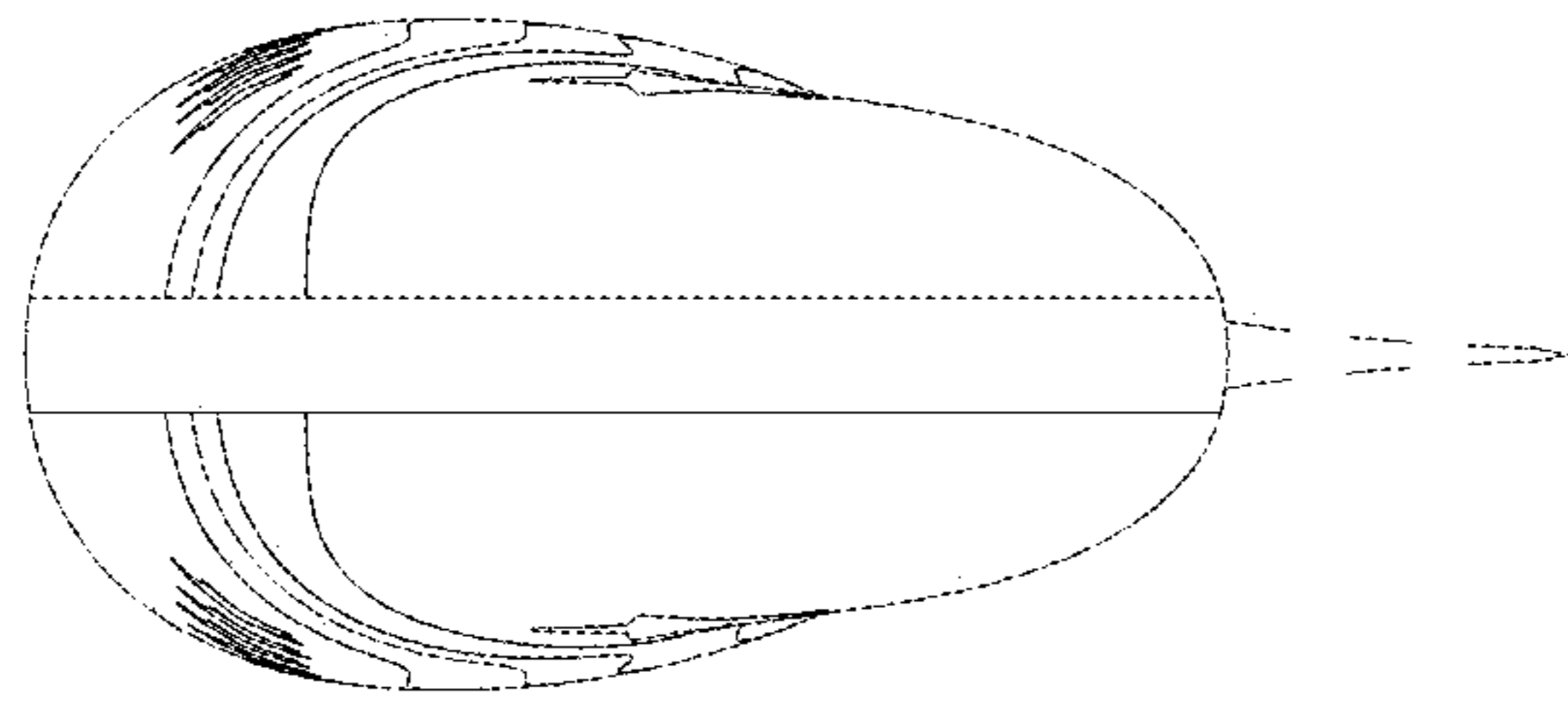


Fig. 5