



US00D977314S

(12) **United States Design Patent**
Greenwood

(10) **Patent No.:** **US D977,314 S**
(45) **Date of Patent:** **** Feb. 7, 2023**

- (54) **DRAWER TRAY**
- (71) Applicant: **YouCopia Products Inc.**, Chicago, IL (US)
- (72) Inventor: **Mark Greenwood**, Arlington Heights, IL (US)
- (73) Assignee: **YouCopia Products, Inc.**, Chicago, IL (US)

D397,274 S *	8/1998	Hise	D7/637
D527,229 S *	8/2006	Joy	D7/637
D562,641 S *	2/2008	Dretzka	D7/637
D711,691 S *	8/2014	Hu	D7/637
D746,643 S *	1/2016	Kraemer	D7/637
D795,655 S *	8/2017	Hsu	D7/637
D830,792 S *	10/2018	Hsu	D7/637
D856,094 S *	8/2019	Joseph	D7/637
D886,543 S *	6/2020	Repko	D7/637
D906,060 S *	12/2020	Stevens	D7/637
2004/0004420 A1 *	1/2004	Pine	A47B 88/994 312/348.3

(**) Term: **15 Years**

* cited by examiner

(21) Appl. No.: **29/727,537**

Primary Examiner — Janice Patyk

(22) Filed: **Mar. 11, 2020**

(74) *Attorney, Agent, or Firm* — Lowe Graham Jones PLLC

(51) **LOC (14) Cl.** **07-07**

(52) **U.S. Cl.**
USPC **D7/641**

(58) **Field of Classification Search**
USPC D3/304, 306–316; D6/566, 567, 573, D6/574; D7/631, 635, 637–641; D19/75, D19/81, 83–86, 90, 92; D9/414, 428, D9/549
CPC A47B 88/00; A47G 21/14; A47G 21/16; A47G 21/184; A47G 23/06; A47G 29/087; A47J 45/02; A47J 47/16; B65D 1/34; B65D 1/36
See application file for complete search history.

(57) **CLAIM**

The ornamental design for a drawer tray, as shown and described.

DESCRIPTION

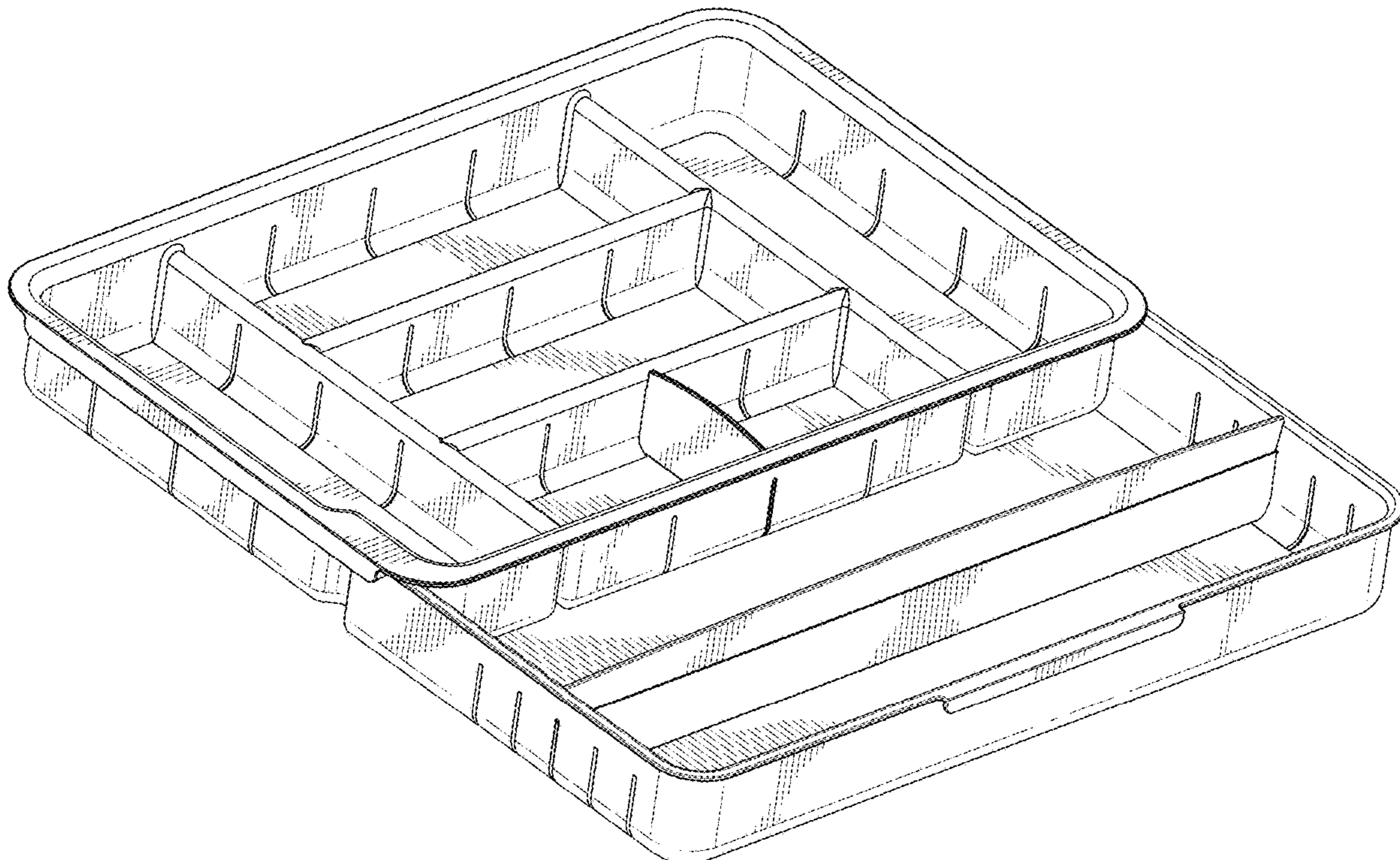
FIG. 1 is a top perspective view of a drawer tray, showing my new design.
FIG. 2 is a front elevational view of the drawer tray.
FIG. 3 is a rear elevational view of the drawer tray.
FIG. 4 is a left side elevational view of the drawer tray.
FIG. 5 is a right side elevational view of the drawer tray.
FIG. 6 is a top plan view of the drawer tray; and,
FIG. 7 is a bottom plan view of the drawer tray.

(56) **References Cited**

U.S. PATENT DOCUMENTS

- D332,553 S * 1/1993 Giugiaro D7/637
- D353,078 S * 12/1994 Davis D7/637

1 Claim, 5 Drawing Sheets



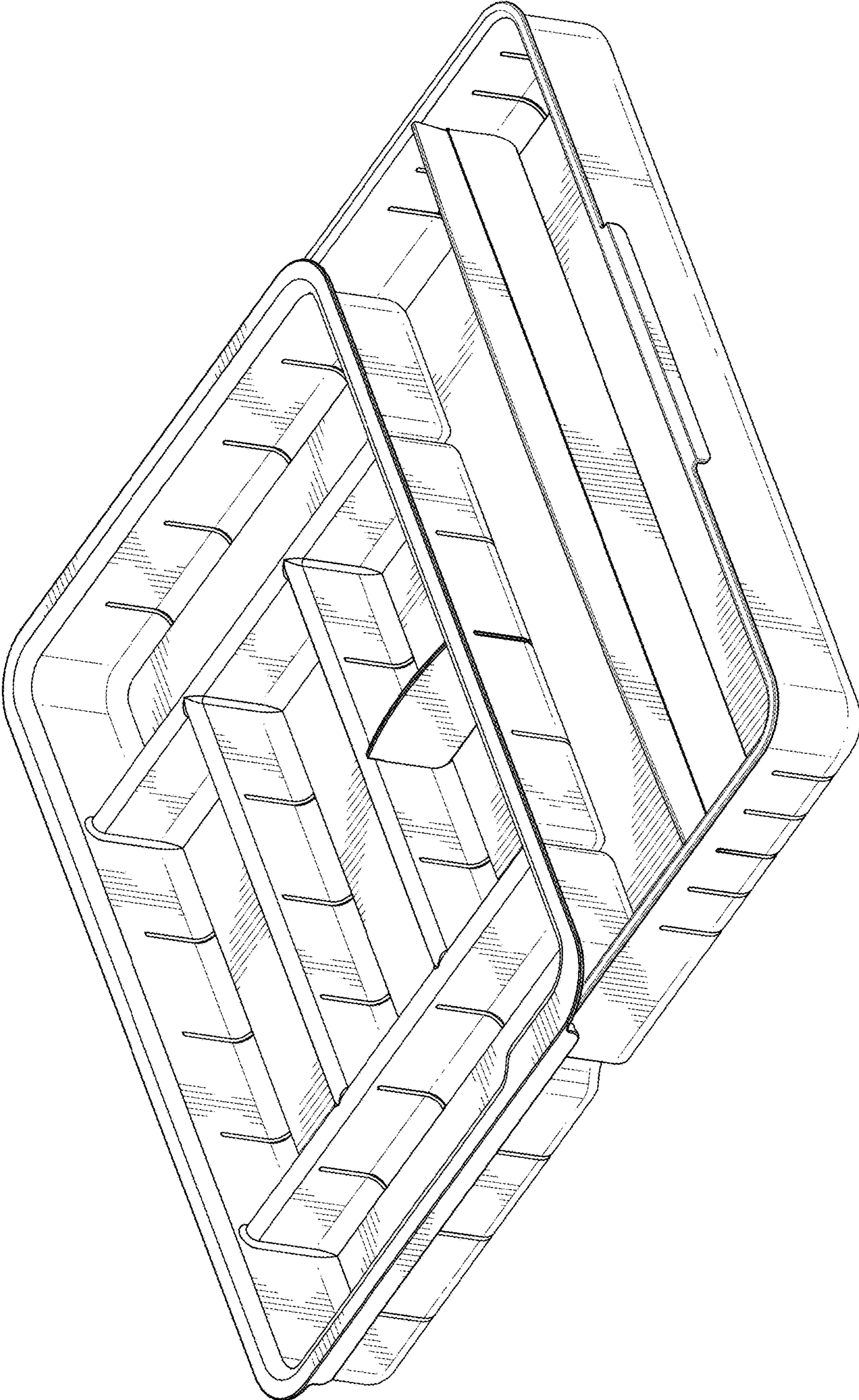


FIG.1

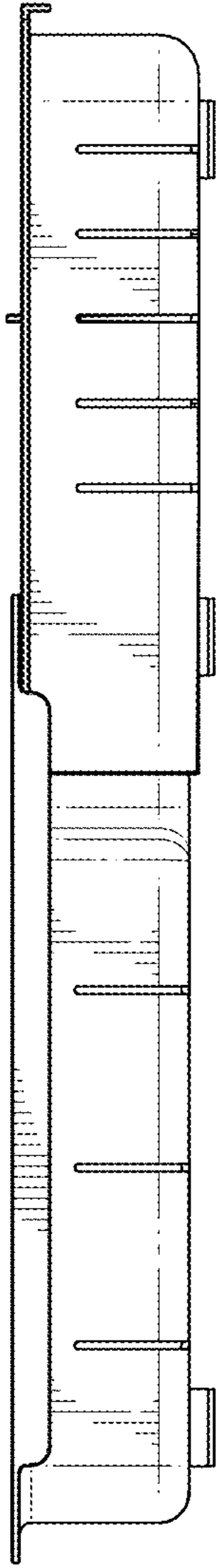


FIG. 2

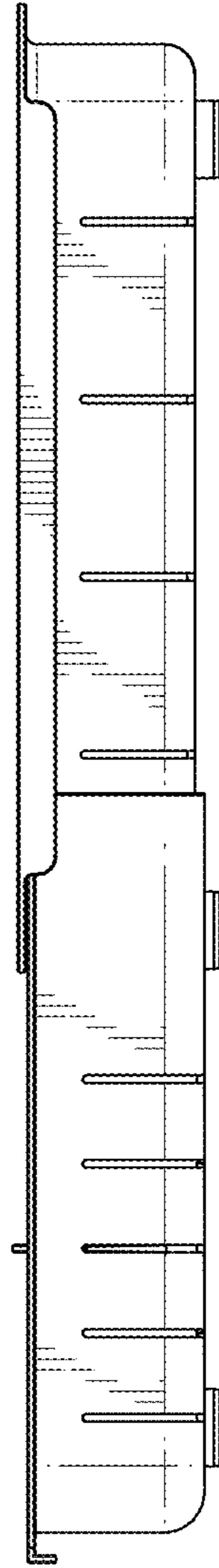


FIG. 3

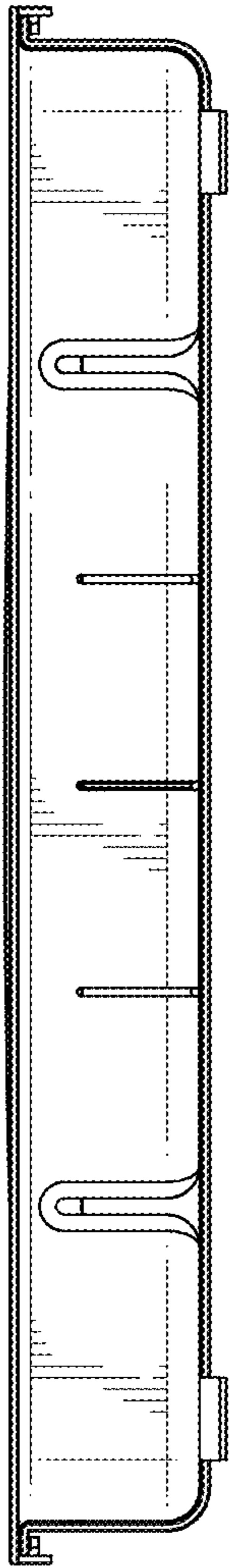


FIG. 4

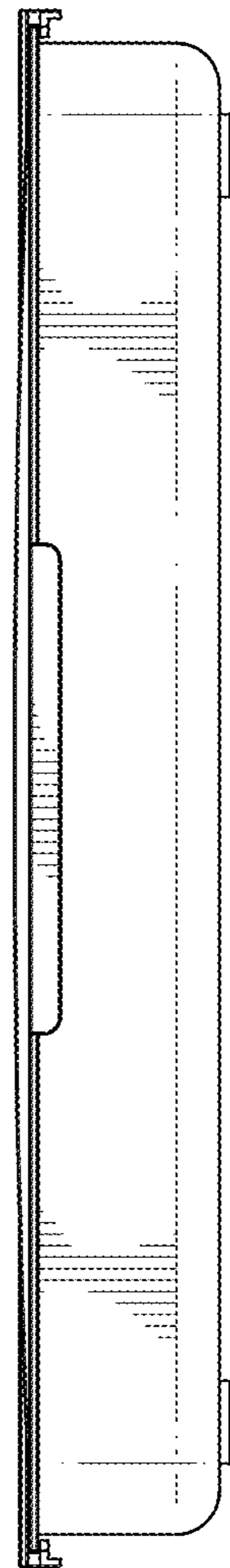


FIG. 5

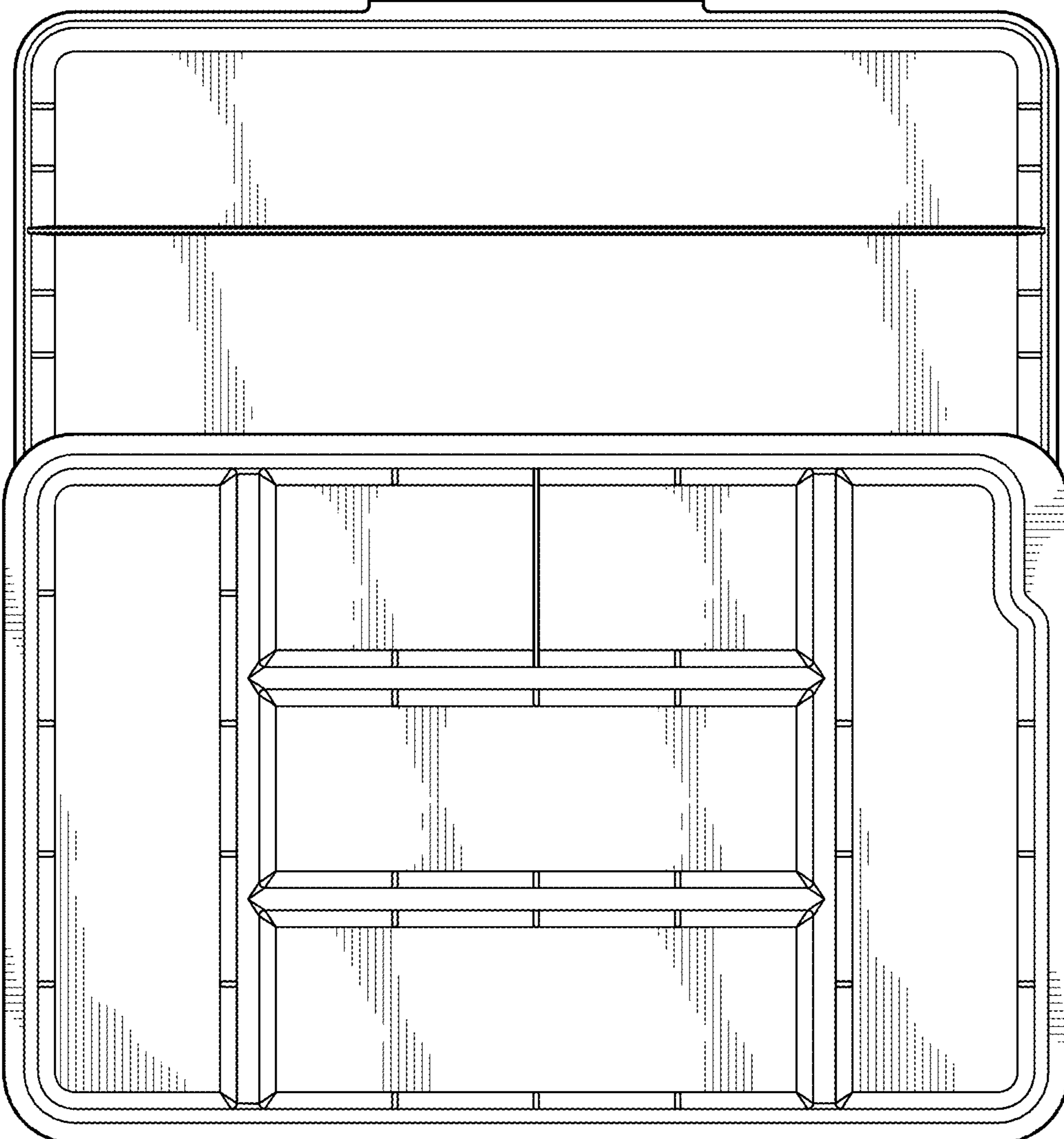


FIG. 6

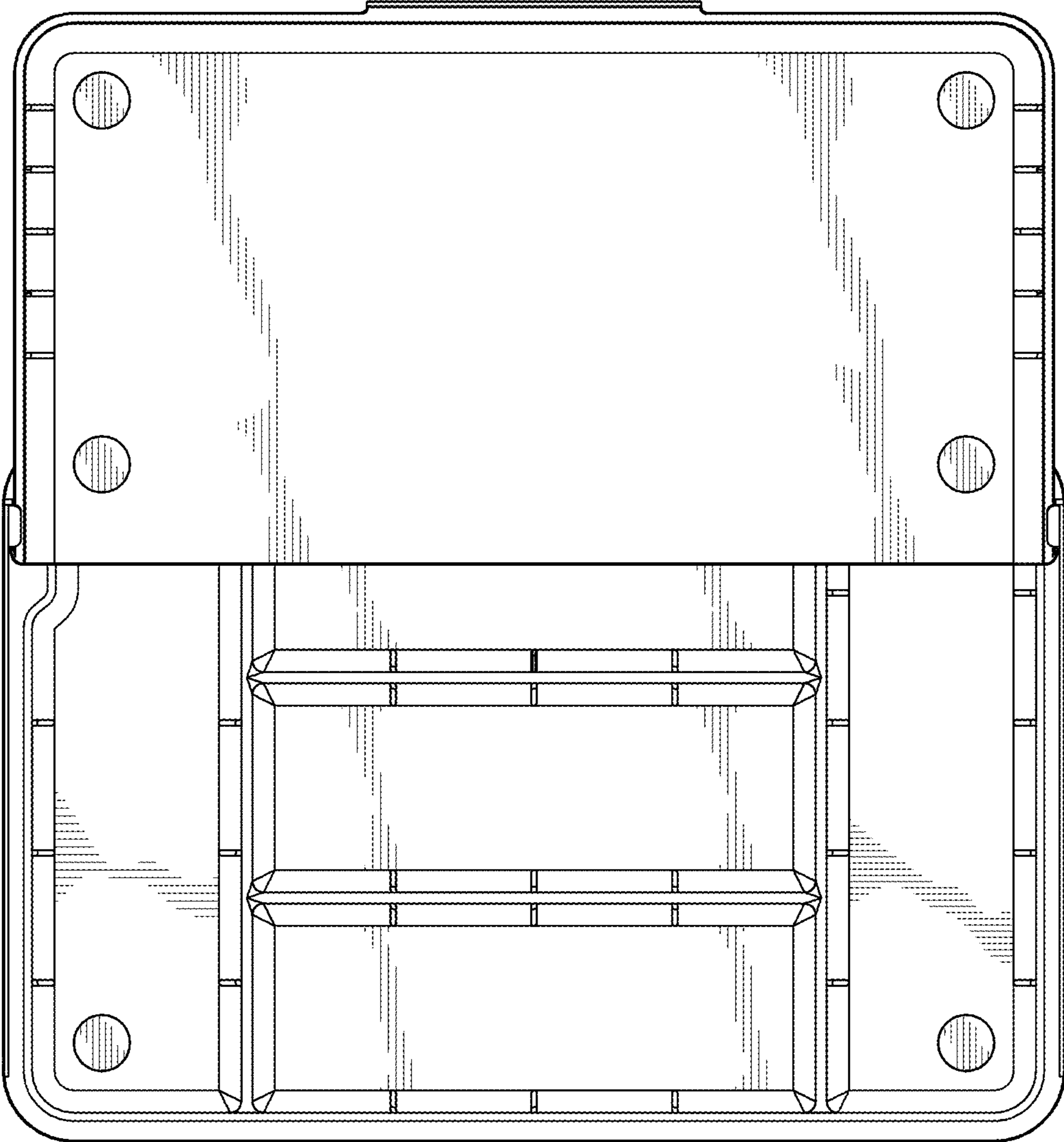


FIG. 7