



US00D977293S

(12) **United States Design Patent** (10) **Patent No.:** **US D977,293 S**
Chong (45) **Date of Patent:** **** *Feb. 7, 2023**

(54) **TOASTER**
(71) Applicant: **CONAIR CORPORATION**, Stamford, CT (US)

6,979,803 B1 12/2005 Webb
D525,474 S 7/2006 Huang
D544,745 S 6/2007 De' Longhi
D577,533 S 9/2008 Robinson
D582,196 S 12/2008 Jerstroem et al.
D598,697 S 8/2009 De Pra'
D615,343 S 5/2010 Bock et al.

(72) Inventor: **Siu Tong Chong**, Tai Po (HK)

(Continued)

(73) Assignee: **Conair LLC**, Stamford, CT (US)

FOREIGN PATENT DOCUMENTS

(*) Notice: This patent is subject to a terminal disclaimer.

CA 179797 11/2018

(**) Term: **15 Years**

OTHER PUBLICATIONS

(21) Appl. No.: **29/769,499**

Breville BTA830XL Die-Cast Smart Toaster. Date First Available on Amazon.com Jan. 10, 2013. <https://www.amazon.com/Breville-BTA830XL-Die-Cast-4-Slice-Toaster/dp/B00AZY3TFE/ref> (Year: 2013).*

(22) Filed: **Feb. 5, 2021**

(51) **LOC (14) Cl.** **07-02**

(52) **U.S. Cl.**
USPC **D7/330**

Primary Examiner — Ricky Pham

(58) **Field of Classification Search**
USPC D7/323, 328-330, 390
CPC ... A21B 2/00; A47J 37/00; A47J 37/06; A47J 37/0611; A47J 37/08; A47J 37/0807; A47J 37/0814; A47J 37/0835; A47J 37/0842; A47J 37/085; A47J 37/0864; A47J 37/0878; A47J 37/0885; A47J 37/0892; F24C 15/10; F24C 15/102
See application file for complete search history.

(74) *Attorney, Agent, or Firm* — Ruggiero McAllister & McMahon LLC

(57) **CLAIM**

The ornamental design for a toaster, as shown and described.

DESCRIPTION

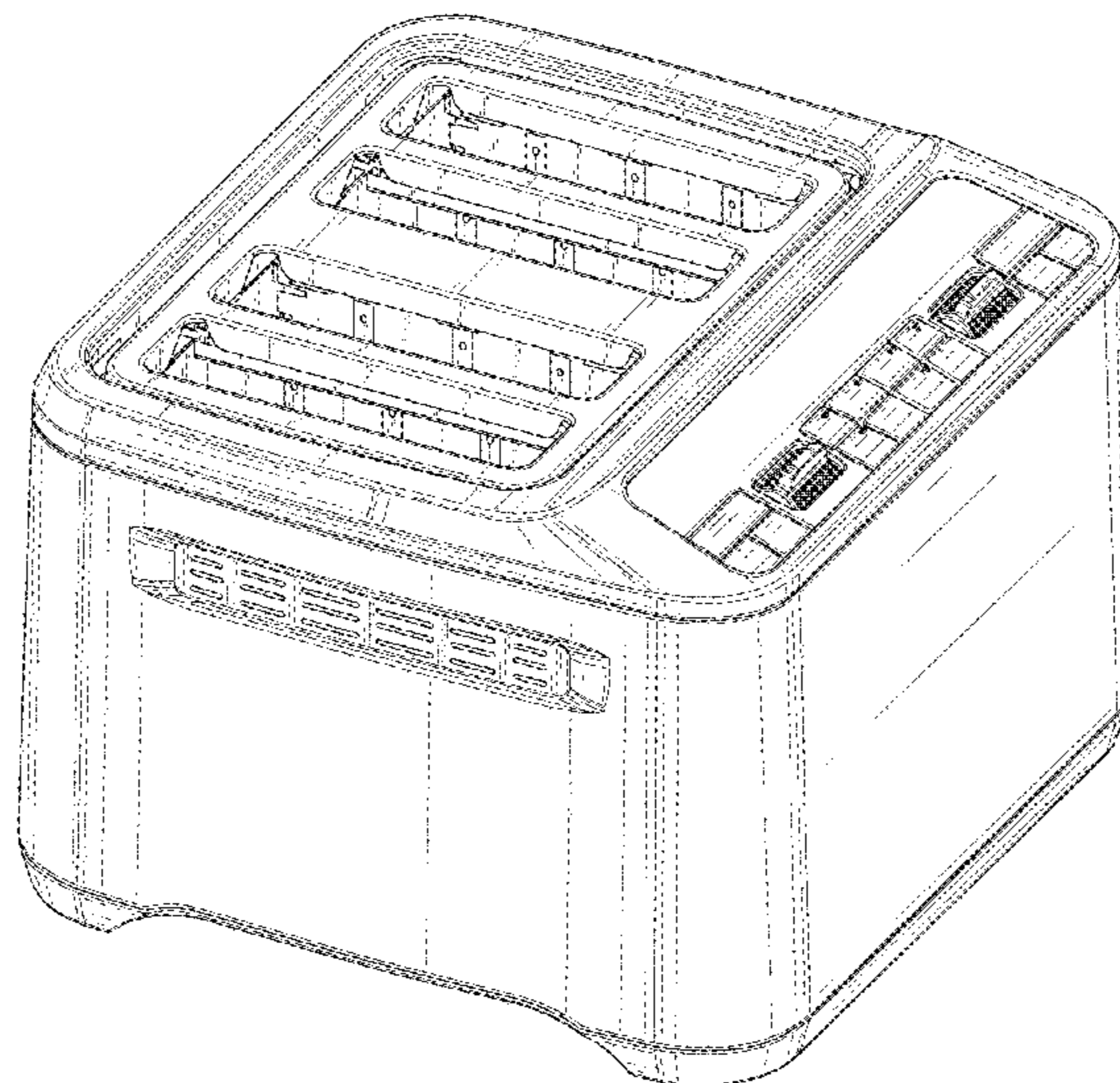
FIG. 1 is a front perspective view of an ornamental design for a toaster according to the present invention; FIG. 2 is a front elevational view of the toaster of FIG. 1; FIG. 3 is a rear elevational view of the toaster of FIG. 1; FIG. 4 is a left side elevational view of the toaster of FIG. 1; FIG. 5 is a right side elevational view of the toaster of FIG. 1; FIG. 6 is a top plan view of the toaster of FIG. 1; and, FIG. 7 is a bottom plan view of the toaster of FIG. 1. The broken lines shown in FIGS. 1-7 are for the purpose of illustrating environmental structure and form no part of the claimed design.

(56) **References Cited**

U.S. PATENT DOCUMENTS

D113,308 S 2/1939 Pavelka, Jr.
D193,599 S 9/1962 De Fano
D345,074 S * 3/1994 Myers D7/328
5,414,243 A 5/1995 Snell et al.
D413,224 S 8/1999 Cruz et al.
D418,003 S 12/1999 Alonge et al.
D422,832 S 4/2000 Gaynor et al.
6,205,910 B1 3/2001 Vaughn
D445,629 S 7/2001 Davis et al.
D503,581 S 4/2005 Wong et al.
D510,676 S * 10/2005 Picozza D7/330

1 Claim, 7 Drawing Sheets



(56)

References Cited

U.S. PATENT DOCUMENTS

D644,473 S *	9/2011	Pantaleo	D7/330
D663,993 S	7/2012	Prevete et al.	
D667,677 S	9/2012	Choi et al.	
D749,348 S	2/2016	Carlson et al.	
D777,501 S *	1/2017	Lee	D7/330
D792,147 S *	7/2017	Averty	D7/330
D798,098 S	9/2017	Bournay, Jr. et al.	
D859,856 S	9/2019	Josancy	
D886,506 S *	6/2020	Thun	D7/330
2016/0166110 A1	6/2016	Barnes et al.	

* cited by examiner

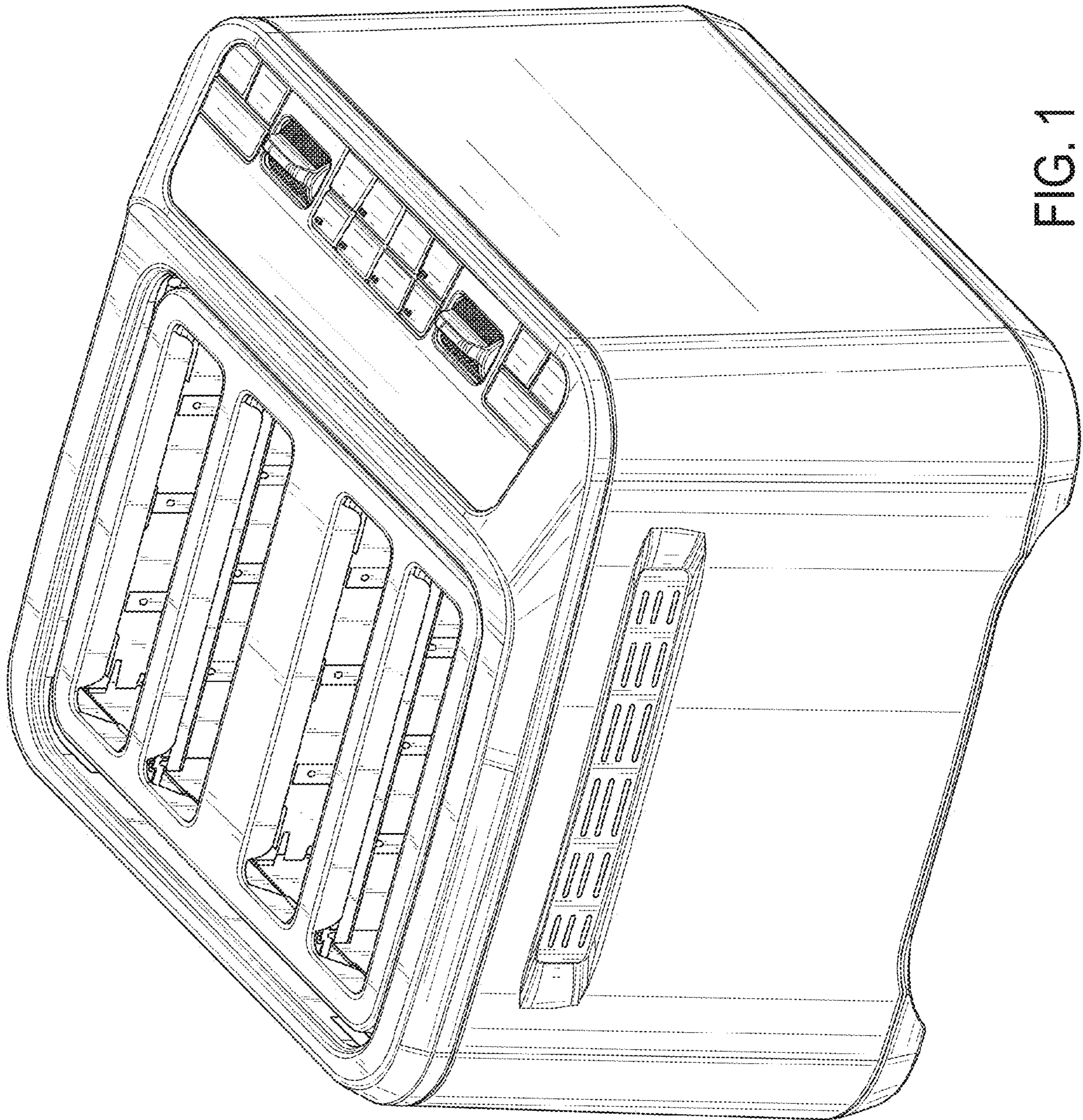


FIG. 1




FIG. 2

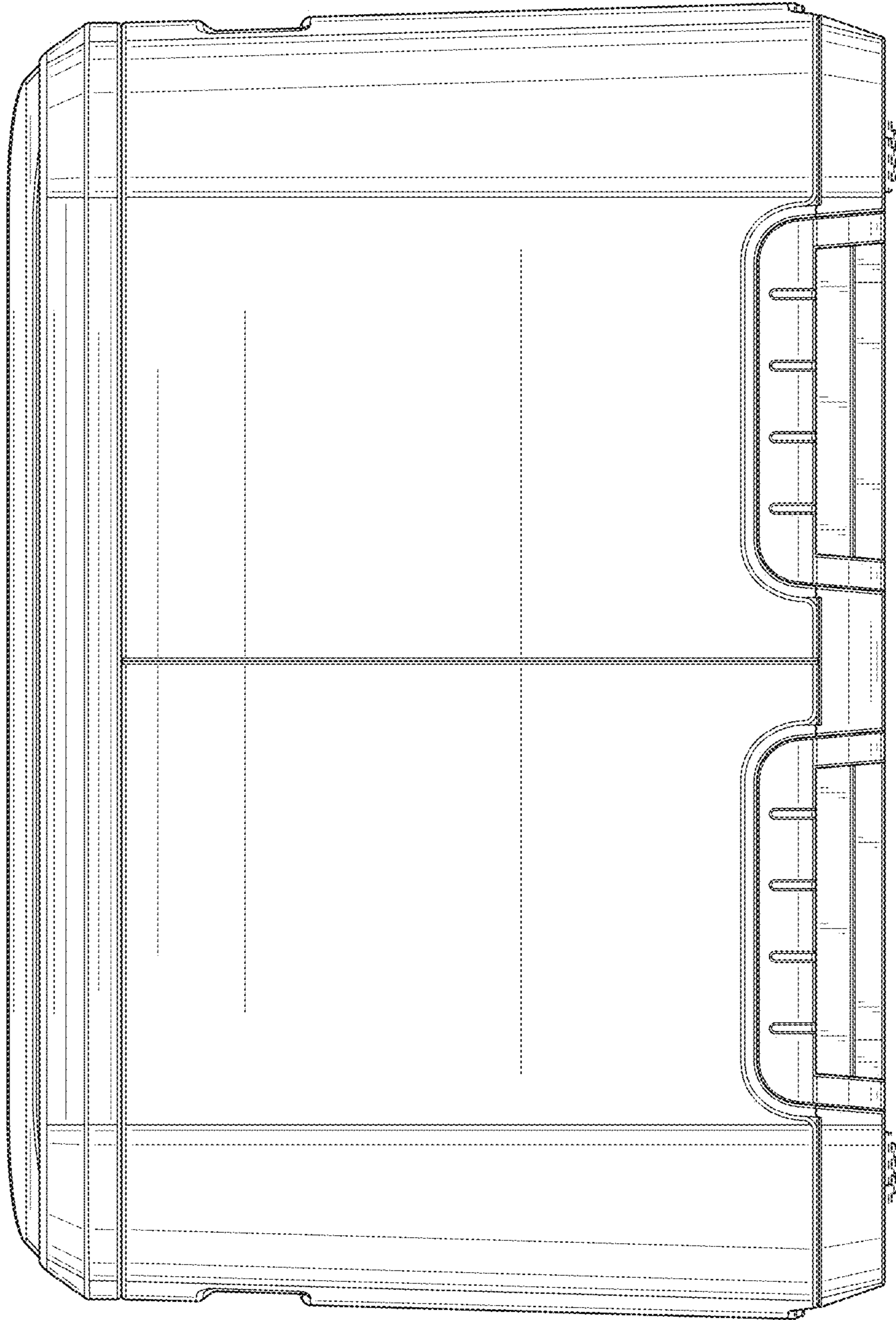


FIG. 3

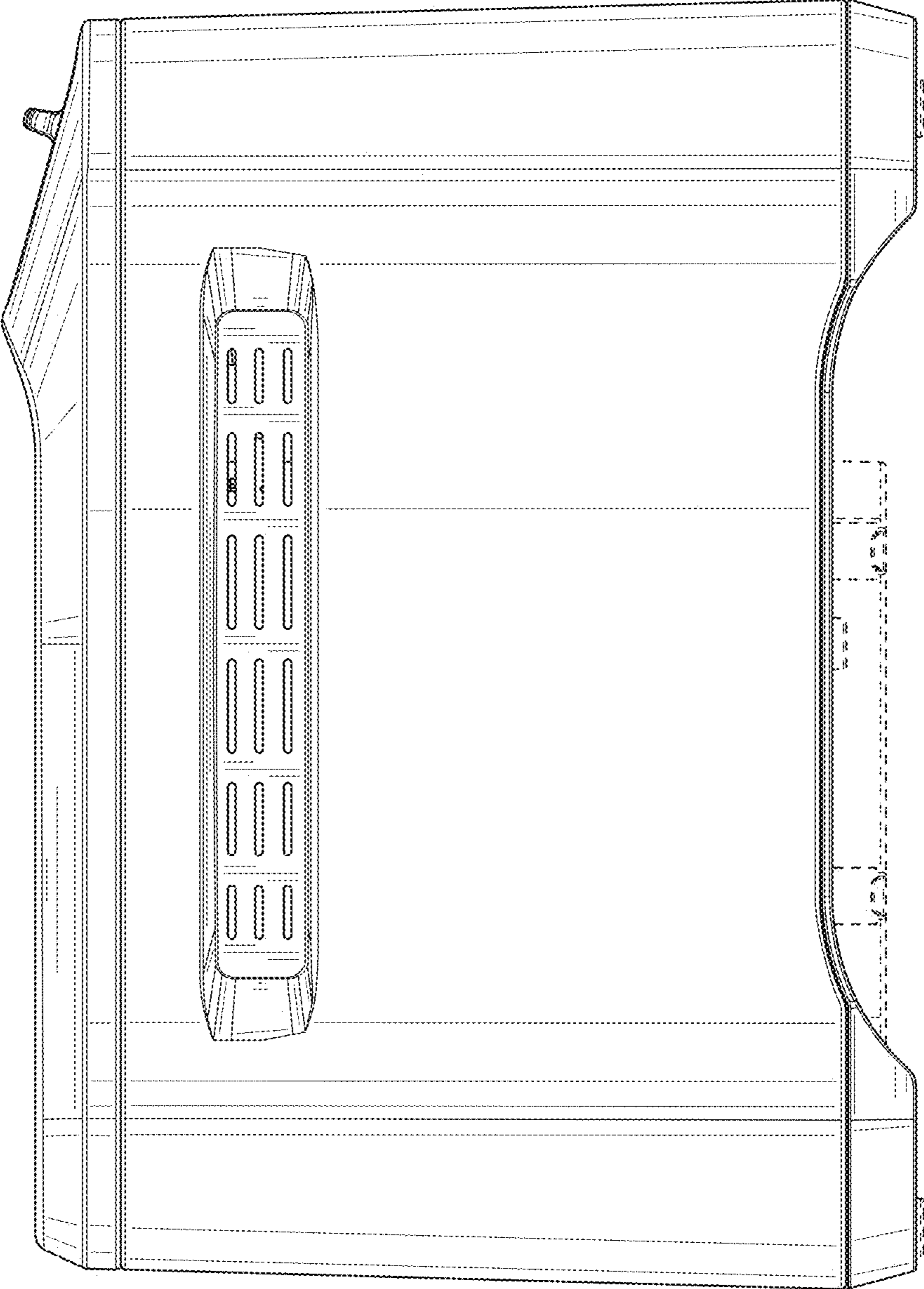


FIG. 4

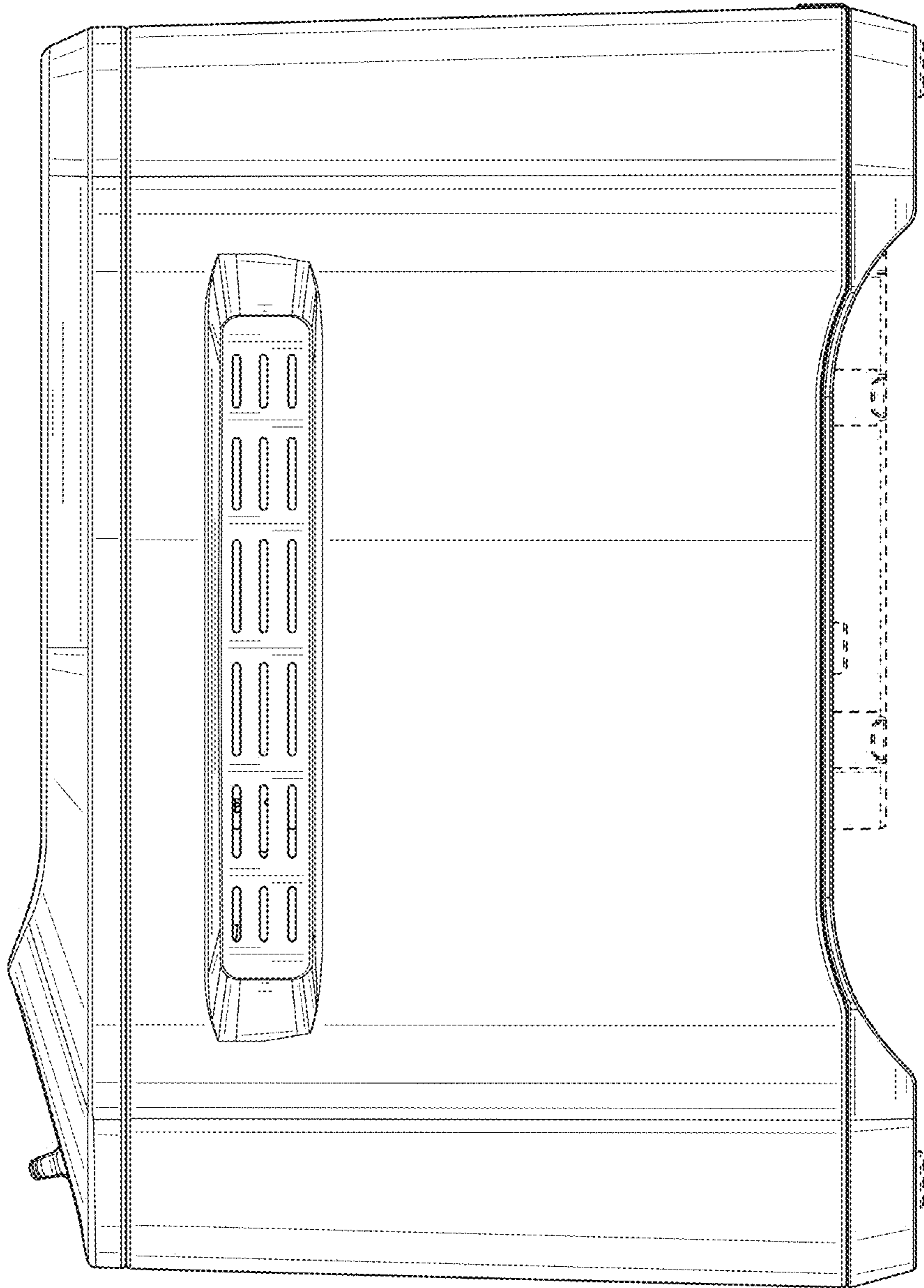


FIG. 5

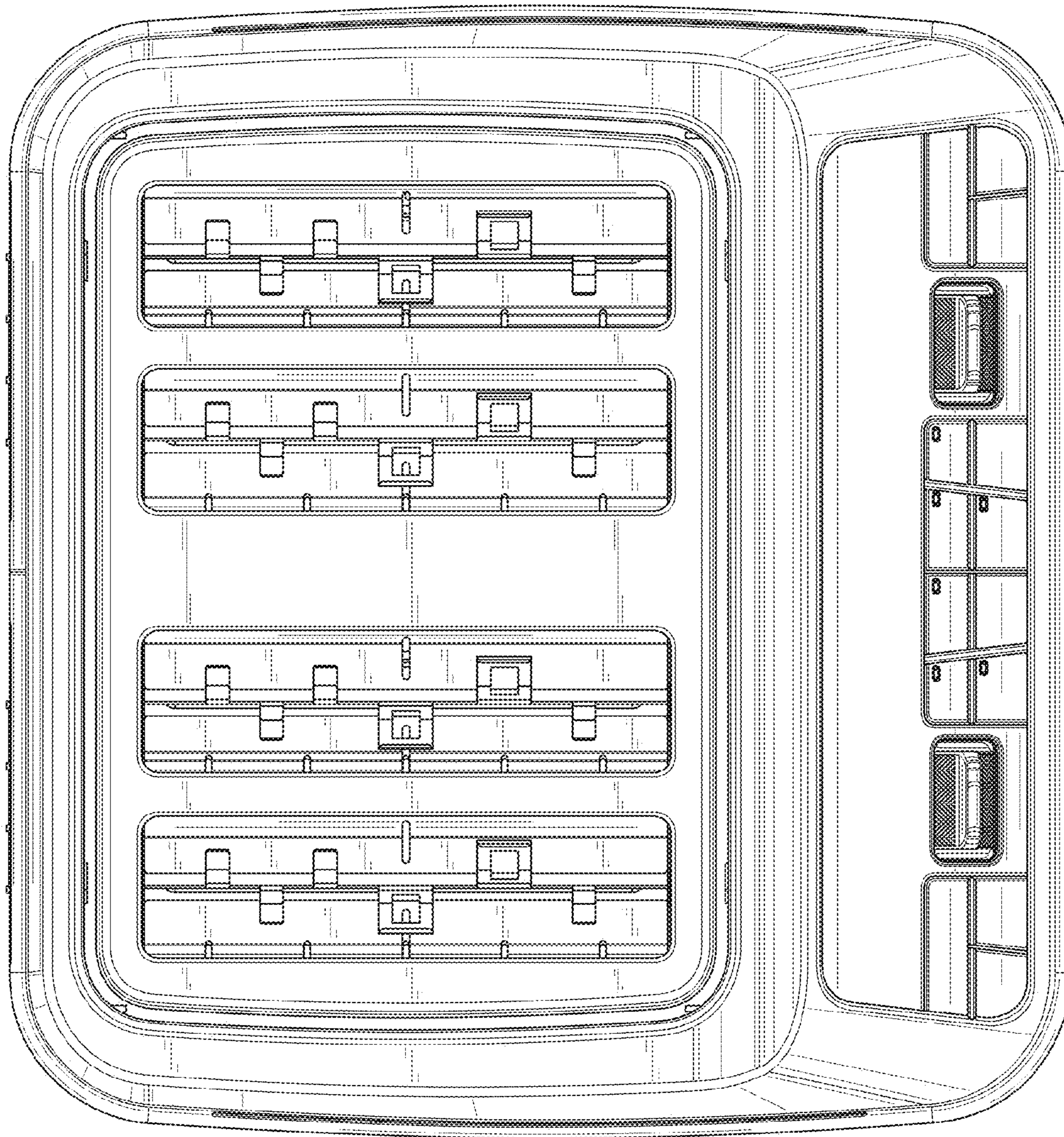


FIG. 6

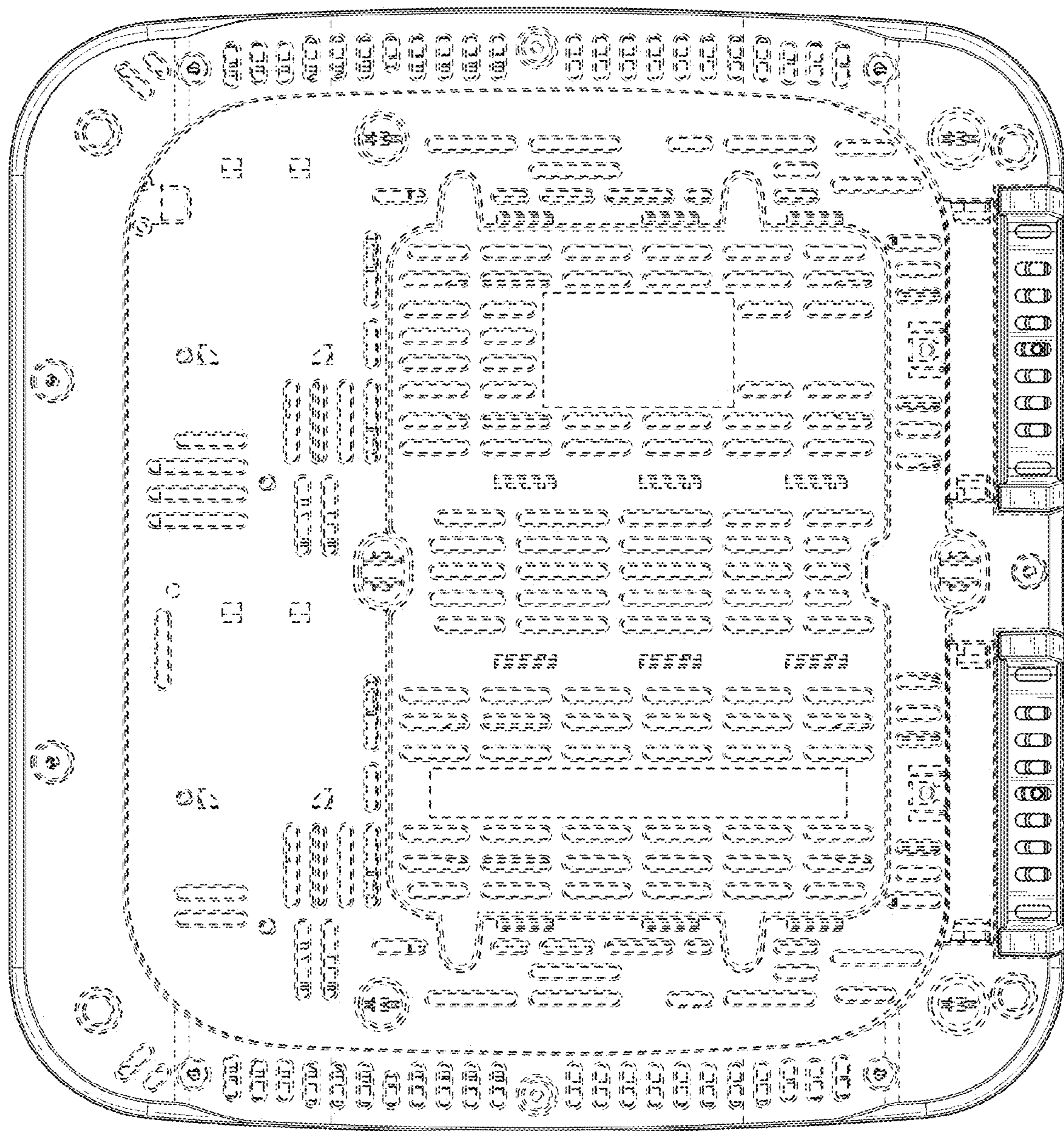


FIG. 7