



US00D977242S

(12) **United States Design Patent**  
**Fan**

(10) **Patent No.:** **US D977,242 S**

(45) **Date of Patent:** **\*\* Feb. 7, 2023**

(54) **UMBRELLA STAND**

(71) Applicant: **Xi'an Future Domain Trading Co., Ltd.**, Xi'an (CN)

(72) Inventor: **Zhenrong Fan**, Xiamen (CN)

(\*\*) Term: **15 Years**

(21) Appl. No.: **29/854,704**

(22) Filed: **Sep. 27, 2022**

(51) **LOC (14) Cl.** ..... **03-03**

(52) **U.S. Cl.**  
USPC ..... **D3/10**

(58) **Field of Classification Search**  
USPC ..... D3/10; D6/672, 677, 677.1, 682, 682.1, D6/683  
CPC ..... A47G 25/00; A47G 47/12; B65F 1/141; B65F 1/1415

See application file for complete search history.

(56) **References Cited**

**U.S. PATENT DOCUMENTS**

D260,475 S *	9/1981	Hall	.....	D34/6
D330,630 S *	11/1992	Loden	.....	D3/10
D332,710 S *	1/1993	Magnusson	.....	D6/680.2
D361,449 S *	8/1995	Rittenberg	.....	D6/677.5
D390,379 S *	2/1998	Vairo	.....	D6/681.3
D422,390 S *	4/2000	Chipman	.....	D34/6
D431,735 S *	10/2000	Sullivan	.....	D6/677
D447,885 S *	9/2001	Dowding	.....	D6/677.5
D613,961 S *	4/2010	Lin	.....	D6/682.1
D802,910 S *	11/2017	Chau	.....	D3/10
D813,581 S *	3/2018	Denby	.....	D6/683
D834,806 S	12/2018	Spafford		

D912,389 S *	3/2021	Park	.....	D3/10
D939,258 S *	12/2021	Song	.....	D3/10
D942,139 S *	2/2022	Song	.....	D3/10
D969,476 S *	11/2022	Nguyen	.....	D3/10

**OTHER PUBLICATIONS**

Vine Umbrella Holder, ballarddesigns.com, <https://www.ballarddesigns.com/vine-umbrella-holder/335685> (Year: 2014).\*

11 Stylish Umbrella Holders To Adorn Your Entryway, decor, bestproducts.com, By Melanie Yates Jan. 23, 2017, <https://www.bestproducts.com/home/decor/g525/umbrella-holders-and-stands/> (Year: 2017).\*

\* cited by examiner

*Primary Examiner* — Steven J Czyz

(57) **CLAIM**

The ornamental design for an umbrella stand, as shown and described.

**DESCRIPTION**

FIG. 1 is a front and top perspective view of an umbrella stand, showing my new design;

FIG. 2 is a rear and bottom perspective view thereof;

FIG. 3 is a front elevation view thereof;

FIG. 4 is a rear elevation view thereof;

FIG. 5 is a left side elevation view thereof;


FIG. 6 is a right side elevation view thereof;

FIG. 7 is a top plan view thereof; and,

FIG. 8 is a bottom plan view thereof.

The broken lines in the figures illustrate portions of the umbrella stand that form no part of the claimed design.

**1 Claim, 8 Drawing Sheets**






FIG. 1






FIG.2




FIG. 3






FIG.4




FIG. 5






FIG. 6

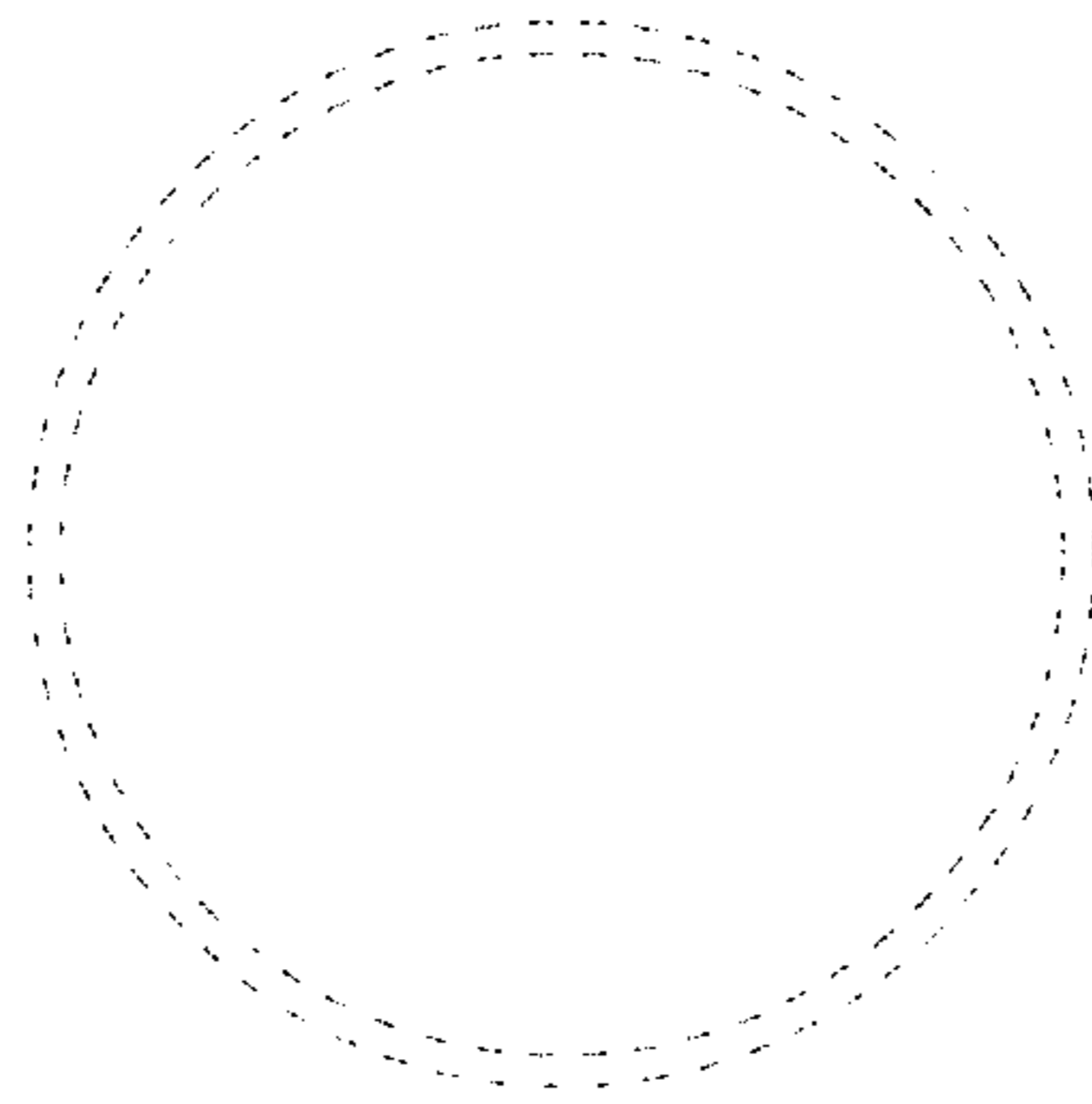
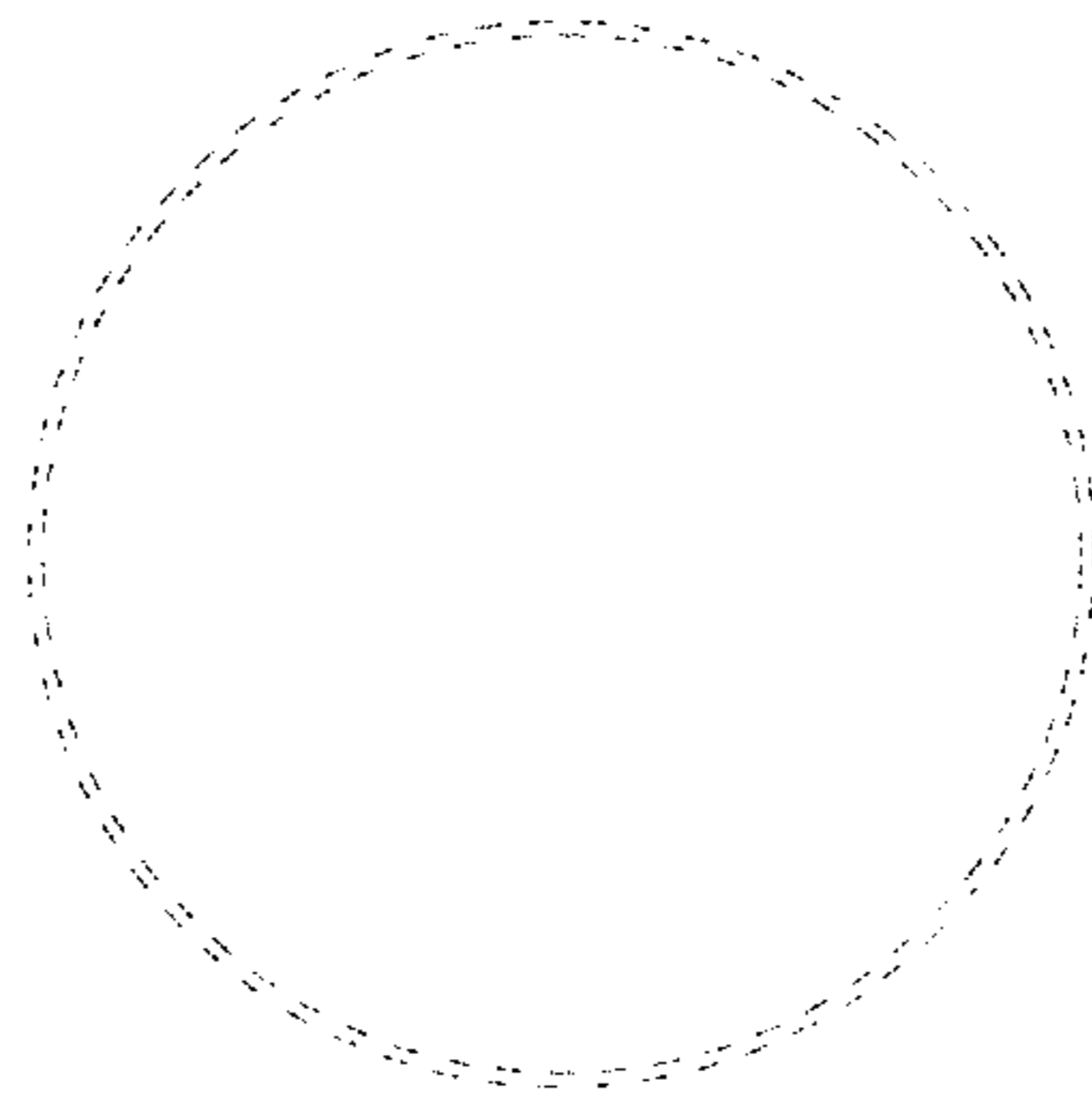


FIG.7





**FIG. 8**