



US00D977240S

(12) **United States Design Patent**
Lan

(10) **Patent No.:** **US D977,240 S**

(45) **Date of Patent:** **** Feb. 7, 2023**

(54) **COMPRESSION SOCK**

(71) Applicant: **Shenzhen Haofan Network Technology Co., Ltd.**, Shenzhen (CN)

(72) Inventor: **Jingrong Lan**, Shenzhen (CN)

(**) Term: **15 Years**

(21) Appl. No.: **29/831,442**

(22) Filed: **Mar. 21, 2022**

(51) **LOC (14) Cl.** **02-04**

(52) **U.S. Cl.**
USPC **D2/980**; D24/192

(58) **Field of Classification Search**
USPC D2/980, 983, 986, 994; D24/192
CPC D04B 1/265; A61F 13/08
See application file for complete search history.

(56) **References Cited**

U.S. PATENT DOCUMENTS

- 6,286,151 B1 * 9/2001 Lambertz A41D 31/14
2/239
- 6,805,681 B2 * 10/2004 Yokoyama A41B 11/003
602/65

- D590,590 S * 4/2009 Bonzagni D2/980
- D627,147 S * 11/2010 Lambertz D2/994
- D647,294 S 10/2011 Thelin
- D726,404 S * 4/2015 Hoane D2/994
- D872,455 S * 1/2020 Durisch D24/192
- D872,456 S * 1/2020 Durisch D24/192
- 2011/0314591 A1 * 12/2011 Mitsuno D04B 1/265
2/239
- 2014/0331387 A1 * 11/2014 Hennings A41B 11/003
2/239

* cited by examiner

Primary Examiner — Jennifer L Watkins

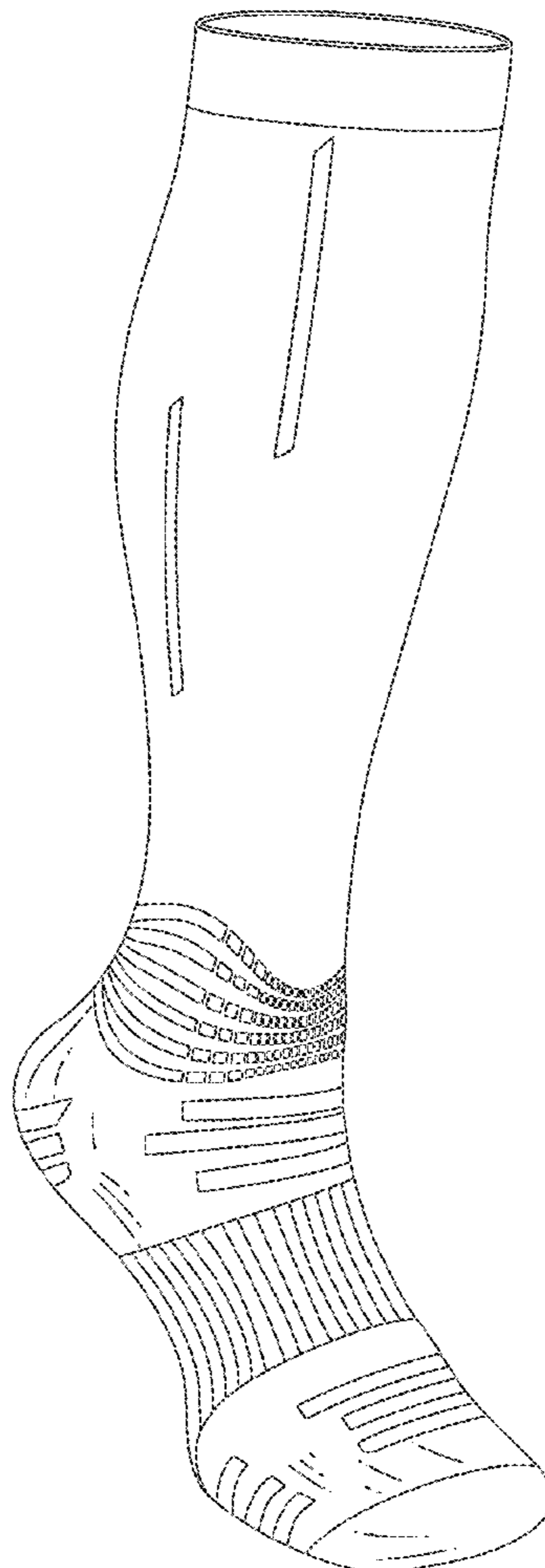
(57) **CLAIM**

The ornamental design for a compression sock, substantially as shown and described.

DESCRIPTION

FIG. 1 is a front perspective view of a compression sock, showing my new design;
FIG. 2 is a front view thereof;
FIG. 3 is a rear view thereof;
FIG. 4 is a right side view thereof; and,
FIG. 5 is a left side view thereof.

1 Claim, 5 Drawing Sheets



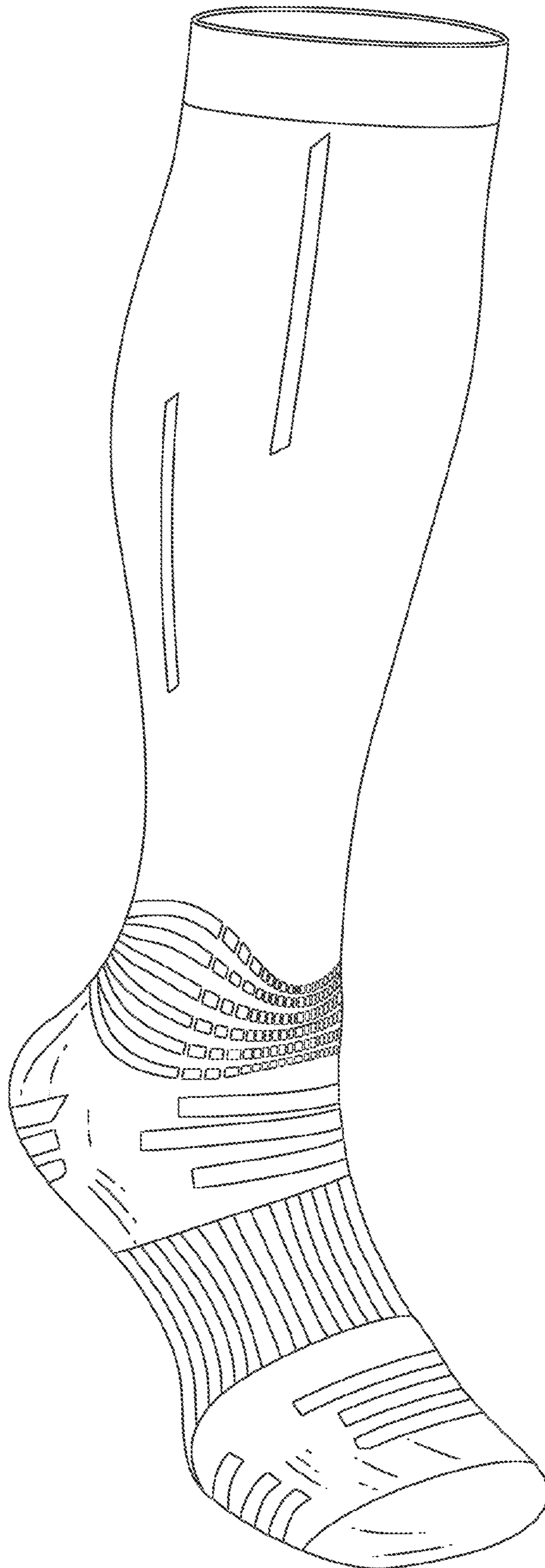


FIG. 1

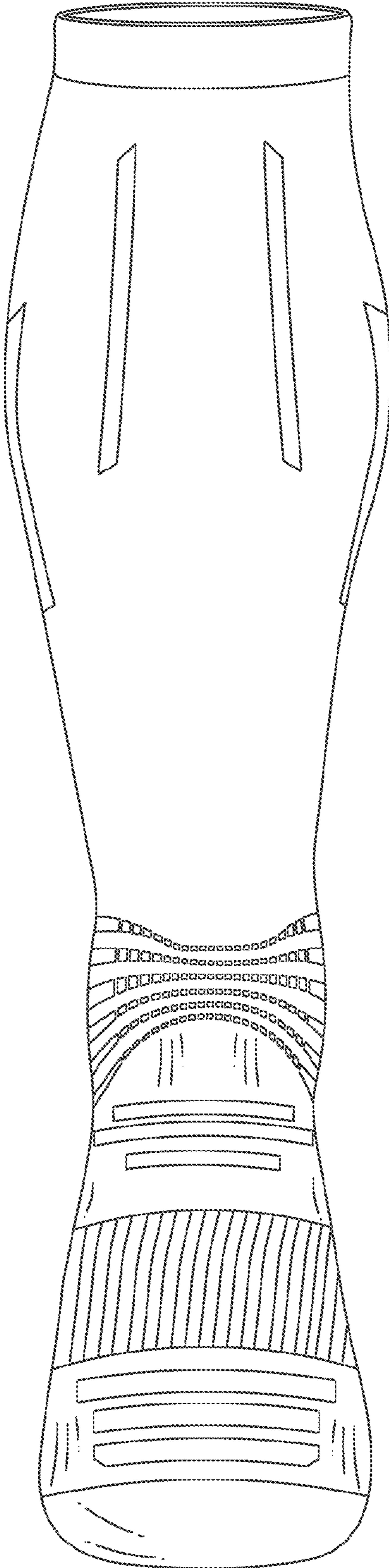


FIG. 2

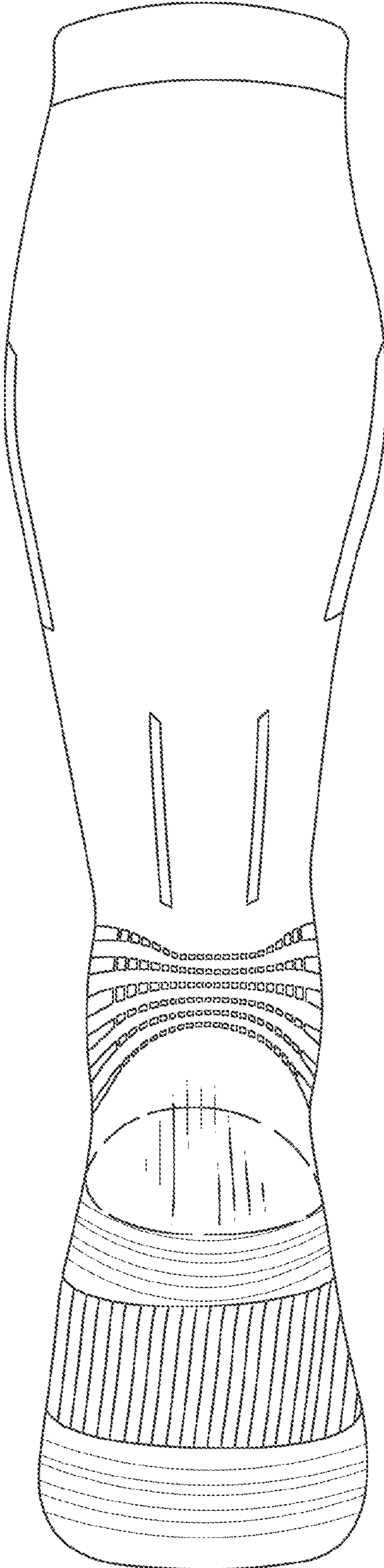


FIG. 3

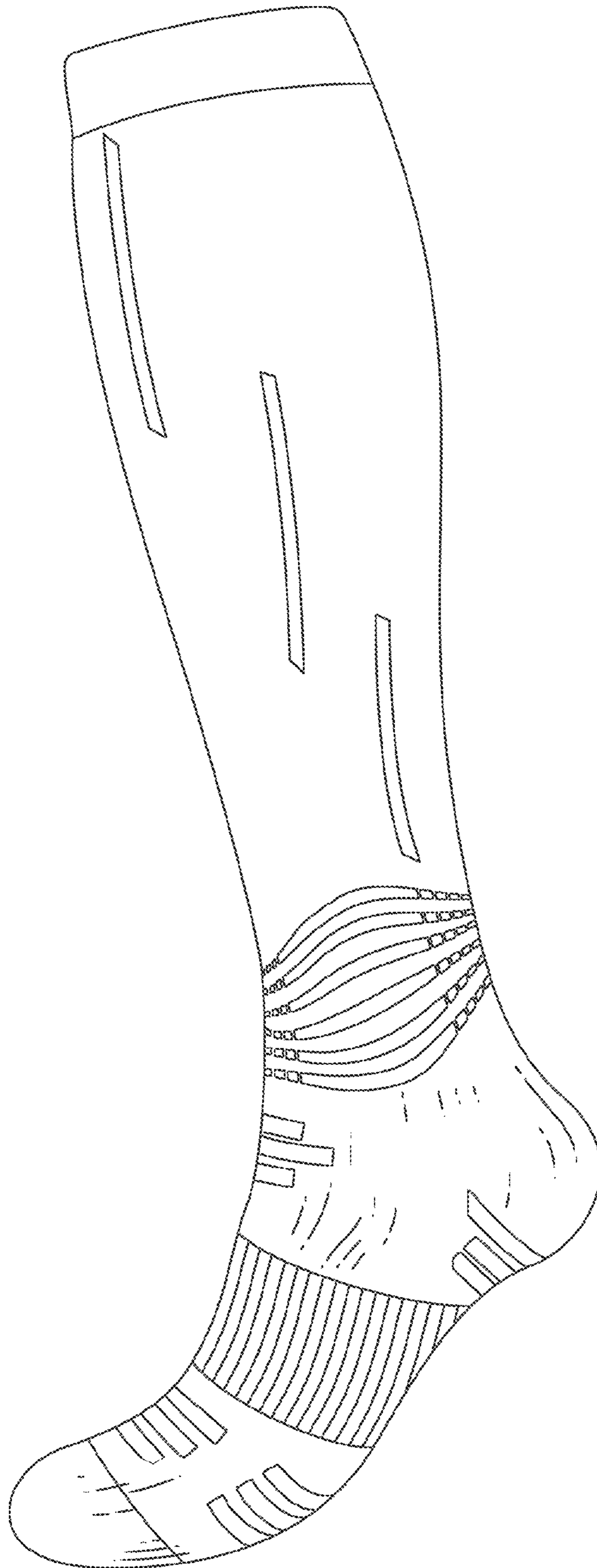


FIG. 4

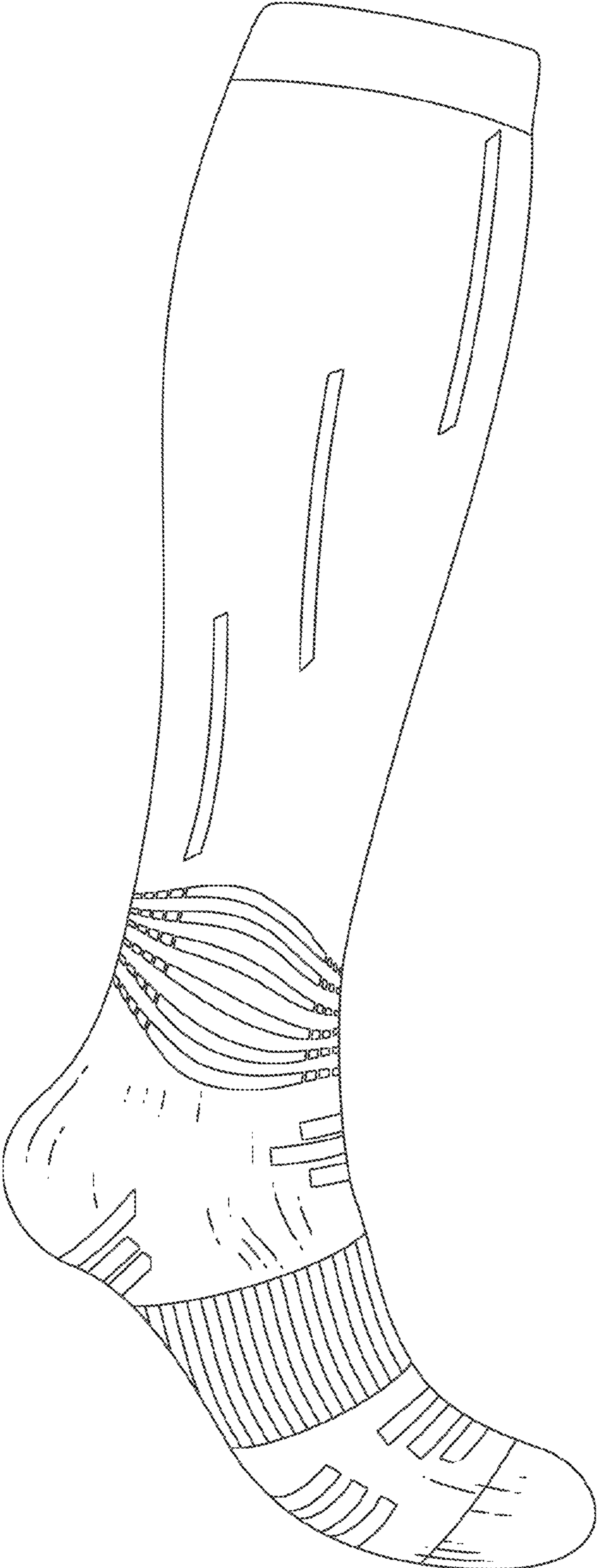


FIG. 5