



US00D977237S

(12) **United States Design Patent** (10) **Patent No.:** **US D977,237 S**
Rémy (45) **Date of Patent:** **** Feb. 7, 2023**

(54) **SHOE**
(71) Applicant: **NIKE, Inc.**, Beaverton, OR (US)
(72) Inventor: **Batiste Rémy**, Portland, OR (US)
(73) Assignee: **NIKE, Inc.**, Beaverton, OR (US)

D793,065 S 8/2017 Cin
D864,551 S * 10/2019 Han D2/972
D876,786 S 3/2020 Lee
D879,459 S * 3/2020 Gerig D2/973
D949,543 S * 4/2022 Gonzalez D2/972
D961,219 S * 8/2022 Klug D2/972
D961,232 S * 8/2022 Nethongkome D2/972
D961,905 S * 8/2022 Lesecq D2/972

(**) Term: **15 Years**

OTHER PUBLICATIONS

(21) Appl. No.: **29/850,309**
(22) Filed: **Aug. 18, 2022**

Bryan Byrne, Nike Introduce the Tiempo Legend 9, announced Jul. 7, 2021 [online], [site visited Sep. 19, 2022]. Available from internet, URL: <https://www.soccercleats101.com/2021/07/07/nike-introduce-the-tiempo-legend-9/> (Year: 2021).*
“Laced Up: NikeTiempo Legend 8 Review”; Soccer Bible; retrieved Nov. 19, 2020; published Jul. 4, 2019; URL: <https://www.soccerbible.com/performance/football-boots/2019/07/laced-up-nike-tiempo-legend-8-review/>.

Related U.S. Application Data

(62) Division of application No. 29/762,822, filed on Dec. 18, 2020.
(51) **LOC (14) Cl.** **02-04**
(52) **U.S. Cl.**
USPC **D2/972**
(58) **Field of Classification Search**
USPC D2/902–908, 946, 969, 972, 976, 977, D2/989, 991
CPC A43B 1/00; A43B 1/04; A43B 1/14; A43B 5/02; A43B 5/06; A43B 5/08; A43B 5/10; A43B 5/12; A43B 23/00; A43B 23/08; A43B 23/081

See application file for complete search history.

* cited by examiner

Primary Examiner — Leanne Was-Englehart
Assistant Examiner — Yelizaveta Y Masalimova
(74) *Attorney, Agent, or Firm* — Banner & Witcoff, Ltd.

(56) **References Cited**

U.S. PATENT DOCUMENTS

D473,705 S * 4/2003 Nason D2/972
D503,528 S * 4/2005 Morris D2/972
D554,830 S 11/2007 Fullum
D747,599 S 1/2016 Woodman
D778,578 S * 2/2017 Hui D2/972


(57) **CLAIM**

The ornamental design for a shoe, as shown and described.

DESCRIPTION

FIG. 1 is a side view of a shoe showing my new design;
FIG. 2 is a front perspective view thereof;
FIG. 3 is an opposite side front perspective view thereof;
and,
FIG. 4 is an opposite side view thereof.
The broken lines depicting the remainder of the shoe form no part of the claimed design.

1 Claim, 4 Drawing Sheets



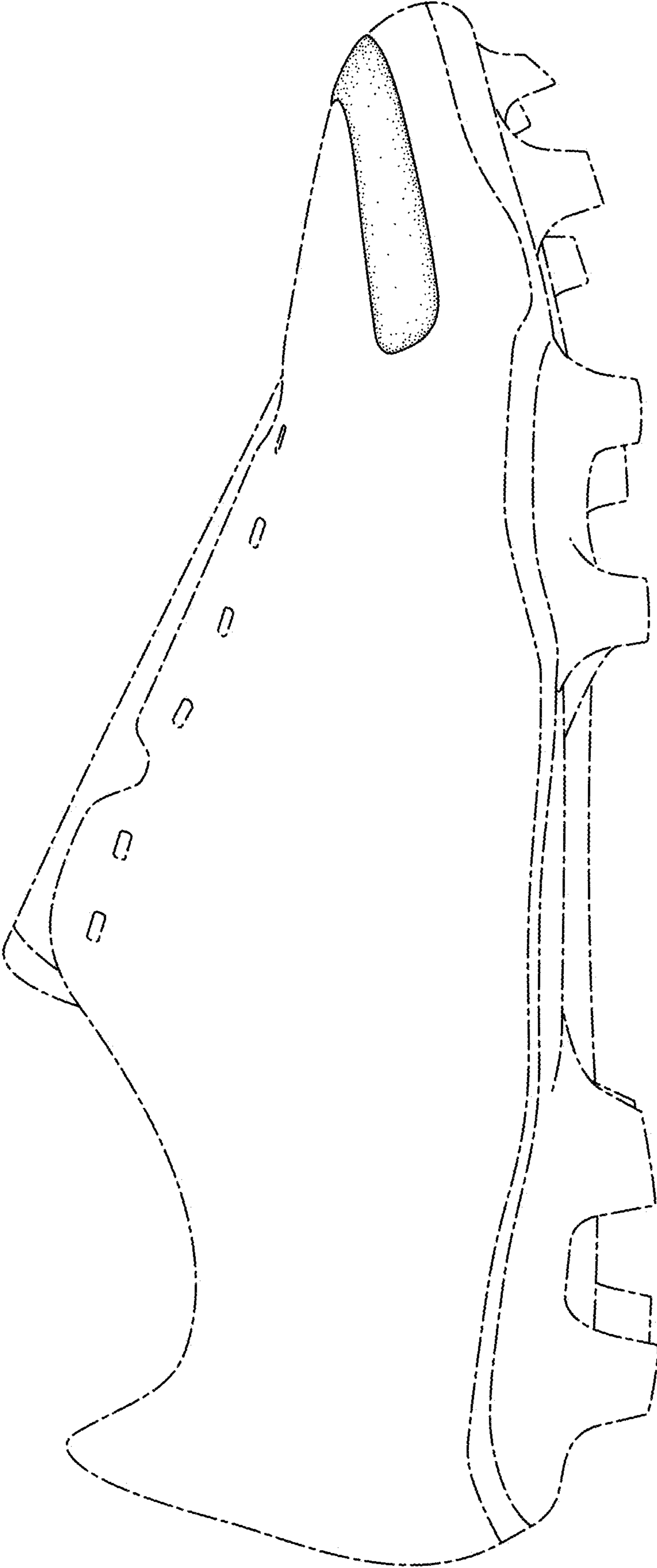


FIG. 1

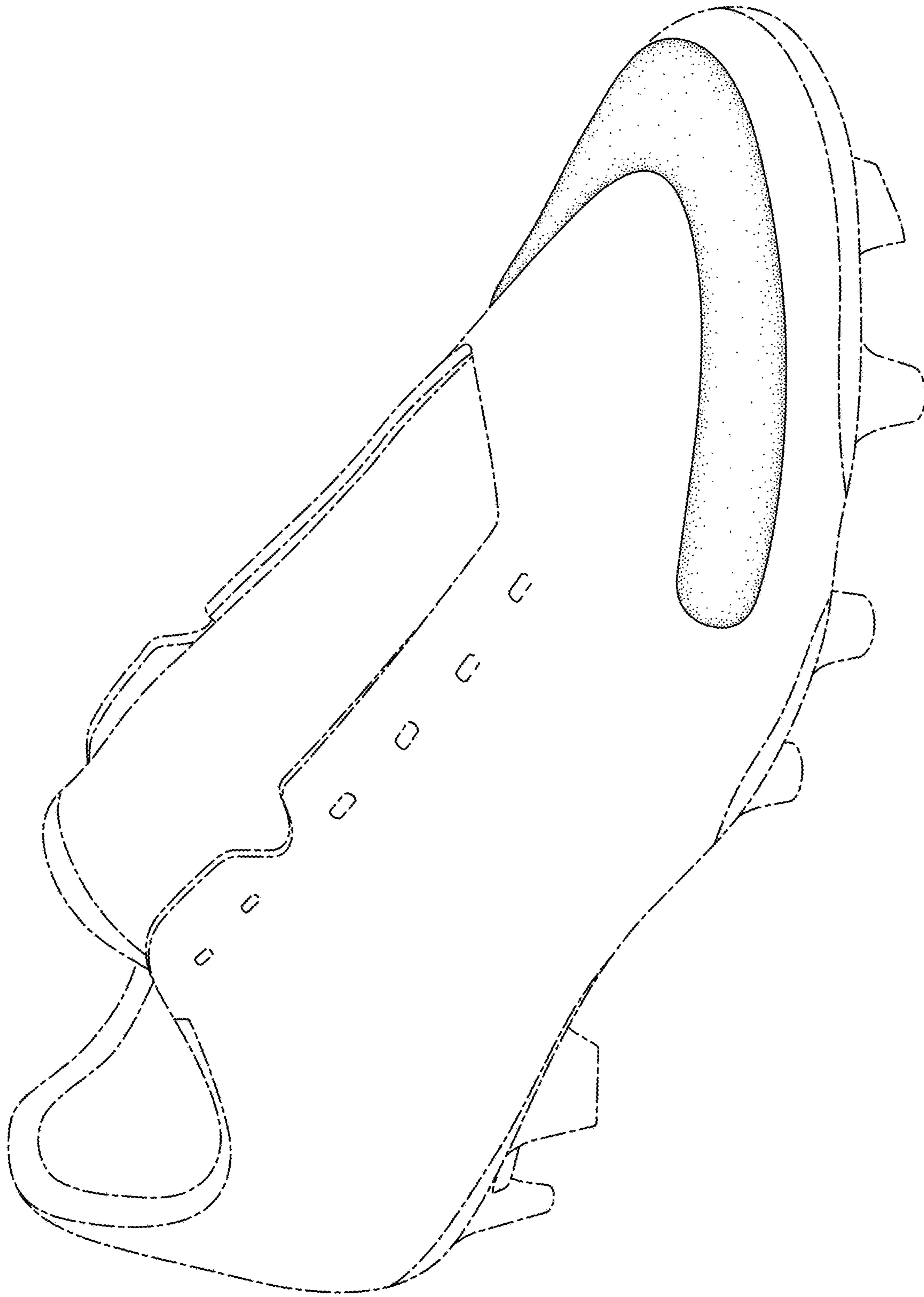


FIG. 2

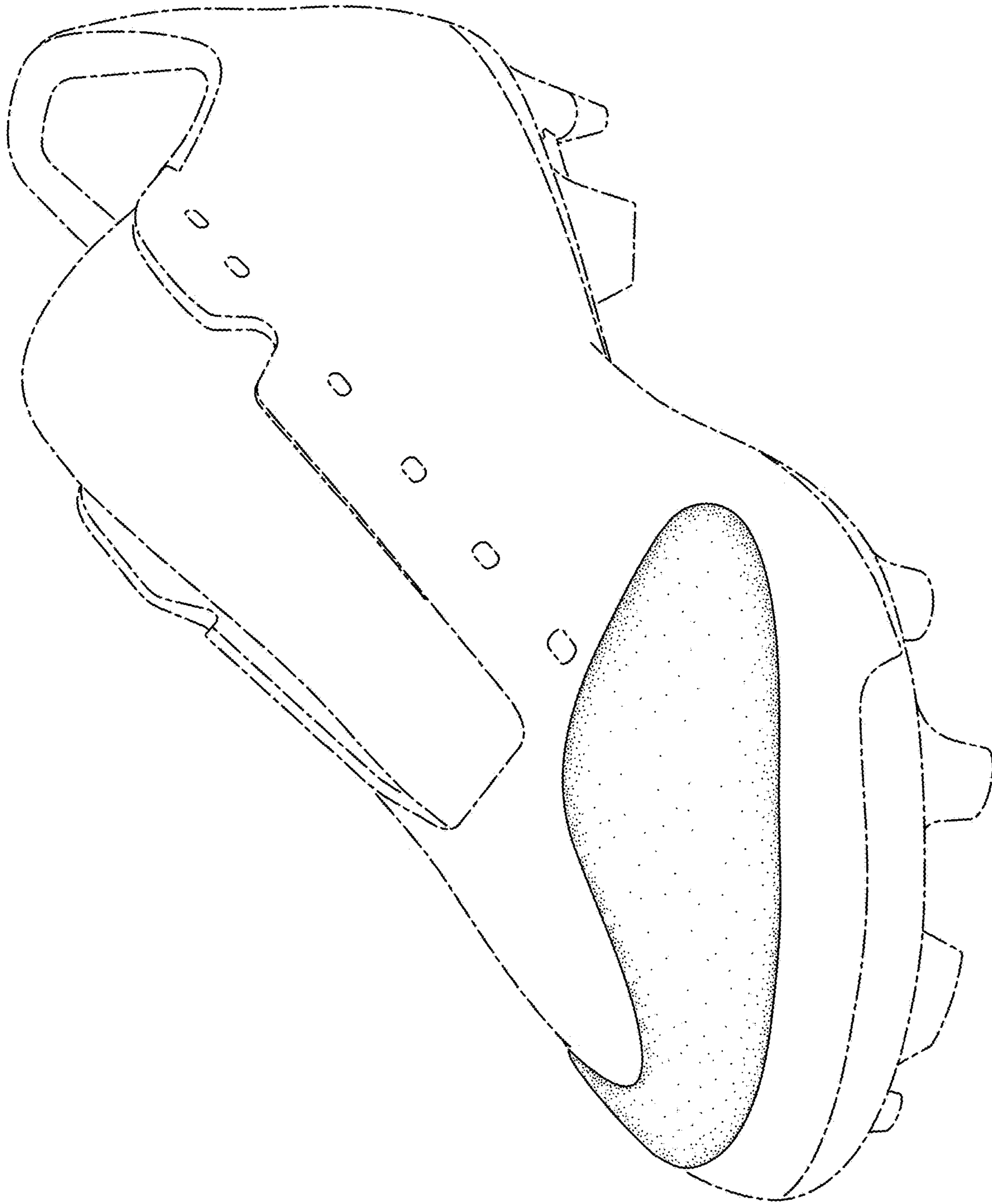


FIG. 3

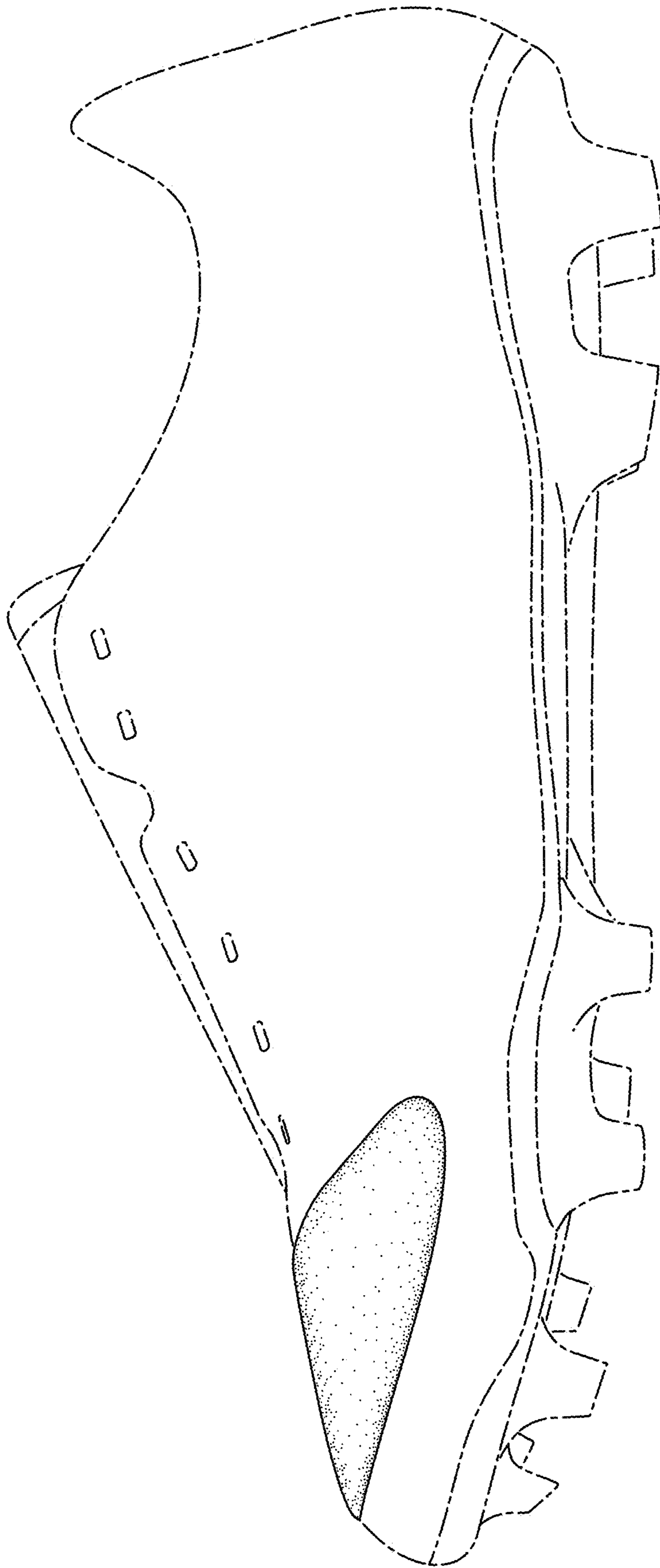


FIG. 4