



US00D977229S

(12) **United States Design Patent** (10) **Patent No.:** **US D977,229 S**
Huang (45) **Date of Patent:** **** Feb. 7, 2023**

(54) **SHOE**
(71) Applicant: **Changsheng Huang**, Xiamen (CN)
(72) Inventor: **Changsheng Huang**, Xiamen (CN)

D781,541 S 3/2017 McGhee
D788,425 S * 6/2017 Anceresi D2/951
D804,784 S * 12/2017 Romero D2/902
D849,373 S * 5/2019 Woods D2/944
D970,184 S * 11/2022 Makere D2/972
D970,860 S * 11/2022 Zhang D2/912

(**) Term: **15 Years**

OTHER PUBLICATIONS

(21) Appl. No.: **29/836,676**
(22) Filed: **Apr. 28, 2022**
(51) **LOC (14) Cl.** **02-04**
(52) **U.S. Cl.**
USPC **D2/902; D2/945**
(58) **Field of Classification Search**
USPC D2/902, 907, 908, 944, 945, 958, 959,
D2/969, 972-974
CPC A43B 1/04; A43B 5/06; A43B 5/10
See application file for complete search history.

Yageyan Canvas high top White Sneakers. Sold on Amazon.com. May 11, 2022. Accessed on Oct. 18, 2022. <<https://www.amazon.com/yageyan-Canvas-Sneakers-Fashion-white10/dp/B0B12RNZ43/>> (Year: 2022).*

* cited by examiner

Primary Examiner — Kevin K Rudzinski
Assistant Examiner — Clare Ann Gannon
(74) *Attorney, Agent, or Firm* — Daniel M. Cohn;
Howard M. Cohn

(56) **References Cited**

(57) **CLAIM**

The ornamental design for a shoe, as shown and described.

U.S. PATENT DOCUMENTS

DESCRIPTION

D128,519 S * 7/1941 Hard D2/902
D155,816 S * 11/1949 Little D2/902
D200,846 S * 4/1965 Bovay D2/908
D494,750 S * 8/2004 Chen D2/969
D569,587 S * 5/2008 James D2/908
D592,837 S * 5/2009 Vico D2/908
D613,041 S * 4/2010 Thompson D2/908
D634,520 S * 3/2011 Choi D2/944
D646,875 S * 10/2011 LaRusso D2/969
D665,562 S * 8/2012 Di Nucci D2/907
D701,680 S * 4/2014 Della Valle D2/944
D725,353 S * 3/2015 Della Valle D2/944
D756,620 S * 5/2016 Boys
D762,364 S * 8/2016 Siegel D2/944

FIG. 1 is a perspective view of a shoe showing my new design;
FIG. 2 is another perspective view thereof;
FIG. 3 is a front elevational view thereof;
FIG. 4 is a rear elevational view thereof;
FIG. 5 is a left side elevational view thereof;
FIG. 6 is a right side elevational view thereof;
FIG. 7 is a top plan view thereof; and,
FIG. 8 is a bottom plan view thereof.

1 Claim, 8 Drawing Sheets





FIG. 1



FIG. 2



FIG. 3



FIG. 4




FIG. 5




FIG. 6



FIG. 7

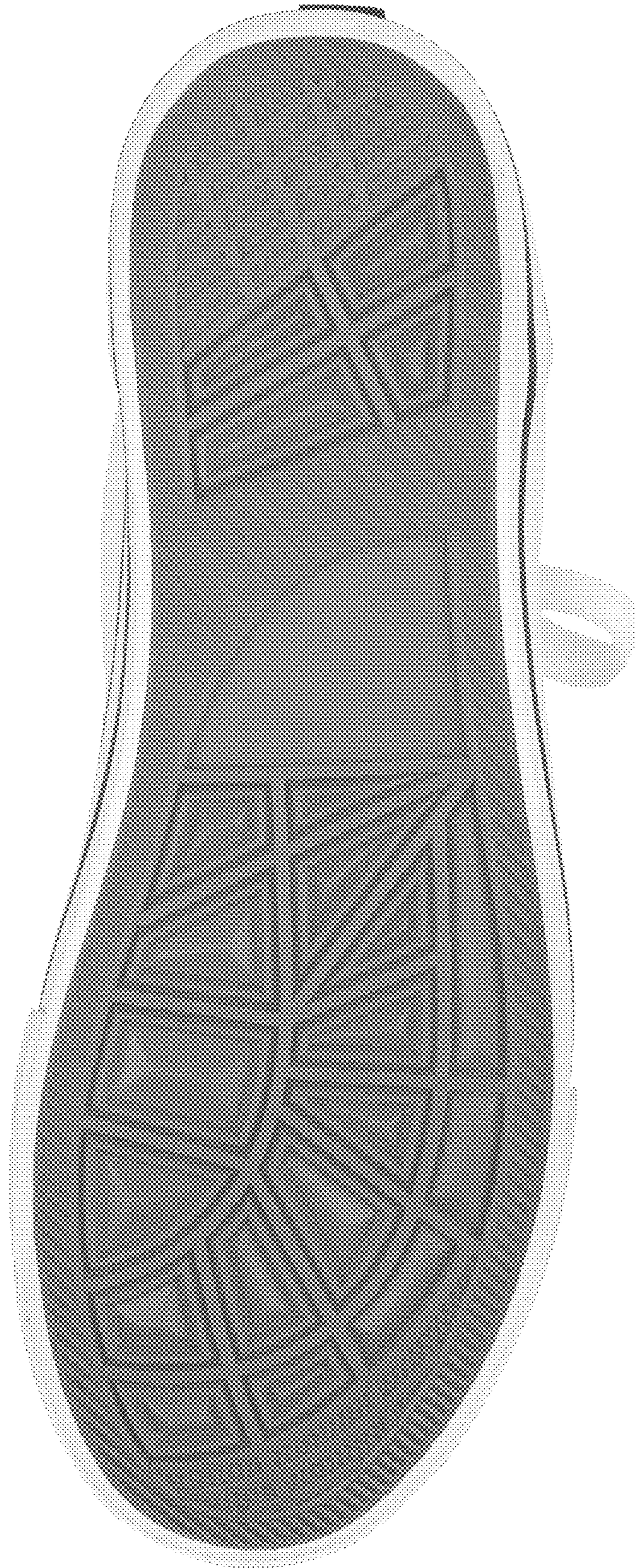


FIG. 8