



US00D977222S

(12) **United States Design Patent** (10) **Patent No.:** **US D977,222 S**
Markle et al. (45) **Date of Patent:** **** Feb. 7, 2023**

(54) **CONFECTION**

(71) Applicant: **The Hershey Company**, Hershey, PA (US)

(72) Inventors: **Andrew Markle**, New York, NY (US);
Kevin Charles Lyons, Cherry Hill, NJ (US)

(73) Assignee: **The Hershey Company**, Hershey, PA (US)

(**) Term: **15 Years**

(21) Appl. No.: **29/809,633**

(22) Filed: **Sep. 29, 2021**

Related U.S. Application Data

(62) Division of application No. 29/776,230, filed on Mar. 29, 2021, now Pat. No. Des. 960,486.

(51) **LOC (14) Cl.** **01-01**

(52) **U.S. Cl.**
USPC **D1/109; D1/127**

(58) **Field of Classification Search**
USPC D1/100–130, 199; 426/94, 138, 143, 426/275, 277, 279, 281–284, 292, 295, 426/391, 496, 514, 566, 572, 660, 104, 426/134; D21/621, 623, 628, 707–709, D21/713, 714, 782, 662; D30/160; D7/301, 354, 392, 682; D24/141; D8/83; D11/202
CPC A23G 3/50; A23G 3/563; A23G 9/503; A23G 9/26; A23G 9/48; A23G 3/54; A23P 1/005

See application file for complete search history.

(56) **References Cited**

U.S. PATENT DOCUMENTS

D123,060 S * 10/1940 Nicholson D7/564
D180,327 S 5/1957 Herman

D194,577 S 2/1963 Herman
D208,637 S * 9/1967 Strauss D21/594
D208,640 S * 9/1967 Strauss D21/594
D208,641 S 9/1967 Strauss
D251,470 S * 4/1979 Lutzker D7/699
D282,434 S * 2/1986 Nagle D7/693
D333,089 S 2/1993 Brauner
D368,120 S * 3/1996 Hamlin D21/468
D490,587 S 6/2004 Hunt
D554,207 S * 10/2007 Covington Green D21/628
D726,838 S 4/2015 Kelly
D793,512 S 8/2017 George, II
D818,835 S * 5/2018 Caly D9/426
D818,836 S * 5/2018 Caly D9/647
D820,108 S * 6/2018 Caly D9/425

(Continued)

OTHER PUBLICATIONS

Notice of Allowance, dated Apr. 18, 2022, 6 pages, issued in U.S. Appl. No. 29/776,230.

Primary Examiner — Katie Jane Stofko

(74) *Attorney, Agent, or Firm* — Avek IP, LLC

(57) **CLAIM**



The ornamental design for a confection, as shown and described.

DESCRIPTION

FIG. 1 is a front, bottom and left side perspective view of a confection showing our new design; FIG. 2 is a bottom plan view thereof; FIG. 3 is a top plan view thereof; FIG. 4 is a left side elevation view thereof; FIG. 5 is a right side elevation view thereof; FIG. 6 is a front elevation view thereof; and, FIG. 7 is a rear elevation view thereof.

The dash-dot lines in FIGS. 1-7 and the areas within the dash-dot lines shown in phantom show portions of the confection that form no part of the claimed design.

1 Claim, 5 Drawing Sheets



(56)

References Cited

U.S. PATENT DOCUMENTS

| | | | |
|--------------|---------|---------------|---------|
| D825,348 S * | 8/2018 | Caly | D9/645 |
| D846,642 S | 4/2019 | Brundage | |
| D878,492 S * | 3/2020 | Kahl | D21/628 |
| D896,909 S | 9/2020 | Bruneel | |
| D896,911 S | 9/2020 | Bruneel | |
| D927,122 S * | 8/2021 | McManus | D1/107 |
| D927,125 S * | 8/2021 | McManus | D1/115 |
| D927,126 S | 8/2021 | McManus | |
| D927,821 S | 8/2021 | McManus | |
| D939,183 S | 12/2021 | Polak | |
| D947,489 S * | 4/2022 | Polak | D1/127 |
| D960,486 S * | 8/2022 | Markle | D1/127 |

* cited by examiner




FIG. 1




FIG. 2




FIG. 3




FIG. 4




FIG. 5




FIG. 6




FIG. 7