



US00D977184S

(12) **United States Design Patent**
Huang

(10) **Patent No.:** **US D977,184 S**
(45) **Date of Patent:** **** Jan. 31, 2023**

(54) **LIGHT FRAME**

(71) Applicant: **Jincheng Huang**, Zhongshan (CN)

(72) Inventor: **Jincheng Huang**, Zhongshan (CN)

(**) Term: **15 Years**

(21) Appl. No.: **29/824,656**

(22) Filed: **Jan. 26, 2022**

(51) **LOC (14) Cl.** **26-05**

(52) **U.S. Cl.**
USPC **D26/142**

(58) **Field of Classification Search**
USPC D26/72, 74, 76, 78–83, 85, 86, 87, 88,
D26/90, 93, 111, 113, 118–122, 138, 139,
D26/140, 141, 142, 152
CPC F21S 2/00; F21S 4/00; F21S 4/003; F21S
4/005; F21S 4/006; F21S 4/007; F21S
4/008; F21S 6/00; F21S 8/00; F21S
8/024; F21S 8/026; F21S 8/031; F21S
8/033; F21S 8/035–037; F21S 8/04; F21S
8/043; F21S 8/063

See application file for complete search history.

(56) **References Cited**

U.S. PATENT DOCUMENTS

D430,335 S *	8/2000	Hsu	D26/104
D438,323 S *	2/2001	Xu	D26/72
D586,493 S	2/2009	Parres		
D588,294 S	3/2009	Flores		
D694,932 S *	12/2013	Meyer	D26/67
D700,988 S	3/2014	Koho		
D766,489 S *	9/2016	Moon	D26/87
D785,223 S *	4/2017	Patton	D26/85

D807,551 S *	1/2018	Wiedemer	D26/85
D831,876 S *	10/2018	Moon	D26/87
D858,391 S *	9/2019	Joyeux	D12/193
D870,950 S *	12/2019	Tomlinson	D26/81
D887,619 S *	6/2020	Chen	D26/88
D892,383 S *	8/2020	McDennon	D26/87
D894,467 S *	8/2020	Xu	D26/88
D895,192 S *	9/2020	Gong	D26/88
D906,573 S *	12/2020	Smith	D26/85
D919,155 S *	5/2021	Luo	D26/85
D933,875 S *	10/2021	Xu	D26/88
D938,093 S *	12/2021	Titizian	D26/88
D942,061 S *	1/2022	Peng	D26/37
D955,025 S *	6/2022	Luo	D26/40

* cited by examiner

Primary Examiner — Natasha Vujcic

(74) *Attorney, Agent, or Firm* — Che-Yang Chen; Law Office of Michael Chen

(57) **CLAIM**

I claim, the ornamental design for a light frame, as shown and described.

DESCRIPTION

FIG. 1 is a perspective view of a light frame showing my new design.

FIG. 2 is a front elevational view thereof;

FIG. 3 is a rear elevational view thereof;

FIG. 4 is a left side elevational view thereof;

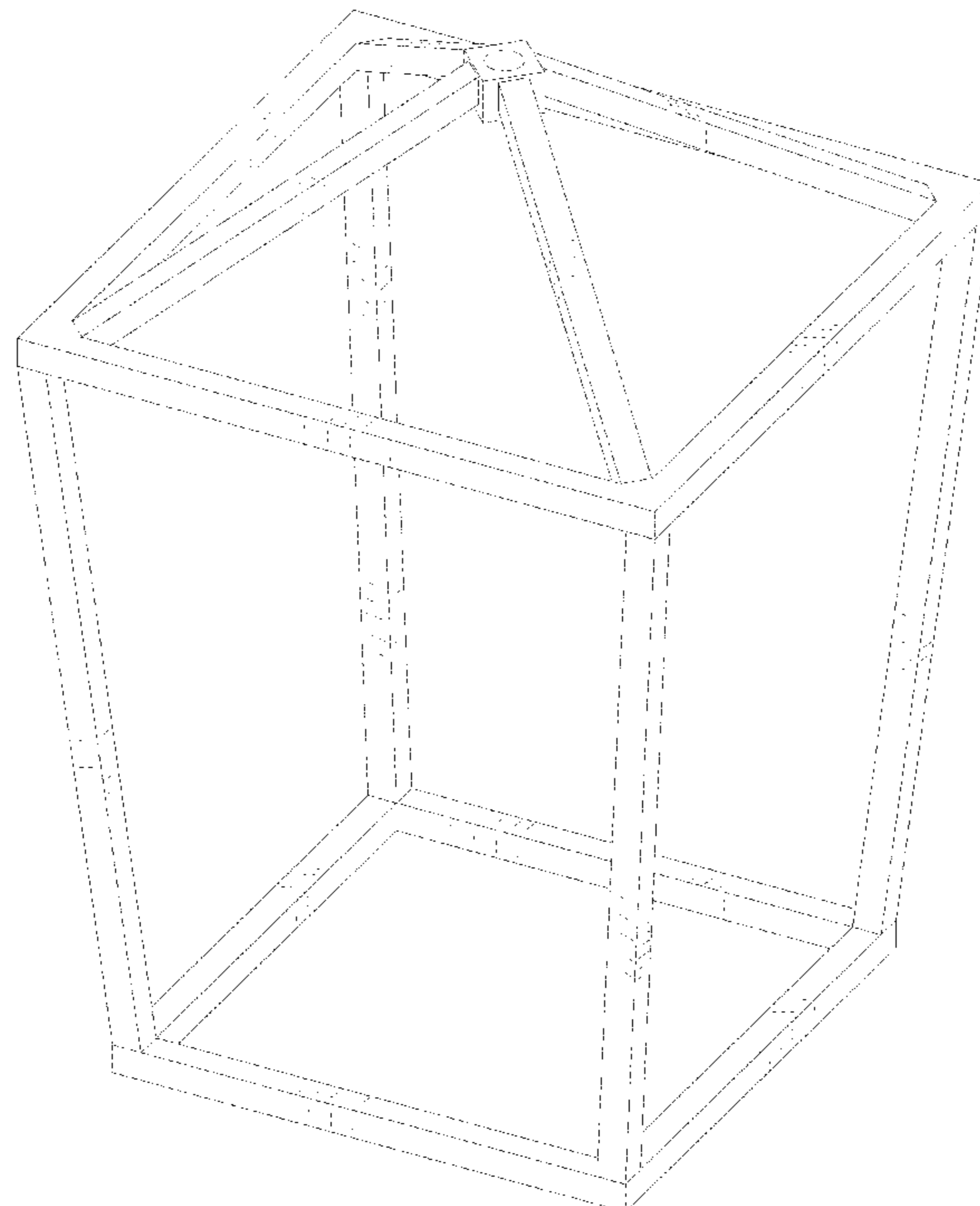
FIG. 5 is a right side elevational view thereof;

FIG. 6 is a top plan view thereof; and,

FIG. 7 is a bottom plan view thereof.

The broken lines in the drawings illustrate portions of the light frame which form no part of the claimed design.

1 Claim, 7 Drawing Sheets






FIG. 1




FIG. 2




FIG. 3




FIG. 4




FIG. 5

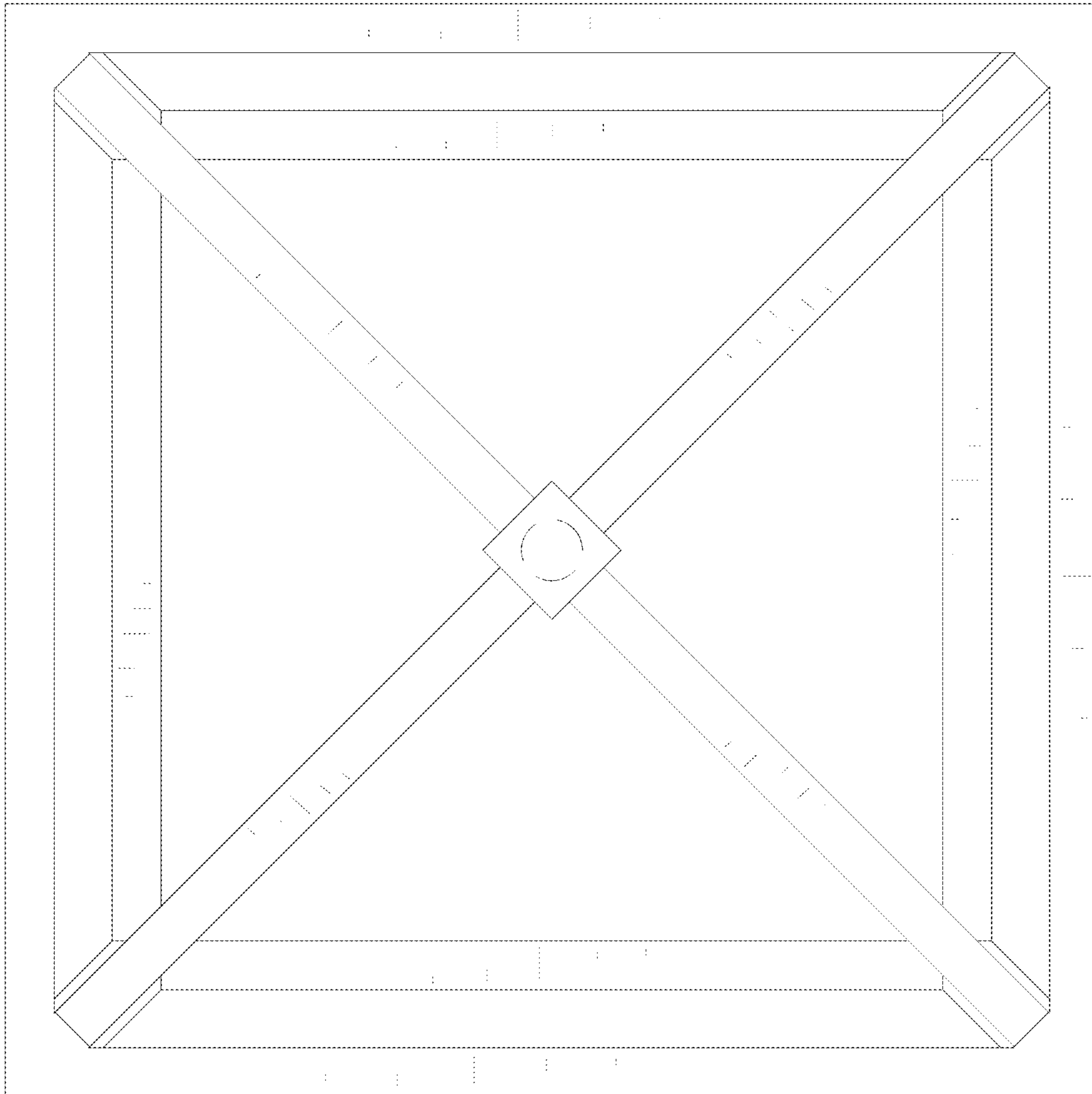


FIG.6

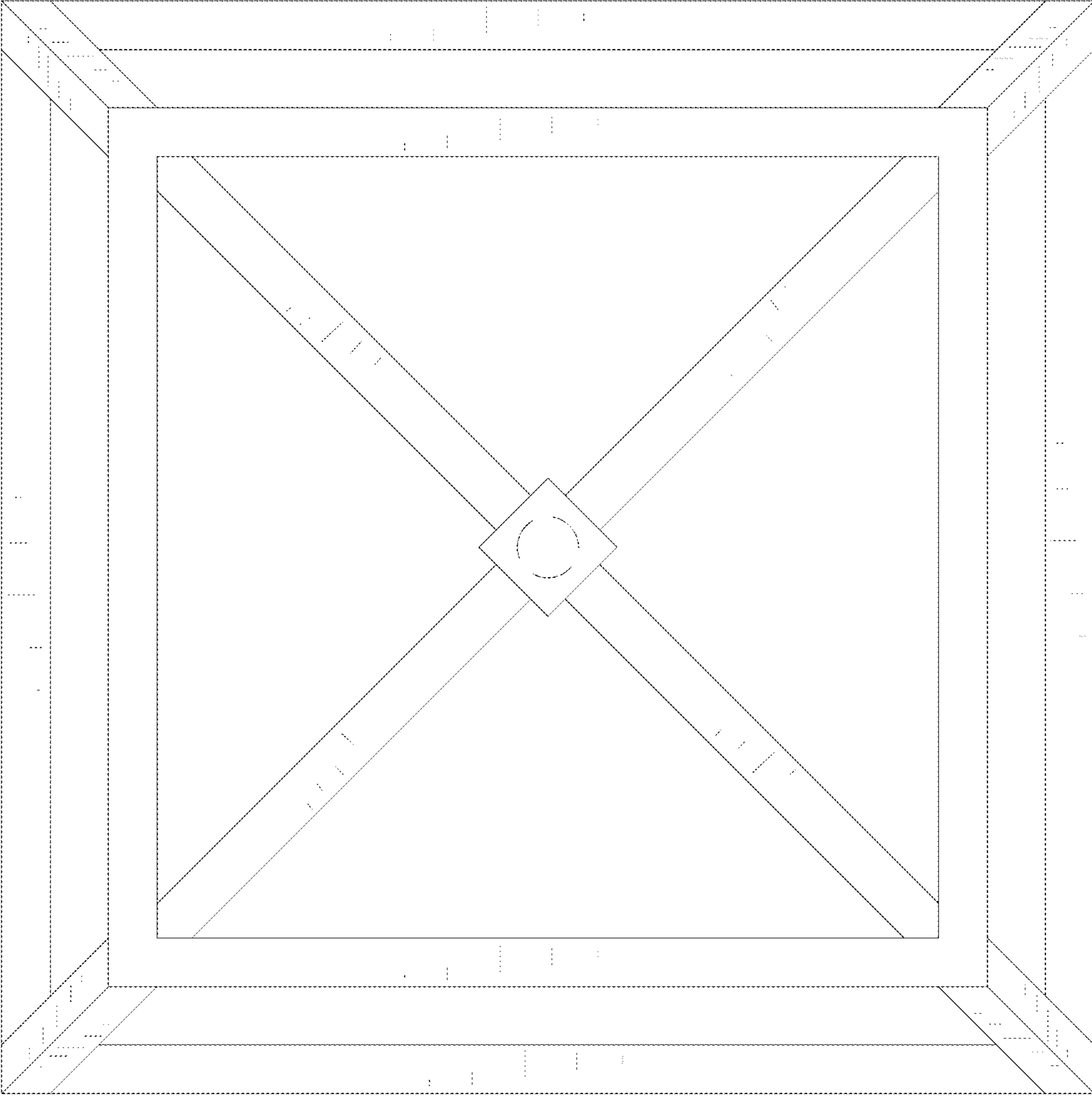


FIG. 7