



US00D977180S

(12) **United States Design Patent**
Zujkowski

(10) **Patent No.:** **US D977,180 S**
(45) **Date of Patent:** **** Jan. 31, 2023**

- (54) **DECORATIVE LAMP COVER**
- (71) Applicant: **Alan Zujkowski**, Bound Brook, NJ
(US)
- (72) Inventor: **Alan Zujkowski**, Bound Brook, NJ
(US)
- (**) Term: **15 Years**
- (21) Appl. No.: **29/754,579**
- (22) Filed: **Oct. 13, 2020**
- (51) **LOC (14) Cl.** **26-05**
- (52) **U.S. Cl.**
USPC **D26/126**
- (58) **Field of Classification Search**
USPC D9/617; D11/127–129, 160;
D21/621–623, 625, 627, 629, 630, 631,
D21/634, 636–638; D26/4, 24, 57, 73,
D26/93, 94, 98, 99, 101, 103–106, 108,
D26/110, 112, 118, 125–127, 147, 156
CPC F21S 6/002; F21V 3/02; F21W 2121/008;
F21W 2121/04
See application file for complete search history.

D677,373 S	3/2013	Browder	
8,721,133 B2	5/2014	Muccianti	
D719,837 S *	12/2014	Kassouni	D9/617
D722,915 S *	2/2015	Cute	D11/150
9,033,549 B2	5/2015	Nussbaum	
9,239,139 B2	1/2016	McCauley	
D821,255 S *	6/2018	Parisi	D11/160
D840,090 S *	2/2019	Sato	F21V 5/02 D26/93

FOREIGN PATENT DOCUMENTS

CN	305332999	*	9/2019
WO	2013123585		8/2013

OTHER PUBLICATIONS

Santa Claus Christmas Holiday Tripod Lamp, date unavailable, retrieved Oct. 3, 2022 from URL: <https://www.etsy.com/listing/1249743181/vintage-african-american-santa-claus> (Year: 2022).*

* cited by examiner

Primary Examiner — Richard Kearney
Assistant Examiner — Christina M. Dodson

(57) **CLAIM**

I claim the ornamental design for a decorative lamp cover, as shown and described.

(56) **References Cited**

U.S. PATENT DOCUMENTS

D231,251 S *	4/1974	Klassen	D26/26
6,575,591 B1	6/2003	De Lany	
D483,905 S	12/2003	Berounsky	
D501,059 S *	1/2005	Curtin	D26/85
6,902,297 B1	6/2005	Fung	
D547,234 S *	7/2007	Tsai	D11/124
D591,895 S *	5/2009	Sabernig	D26/105
D600,396 S *	9/2009	Luinstra	D26/104
D631,389 S *	1/2011	Garrison	D11/129
D638,966 S *	5/2011	van der Lande	D26/47
D663,825 S *	7/2012	Browder	D23/367

DESCRIPTION

FIG. 1 is a front view of the decorative lamp cover. FIG. 2 is a rear view of the claimed design. FIG. 3 is a left side view of the claimed design. FIG. 4 is a right side view of the claimed design. FIG. 5 is a top view of the claimed design. FIG. 6 is a bottom view of the claimed design; and, FIG. 7 is a perspective view of the claimed design.

1 Claim, 7 Drawing Sheets





FIG. 1



FIG. 2

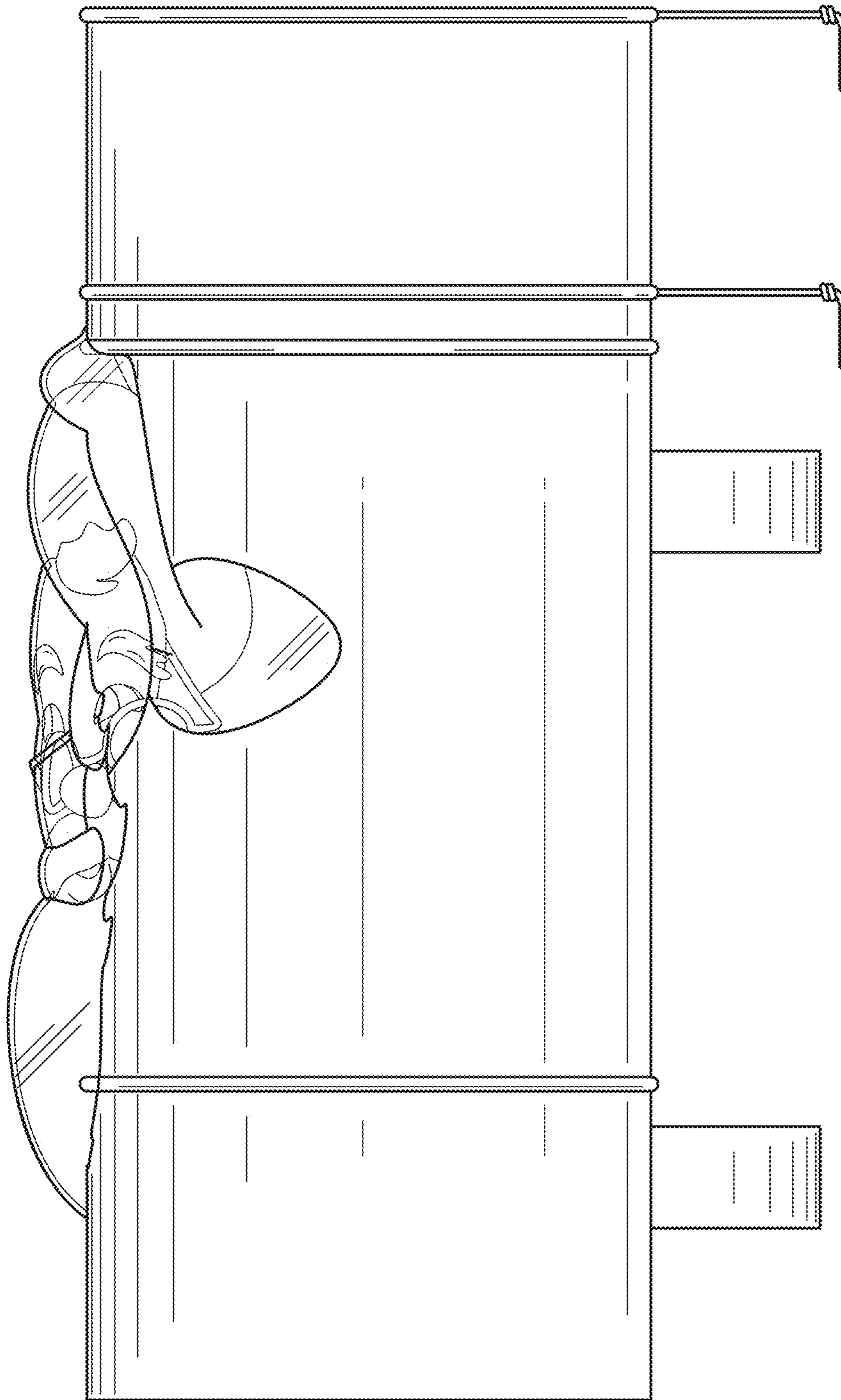


FIG. 3




FIG. 4

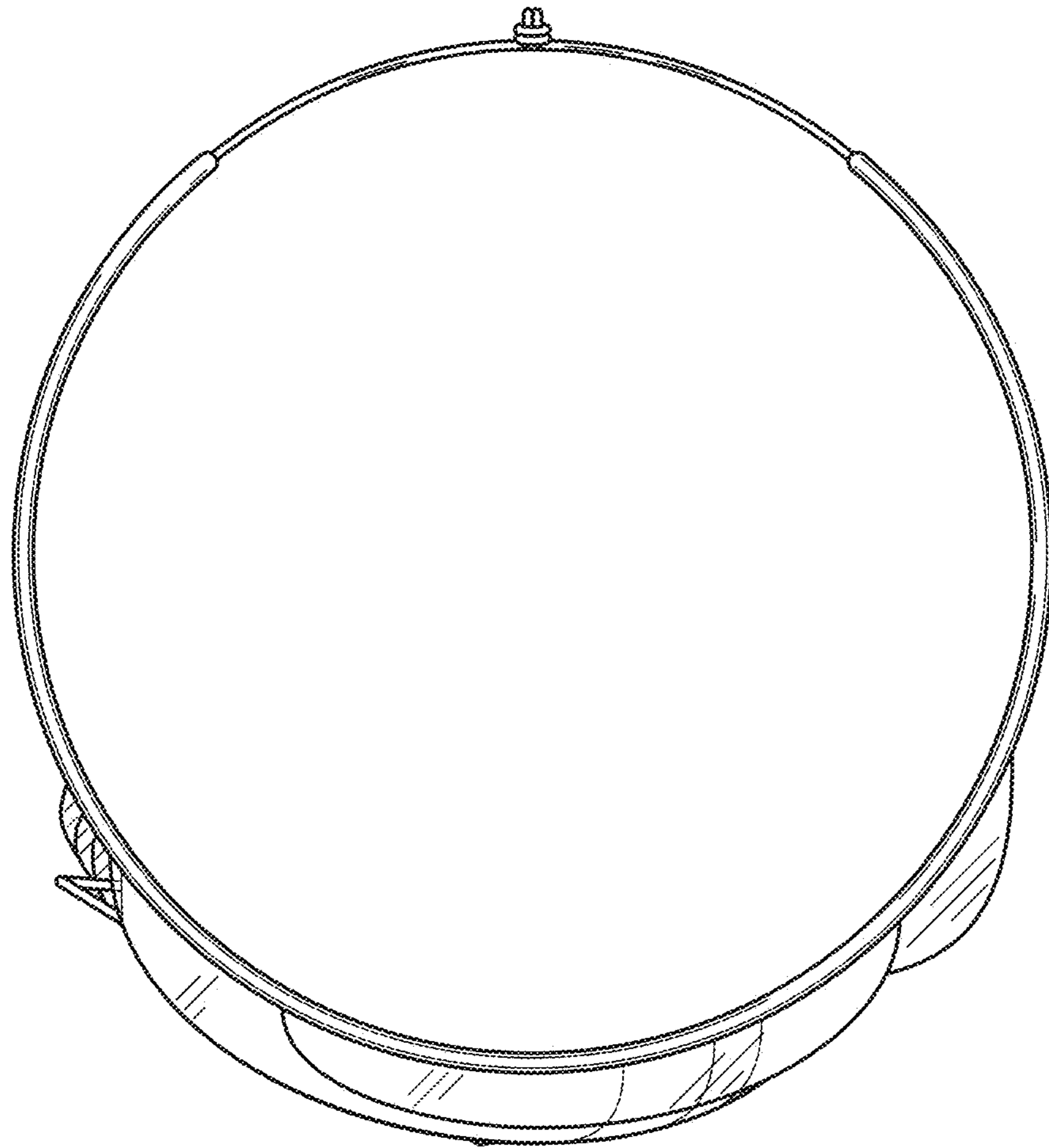


FIG. 5

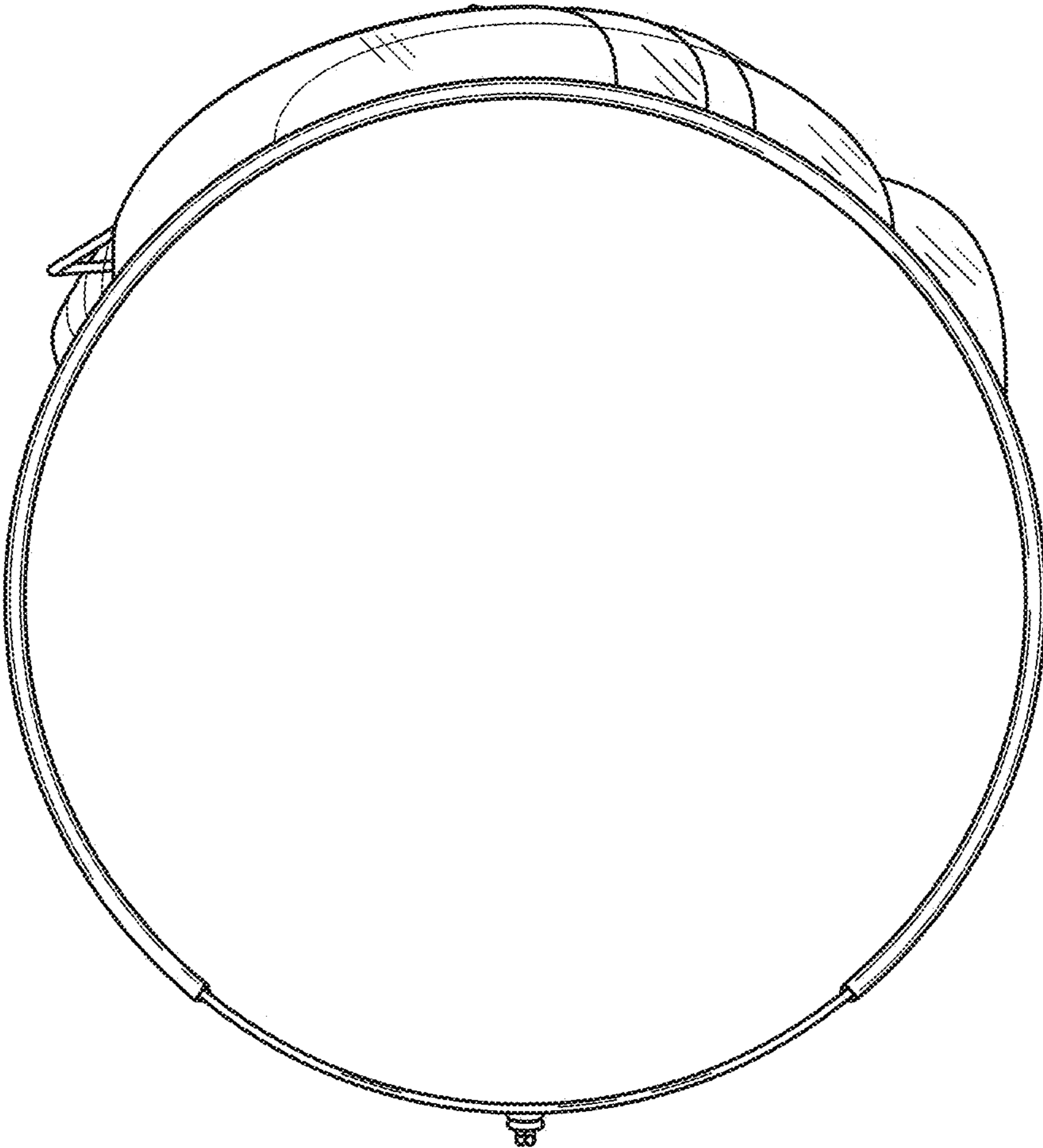


FIG. 6

FIG. 7

