



US00D977159S

(12) **United States Design Patent**
Boo

(10) **Patent No.:** **US D977,159 S**
(45) **Date of Patent:** **** Jan. 31, 2023**

(54) **HEADLAMP FOR AUTOMOBILE**

FOREIGN PATENT DOCUMENTS

(71) Applicant: **Nissan Motor Co., Ltd.**, Kanagawa (JP)

JP D1500192 S 6/2015
JP D1598678 S 2/2019
JP D1599577 S 3/2019

(72) Inventor: **Seungchul Boo**, Tokyo (JP)

Primary Examiner — Shawn T Gingrich

(73) Assignee: **Nissan Motor Co., Ltd.**, Yokohama (JP)

Assistant Examiner — Kathryn Elizabeth Chambers

(74) *Attorney, Agent, or Firm* — Global IP Counselors, LLP

(**) Term: **15 Years**

(21) Appl. No.: **29/747,728**

(22) Filed: **Aug. 25, 2020**

(57) **CLAIM**

The ornamental design for a headlamp for automobile, as shown and described.

(30) **Foreign Application Priority Data**

DESCRIPTION

Feb. 26, 2020 (JP) 2020-003640

(51) **LOC (14) Cl.** **26-06**

(52) **U.S. Cl.**
USPC **D26/28**

(58) **Field of Classification Search**
USPC 362/46, 507, 496, 460; D26/122, 123,
D26/36, 39, 34, 35

CPC F21S 43/237; F21S 43/15; F21S 43/00;
F21S 41/32; F21S 41/36; F21S 41/50;
F21S 41/26; F21S 41/00; F21V 21/04

See application file for complete search history.

FIG. 1 is an outside elevational view of a headlamp for automobile in accordance with a first embodiment of my new design;

FIG. 2 is an inside elevational view thereof;

FIG. 3 is a top plan view thereof;

FIG. 4 is a bottom plan view thereof;

FIG. 5 is a front side elevational view thereof; and,

FIG. 6 is a front side perspective view thereof.

The headlamp is configured to be mounted to an automobile. The mounting structure and support structure of the headlamp, shown in broken lines in FIGS. 1 to 6, form no part of the claimed design since the mounting structure and support structure are hidden when the headlamp is mounted to the automobile.

In addition, the appearance of the rear side structures and inside structures of the headlamp as shown in broken lines in FIGS. 1 to 6 is for purpose of illustrating the boundaries of the exterior surface of the outside of the headlamp, and forms no part of the claimed design. The headlamp has a front lens that is transparent such that features behind the lens are at least partially visible as illustrated.

A second embodiment of my new design includes the mirror image of the headlamp shown in FIGS. 1 to 6.

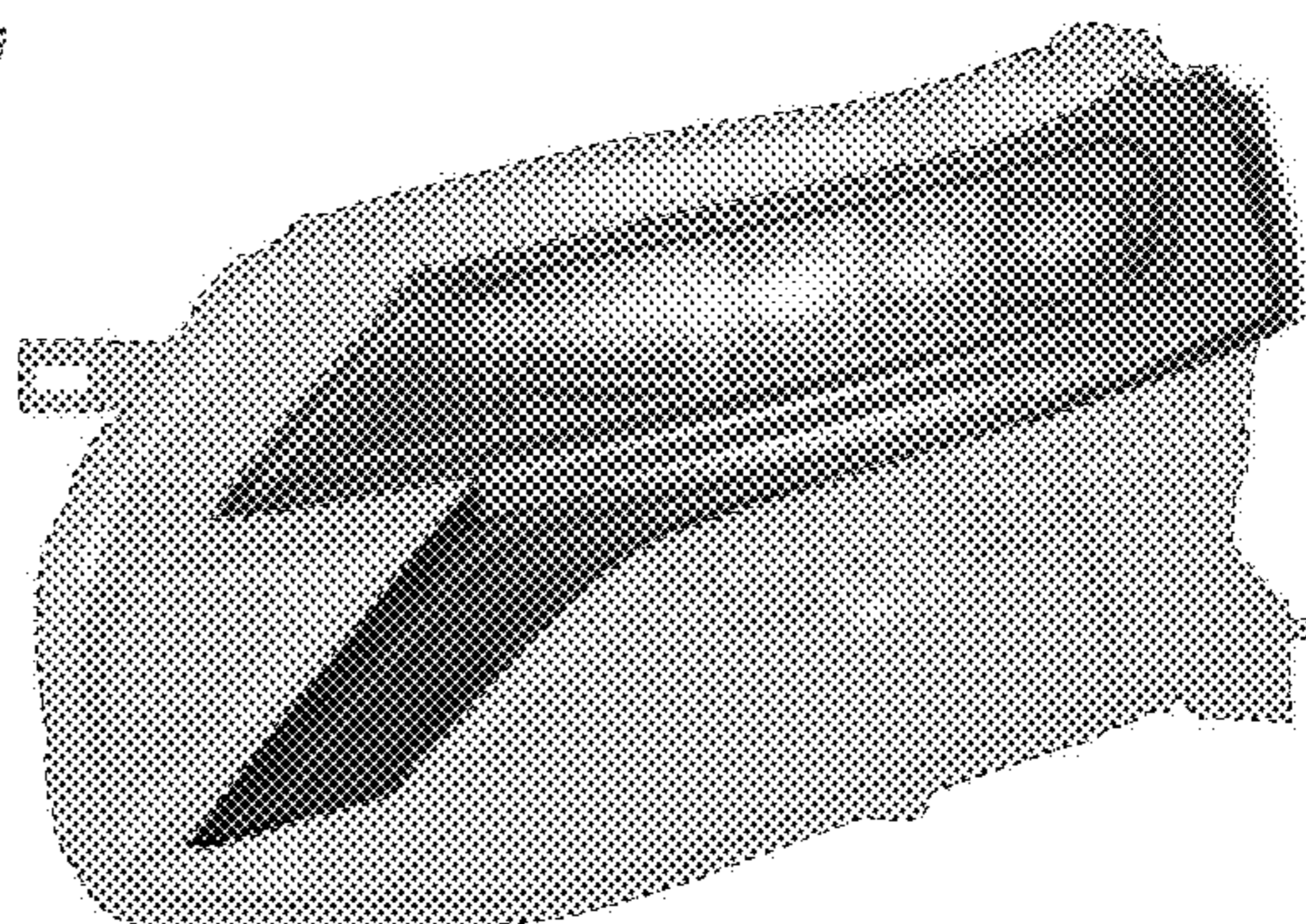
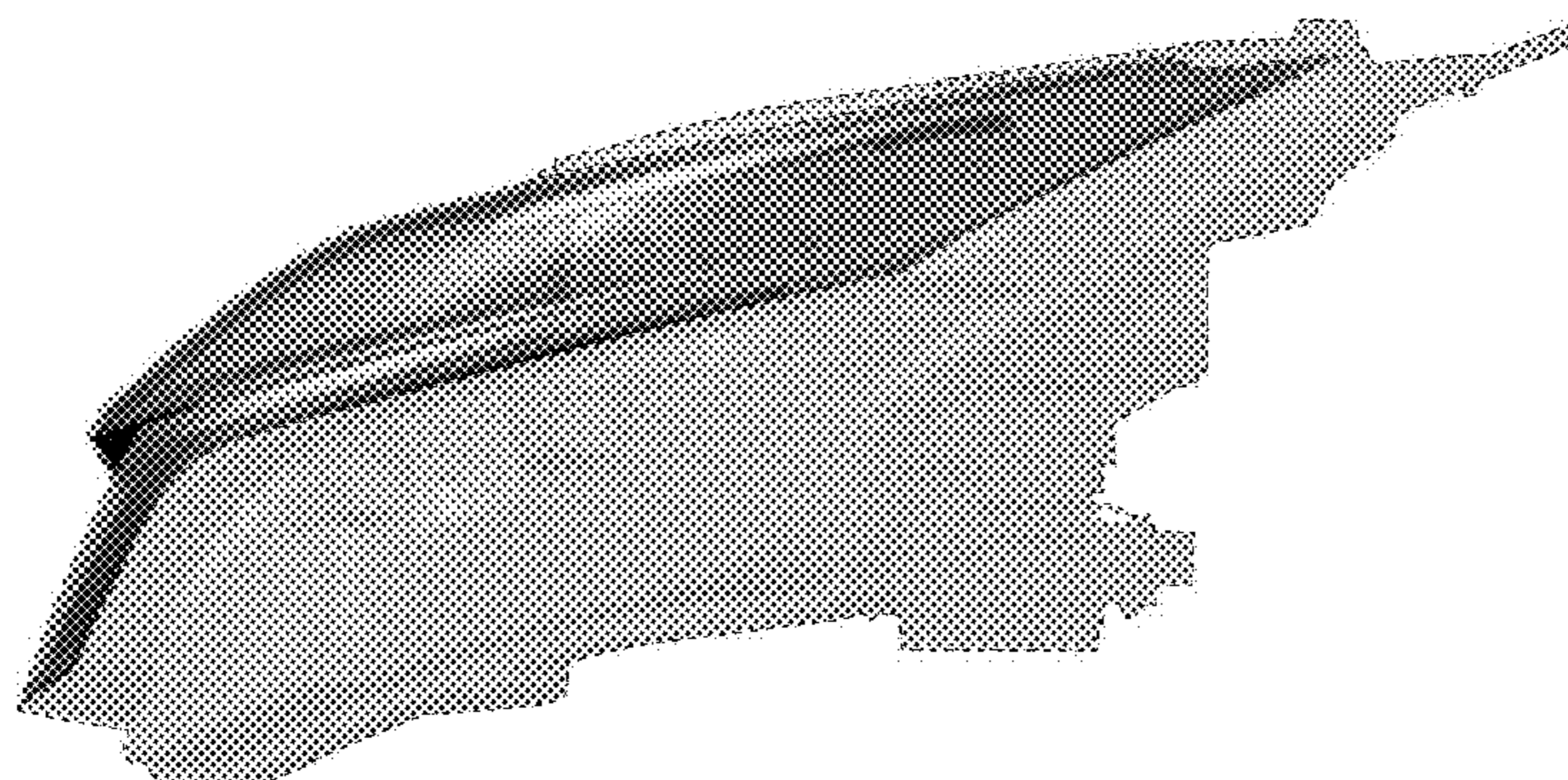
(56) **References Cited**

U.S. PATENT DOCUMENTS

D637,743 S *	5/2011	Cho	D26/28
D691,754 S *	10/2013	Chen	D26/28
D705,964 S *	5/2014	Sa	D26/28
D735,920 S *	8/2015	Honda	D26/28
D759,863 S *	6/2016	Shim	D26/28
D816,875 S *	5/2018	Kong	D26/28
D819,850 S *	6/2018	Munakata	D26/28
D830,592 S *	10/2018	Komuro	D26/28
D862,751 S *	10/2019	Lucas	D26/28

(Continued)

1 Claim, 6 Drawing Sheets



(56)

References Cited

U.S. PATENT DOCUMENTS

D863,618 S	*	10/2019	Lucas	D26/28
D863,624 S	*	10/2019	Kawaguchi	D26/28
D870,334 S	*	12/2019	Choi	D26/28
D902,454 S	*	11/2020	Lucas	D26/28
D902,455 S	*	11/2020	Lucas	D26/28
D914,255 S	*	3/2021	Hong	D26/28
D940,929 S	*	1/2022	Kwon	D26/28
D956,286 S	*	6/2022	Zhao	D26/28
D957,703 S	*	7/2022	Wu	D26/28

* cited by examiner




FIG. 1

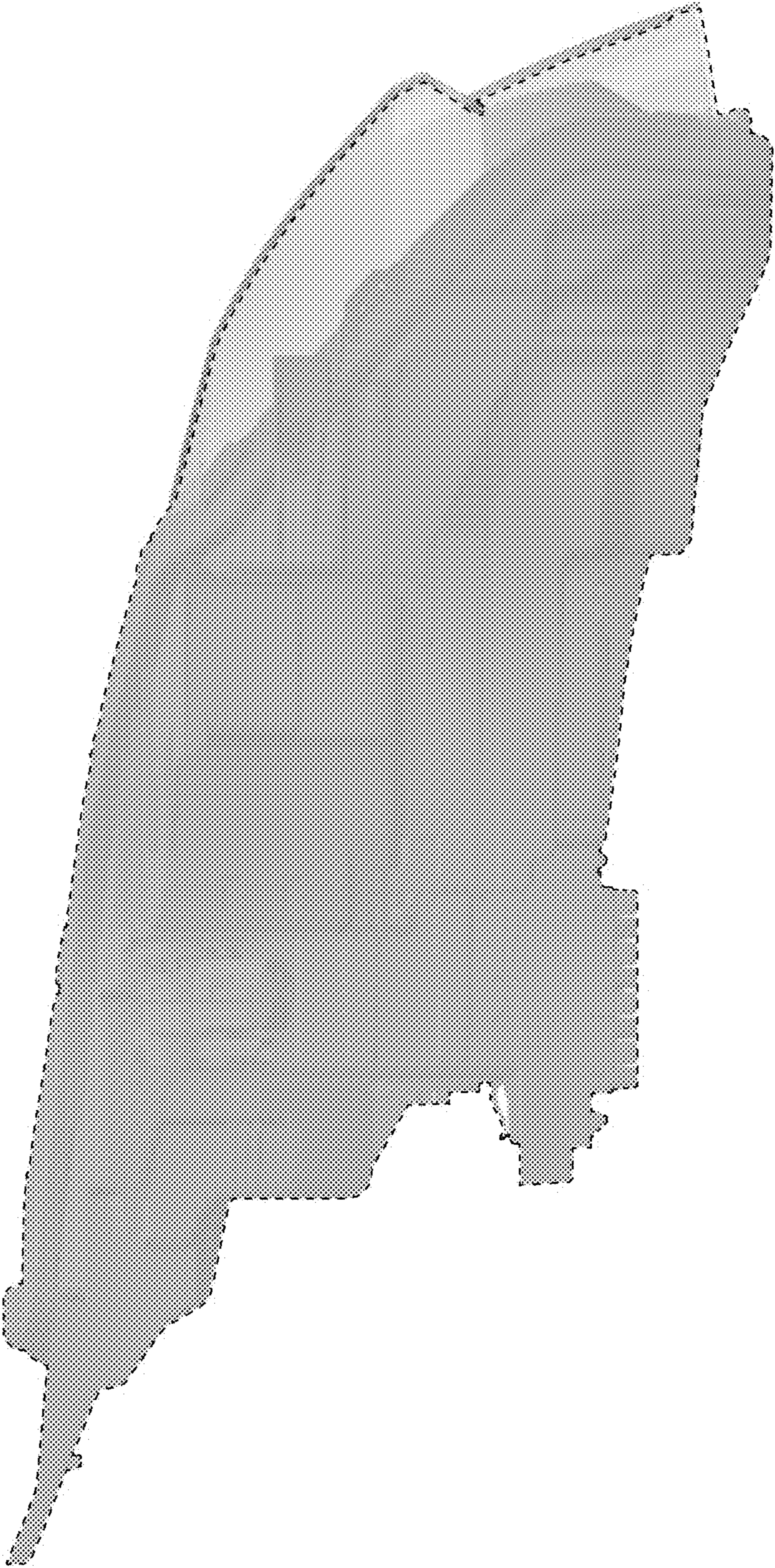


FIG. 2




FIG. 3



FIG. 4

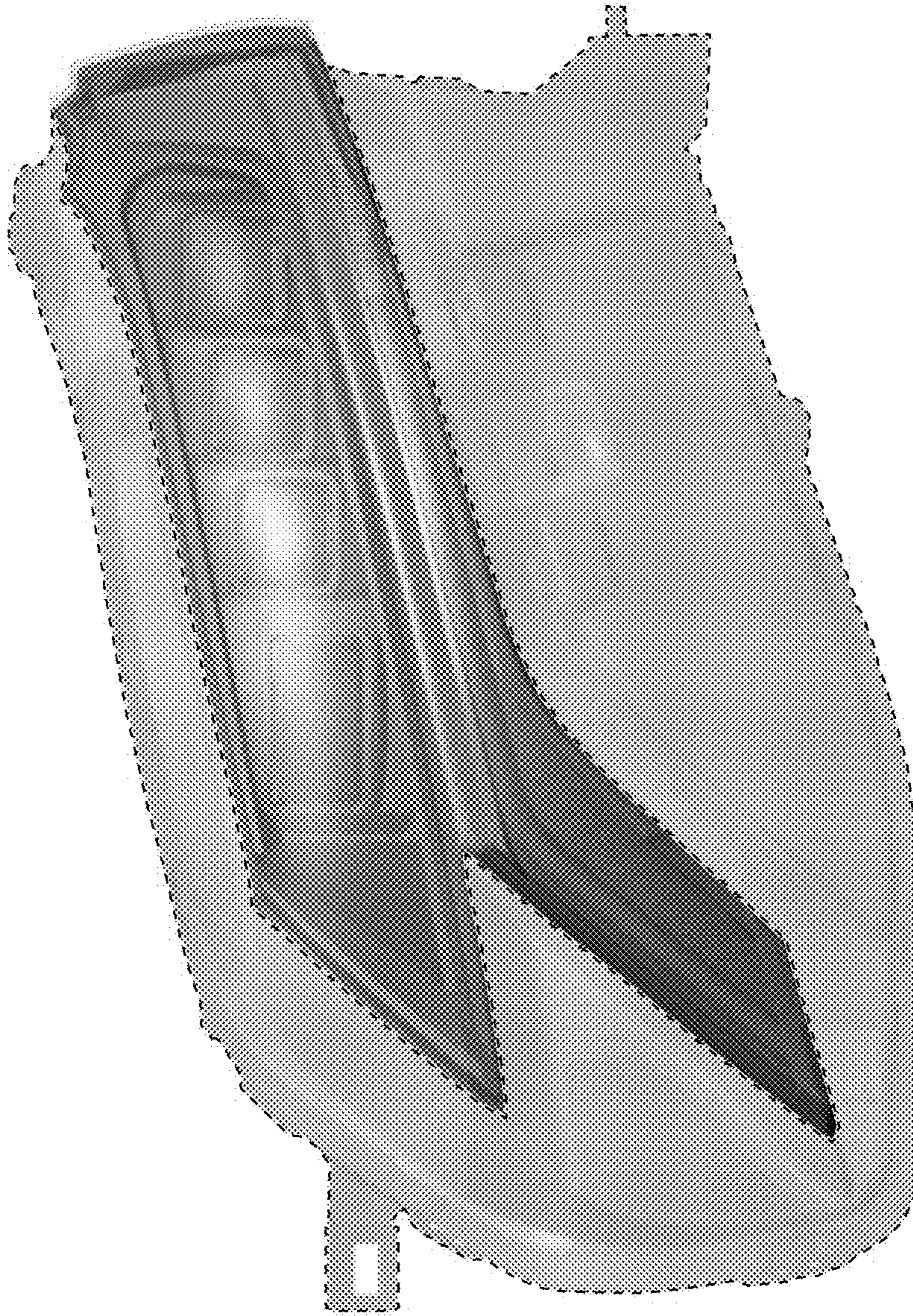


FIG. 5



FIG. 6