



US00D977126S

(12) **United States Design Patent** (10) **Patent No.:** **US D977,126 S**
Wu (45) **Date of Patent:** **** Jan. 31, 2023**

(54) **LIGHT THERAPY LAMP**

(71) Applicant: **Zijian Wu**, Shenzhen (CN)

(72) Inventor: **Zijian Wu**, Shenzhen (CN)

(**) Term: **15 Years**

(21) Appl. No.: **29/722,078**

(22) Filed: **Jan. 26, 2020**

(51) **LOC (14) Cl.** **28-03**

(52) **U.S. Cl.**
USPC **D24/210**

(58) **Field of Classification Search**
USPC D24/107, 186, 158, 231, 200, 209, 210;
D26/93, 104, 106, 120; D28/9; D14/341
CPC A61N 5/0616; A61N 5/0618; A61N
2005/0644; A61N 2005/0636; A61N
2005/0626; A61N 2005/0627; A61N
2005/0652; A61N 2005/0654; A61N
2005/0642; A61B 2018/00452; A61B
2018/1807

See application file for complete search history.

(56) **References Cited**

U.S. PATENT DOCUMENTS

D545,973 S * 7/2007 Powell D24/209
D794,629 S * 8/2017 Jiang D14/341
D816,666 S * 5/2018 Jiang D14/341
D893,039 S * 8/2020 Harmon D24/209
D899,612 S * 10/2020 Harmon D24/210
D912,837 S * 3/2021 Zhang D24/210

D928,376 S * 8/2021 Zhang D24/210
2014/0257439 A1 * 9/2014 Douglas A61N 5/0618
607/90
2020/0132282 A1 * 4/2020 Harmon A61N 5/0618

FOREIGN PATENT DOCUMENTS

EM 007189196-0001 * 1/2020

* cited by examiner

Primary Examiner — Anhdao Doan

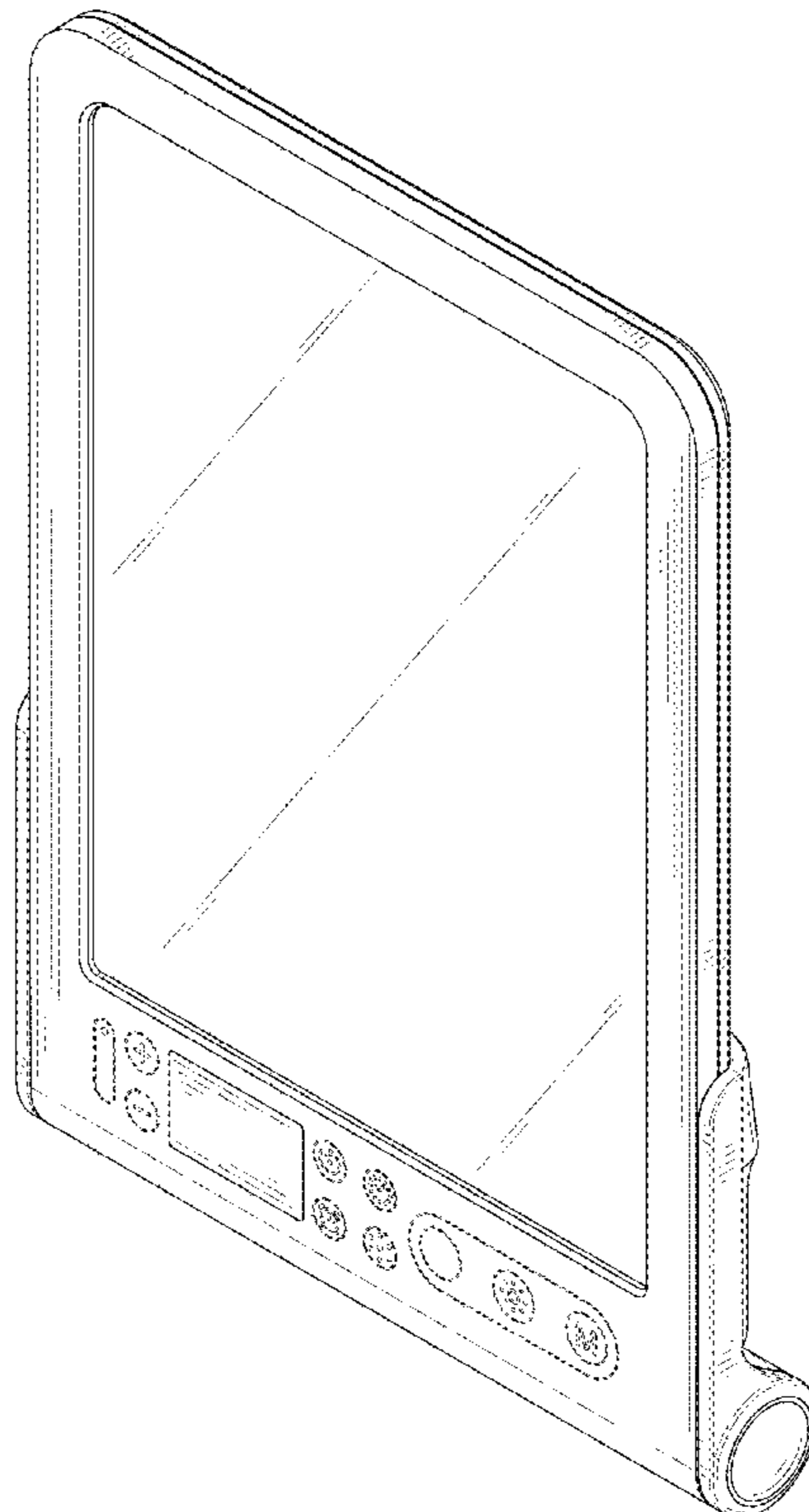
(57) **CLAIM**

The ornamental design for a light therapy lamp, as shown and described.

DESCRIPTION

FIG. 1 is a first perspective view of a light therapy lamp showing my new design;
FIG. 2 is a second perspective view thereof;
FIG. 3 is a front elevational view thereof;
FIG. 4 is a rear elevational view thereof;
FIG. 5 is a left elevational view thereof;
FIG. 6 is a right elevational view thereof;
FIG. 7 is a top plan view thereof;
FIG. 8 is a bottom plan view thereof;
FIG. 9 is a perspective view thereof in use condition; and,
FIG. 10 is another perspective view thereof in use condition.
The broken lines in the drawings illustrate portions of the light therapy lamp which form no part of the claimed design.

1 Claim, 10 Drawing Sheets



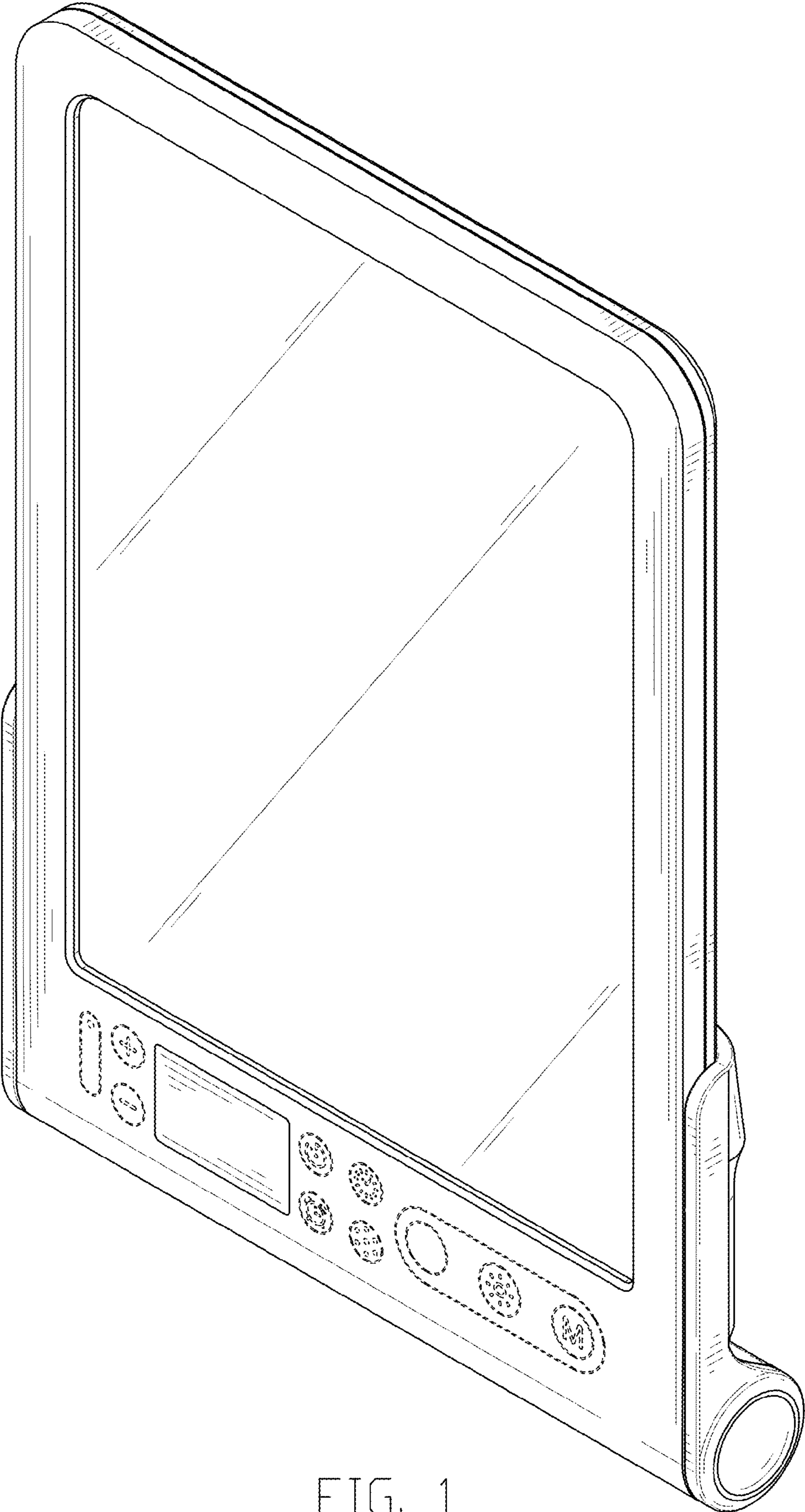


FIG. 1

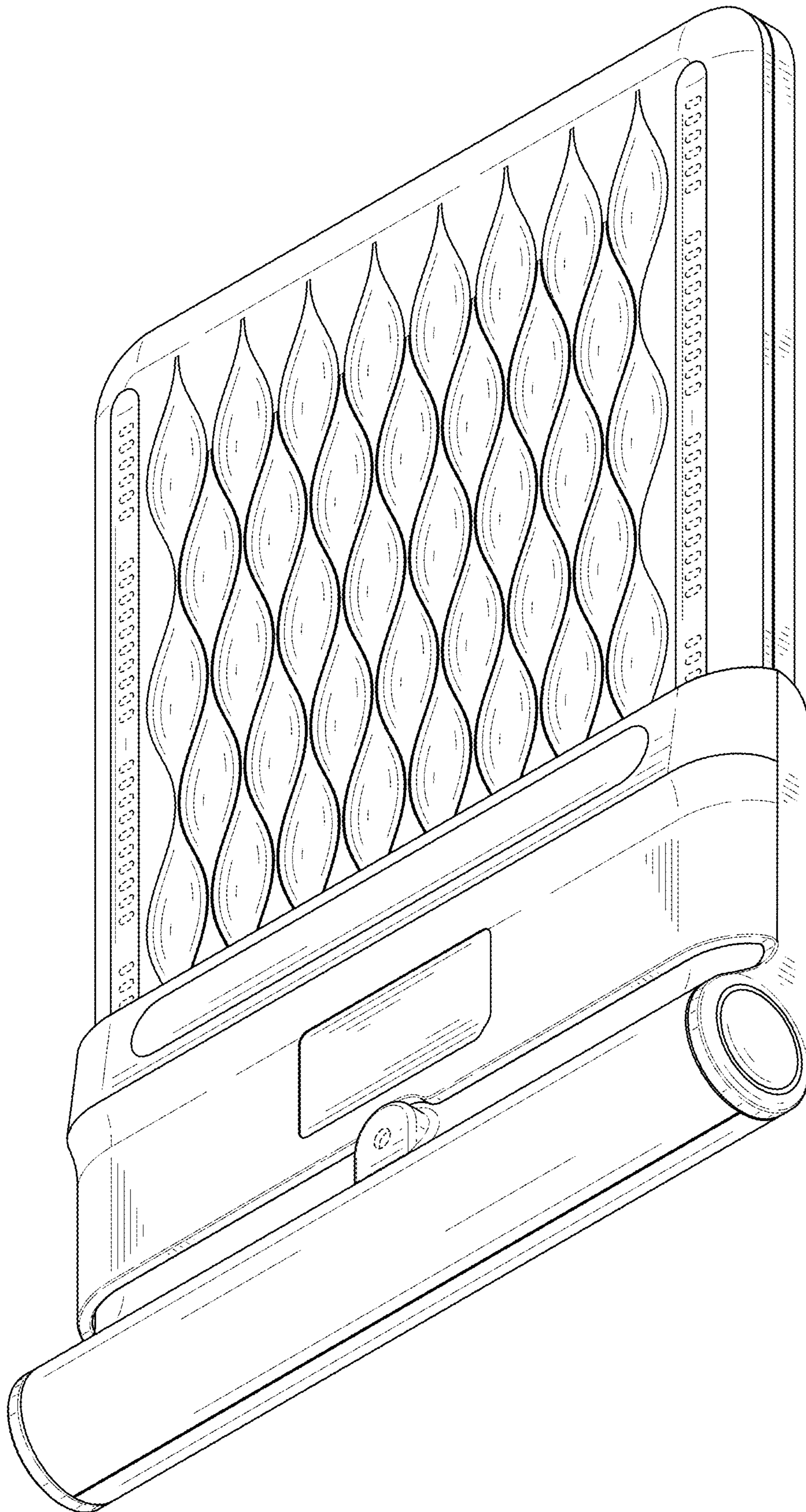


FIG. 2



FIG. 3

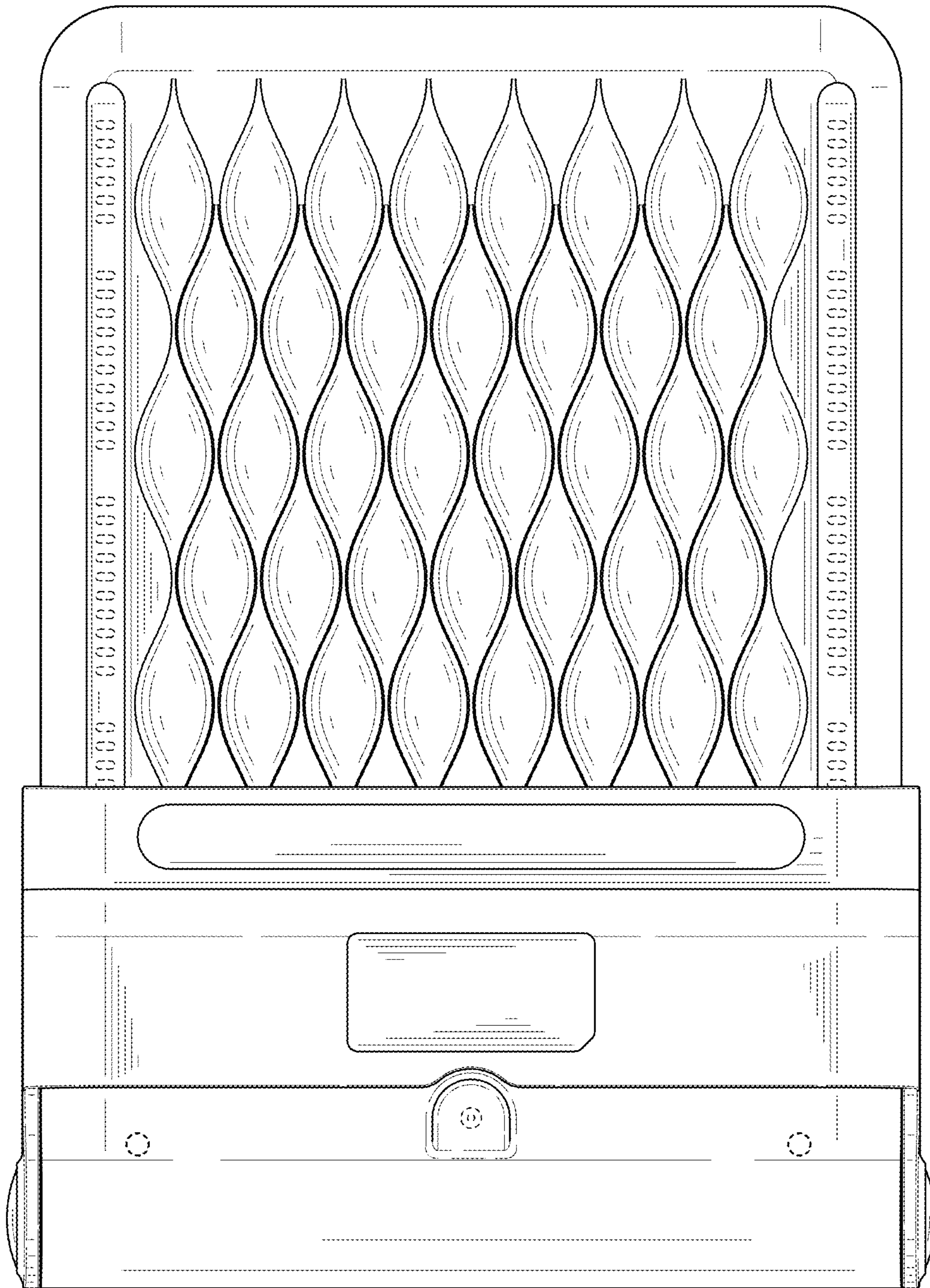


FIG. 4




FIG. 5




FIG. 6

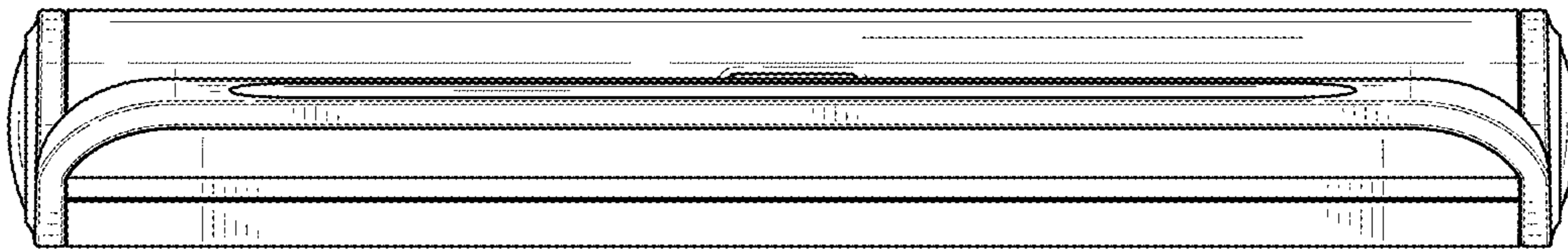


FIG. 7

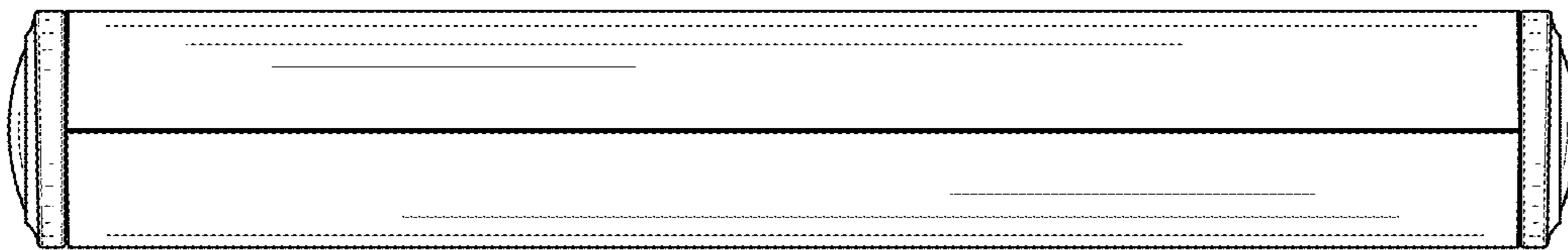


FIG. 8




FIG. 9

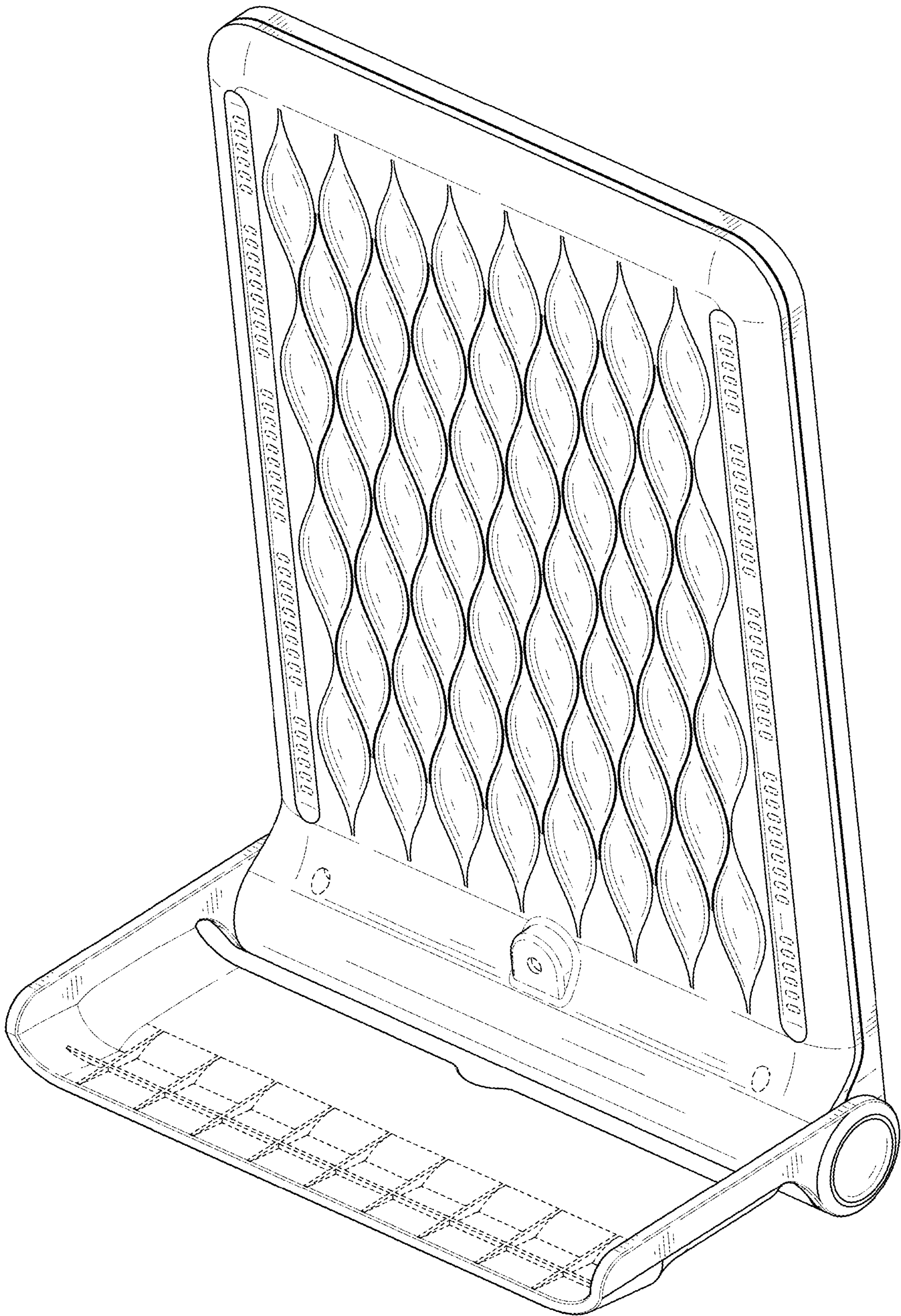


FIG. 10