



US00D977123S

(12) **United States Design Patent**
Chen

(10) **Patent No.:** **US D977,123 S**
(45) **Date of Patent:** **** Jan. 31, 2023**

(54) **TENS UNIT MUSCLE STIMULATOR**

(71) Applicant: **Changsha Yuwen Network Technology Co., Ltd.**, Changsha (CN)

(72) Inventor: **Junyuan Chen**, Changsha (CN)

(73) Assignee: **HAIKOU LILI INVESTMENT CO., LTD.**, Haikou (CN)

(**) Term: **15 Years**

(21) Appl. No.: **29/804,987**

(22) Filed: **Aug. 24, 2021**

(30) **Foreign Application Priority Data**

Aug. 18, 2021 (CN) 202130537615.9

(51) **LOC (14) Cl.** **24-01**

(52) **U.S. Cl.**
USPC **D24/200**

(58) **Field of Classification Search**

USPC D24/112–113, 127, 130, 133, 140,
D24/144–147, 170, 200, 206, 209,
D24/185–186, 165, 215; D14/344;
D13/110, 162, 164; D28/56–59, 7;
D8/61–62, 68–69, 71

CPC A61M 37/0076; A61M 37/0084; A61M
37/00; A61M 5/46; A61M 5/48; A61M
37/0092; A61M 5/482; A61M 5/2466;
Y10T 29/49826; A61H 19/30; A61H
19/32; A61H 19/34; A61H 19/40; A61H
19/44; A61H 19/50; A61H 19/00; A61H
2201/0153; A61H 2201/0207; A61H
2201/0263; A61H 2201/0111; A61H

(Continued)

(56) **References Cited**

U.S. PATENT DOCUMENTS

D716,963 S * 11/2014 Yosef D24/215
D740,807 S * 10/2015 Daniel D14/344

(Continued)

OTHER PUBLICATIONS

Omega Wireless Tens Unit, first available Dec. 23, 2020, amazon.com, [online], [site visited Oct. 31, 2022], Available from internet URL: <https://www.amazon.com/dp/B08R7QF7XG/> (Year: 2020).*

(Continued)

Primary Examiner — Samantha Q Lawrence

Assistant Examiner — Holly M Rodriguez

(74) *Attorney, Agent, or Firm* — IPro, PLLC

(57) **CLAIM**

The ornamental design for a TENS unit muscle stimulator, as shown and described.

DESCRIPTION

FIG. 1 is a front and right side perspective view of an ornamental design for a TENS unit muscle stimulator showing our new design;

FIG. 2 is a rear and left side perspective view of the TENS unit muscle stimulator;

FIG. 3 is a front view of the TENS unit muscle stimulator;

FIG. 4 is a rear view of the TENS unit muscle stimulator;

FIG. 5 is a left side view of the TENS unit muscle stimulator;

FIG. 6 is a right side view of the TENS unit muscle stimulator;

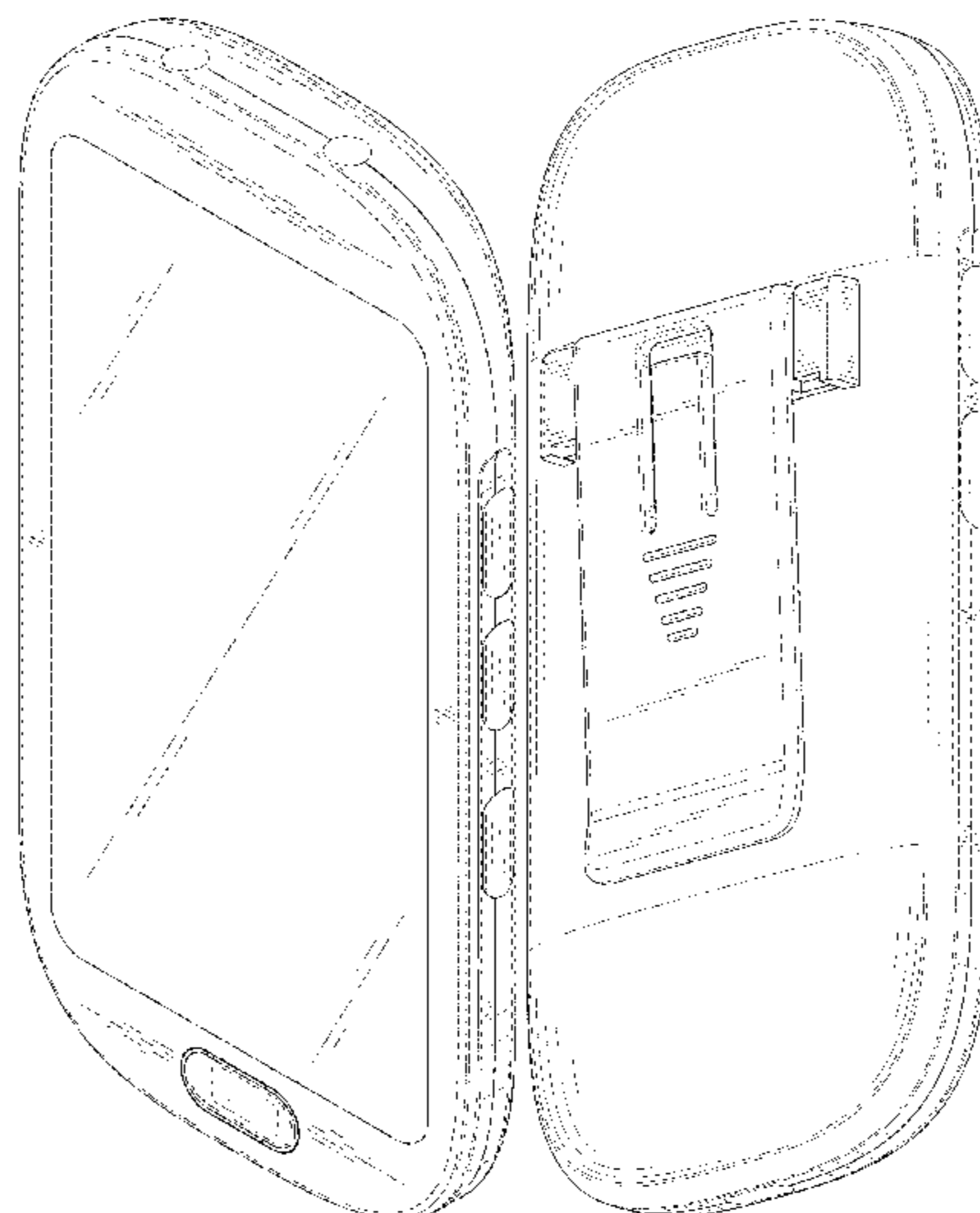
FIG. 7 is a top view of the TENS unit muscle stimulator; and,

FIG. 8 is a bottom view of the TENS unit muscle stimulator.

The broken lines in the drawings depict portions of the TENS unit muscle stimulator that form no part of the claimed design.

The oblique shading lines show a transparent or semi-transparent surface, and not surface ornamentation.

1 Claim, 8 Drawing Sheets



(58) **Field of Classification Search**

CPC 2201/1253; A61H 2205/082; A61H
2205/085; A61H 15/0085; A61N 1/36003;
A61N 1/36014; A61N 1/36017; A61N
1/36021; A61N 1/36; A61N 1/0456;
A61N 1/36071

See application file for complete search history.

(56) **References Cited**

U.S. PATENT DOCUMENTS

D788,312 S * 5/2017 Al-Ali A61B 5/6826
D24/186
D812,229 S * 3/2018 Al-Siddiq D24/167
D830,565 S * 10/2018 Xu D24/186
D907,222 S * 1/2021 Xu D24/200
D961,786 S * 8/2022 Chen D24/200
D963,871 S * 9/2022 Chen D24/200

OTHER PUBLICATIONS

Belifu Dual Channel Tens Unit Electro Muscle Stimulator, first available Mar. 11, 2019, amazon.com, [online], [site visited Oct. 31, 2022], Available from internet URL: <https://www.amazon.com/dp/B077F2RNSZ/> (Year: 2019).*

* cited by examiner




FIG. 1

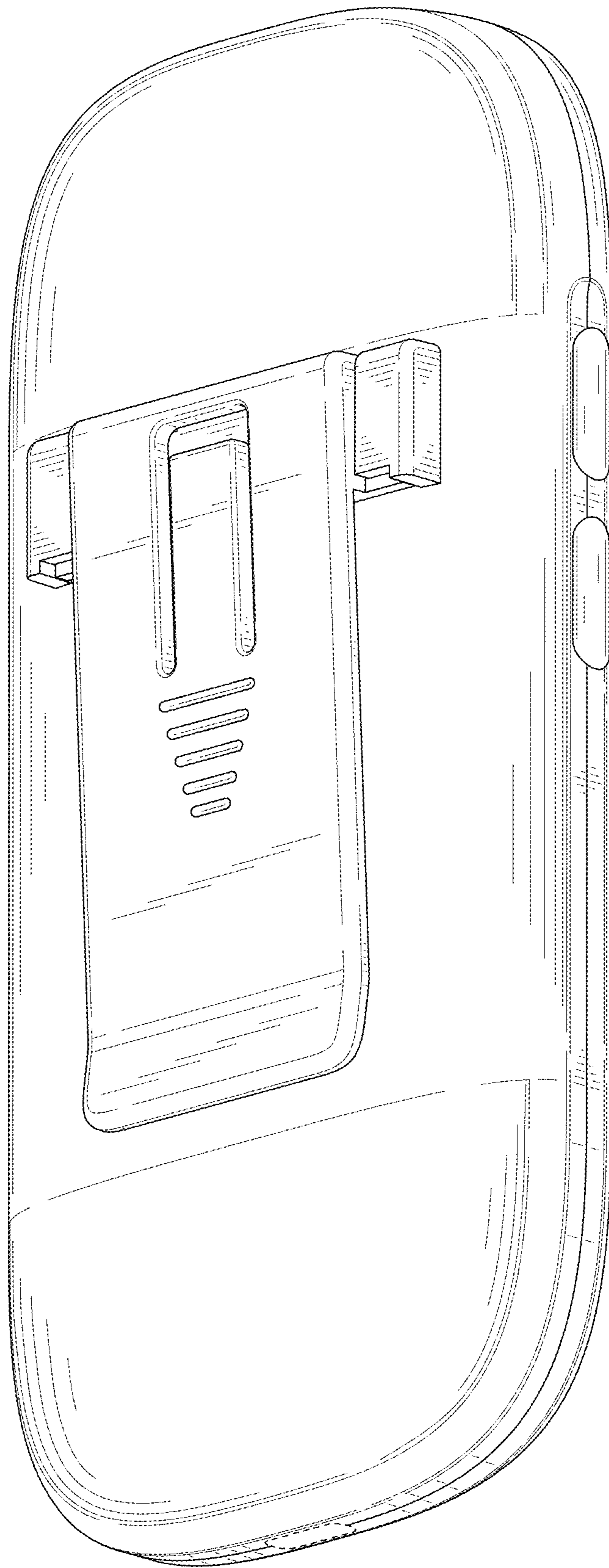


FIG. 2

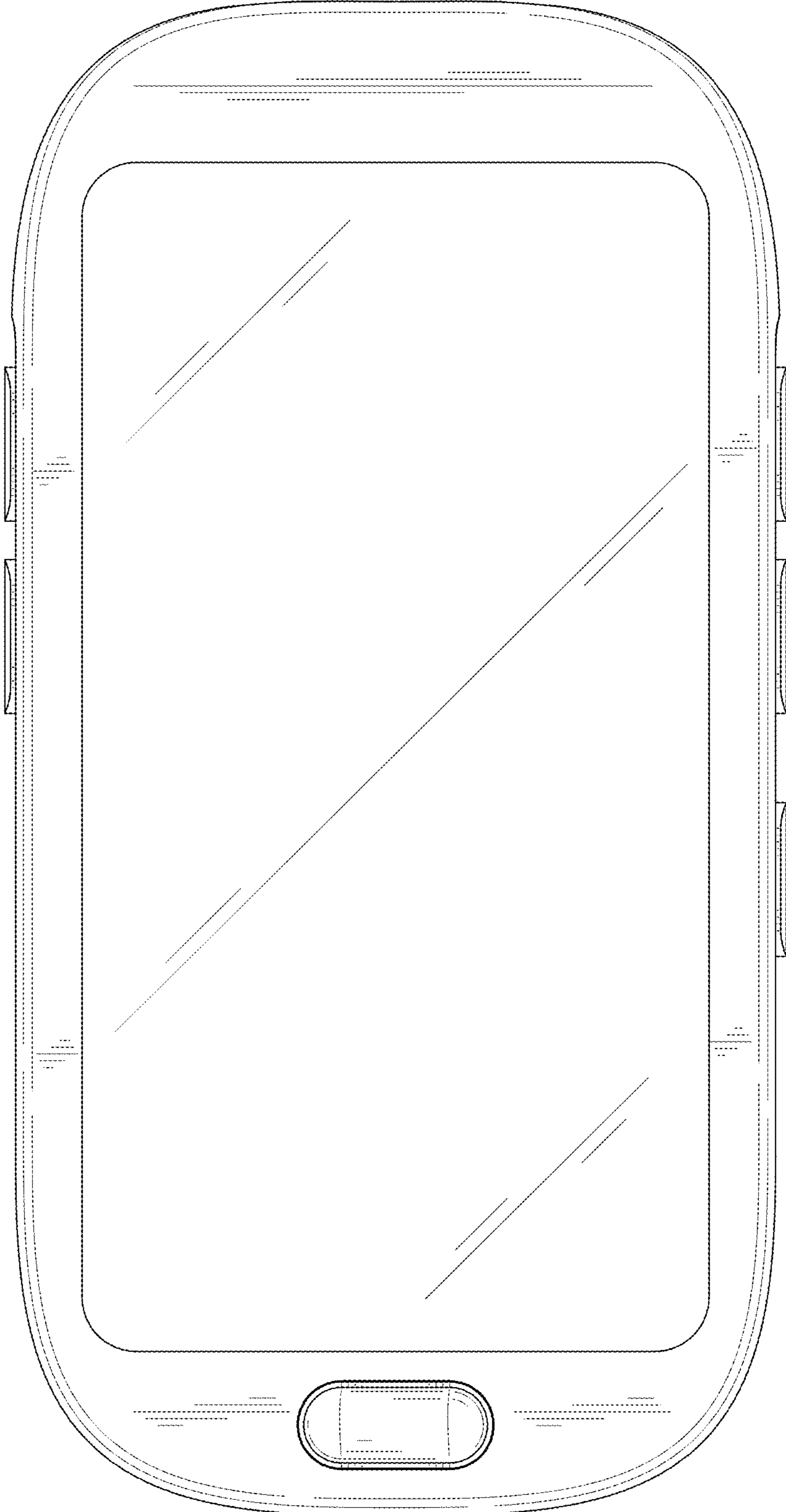


FIG. 3

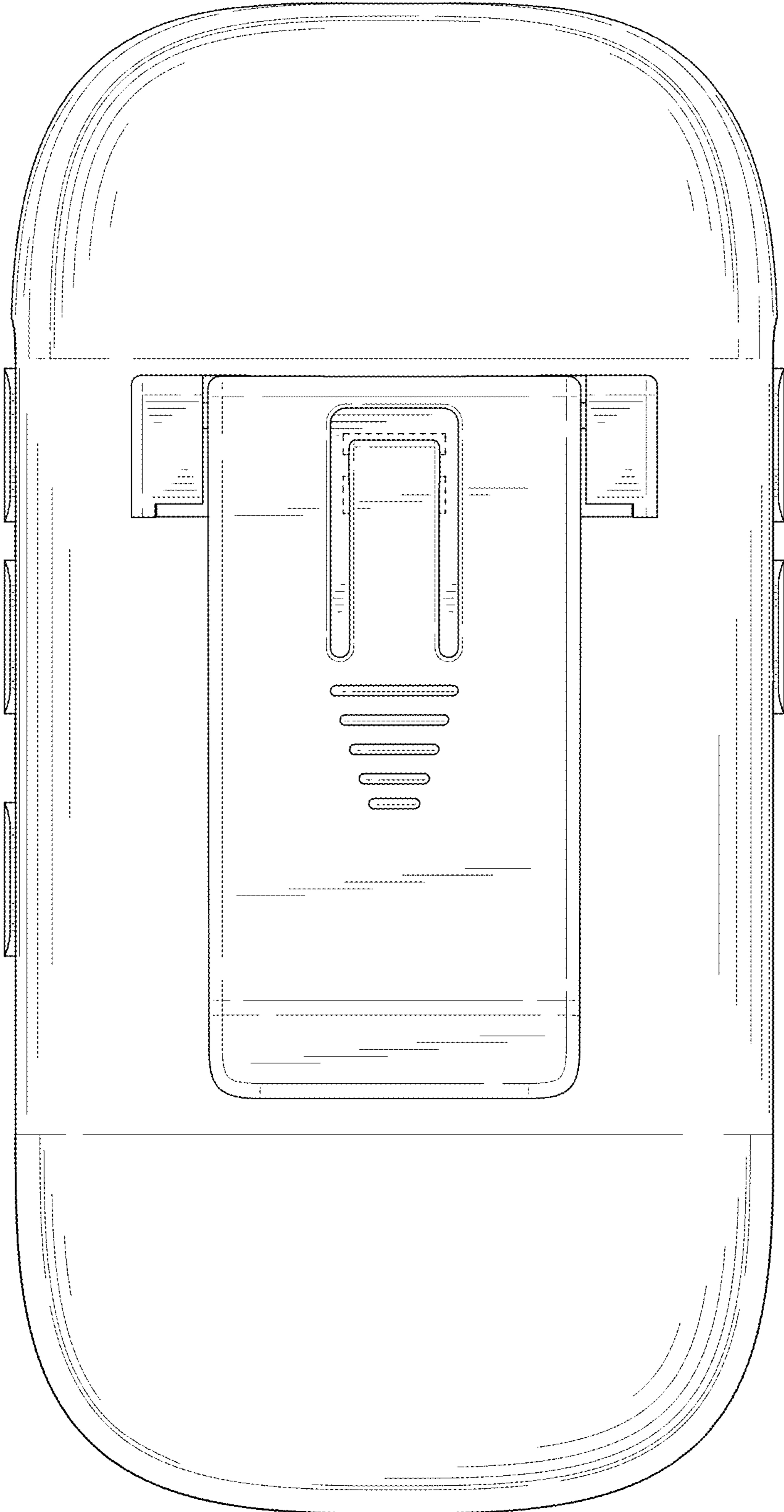


FIG. 4

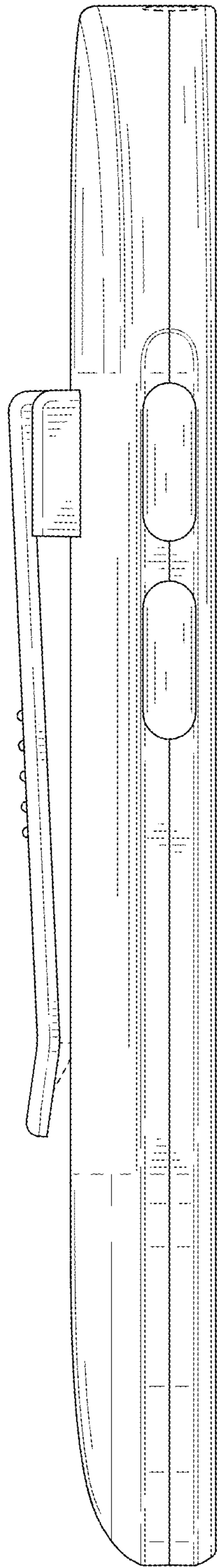


FIG. 5

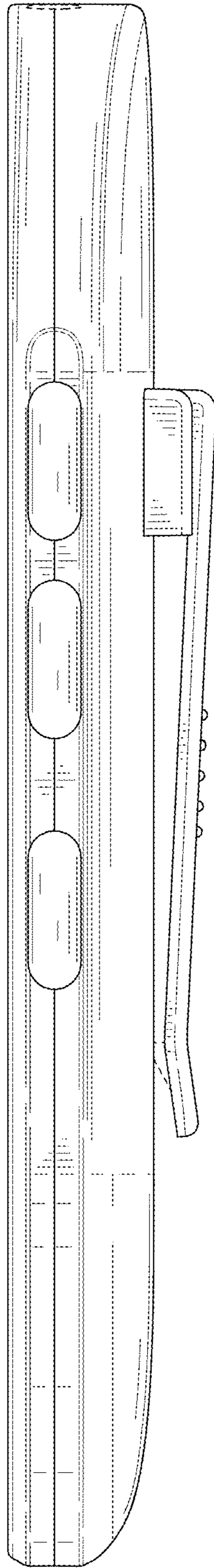


FIG. 6

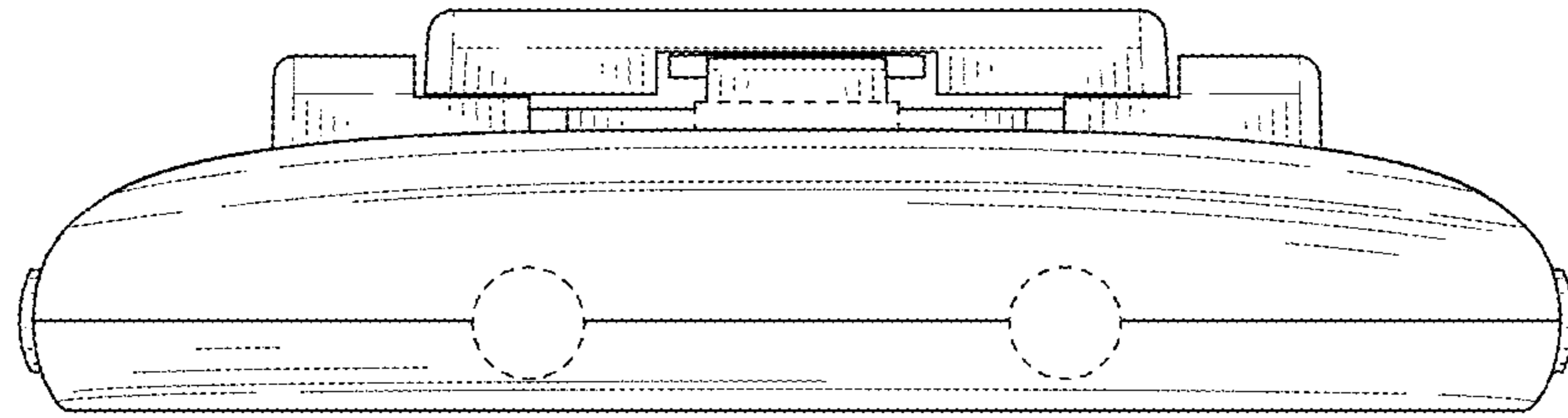


FIG. 7

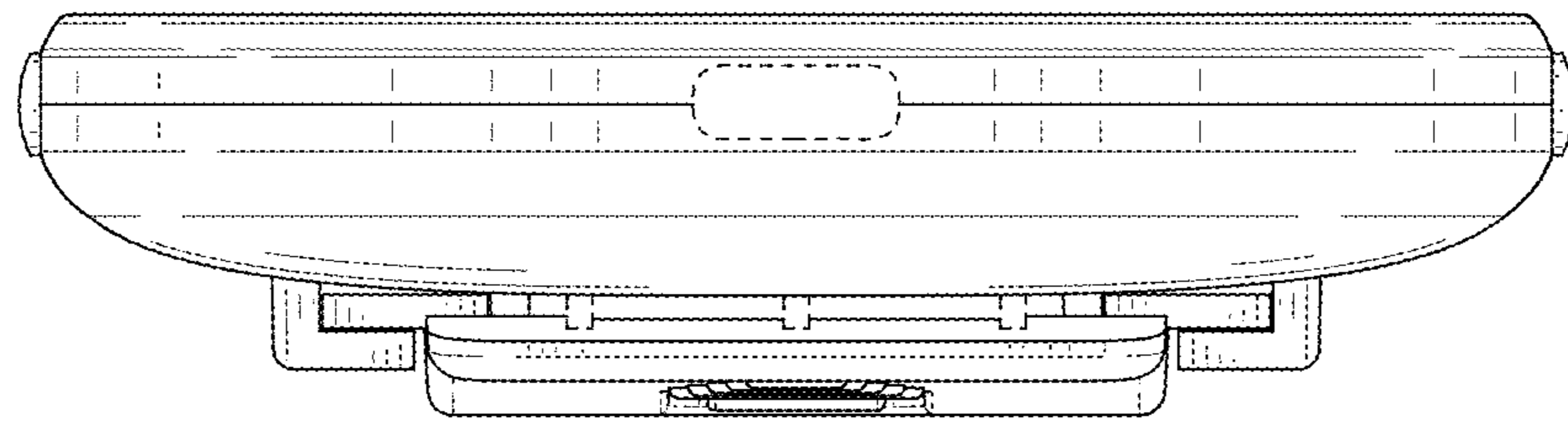


FIG. 8