



US00D977117S

(12) **United States Design Patent** (10) **Patent No.:** **US D977,117 S**  
**Whalen et al.** (45) **Date of Patent:** **\*\* Jan. 31, 2023**

- (54) **OVOIDAL PLATFORM OF A DAP UNWEIGHTING SYSTEM**
- (71) Applicant: **Boost Treadmills, LLC**, Palo Alto, CA (US)
- (72) Inventors: **Sean Tremaine Whalen**, Mountain View, CA (US); **Thomas Jack Waldo Allen**, Palo Alto, CA (US); **Robert Tremaine Whalen**, Los Altos, CA (US)
- (73) Assignee: **Boost Treadmills, LLC**, Palo Alto, CA (US)
- (\*\*) Term: **15 Years**
- (21) Appl. No.: **29/807,224**
- (22) Filed: **Sep. 9, 2021**
- (51) **LOC (14) Cl.** ..... **24-02**
- (52) **U.S. Cl.**  
USPC ..... **D24/188**; D21/686
- (58) **Field of Classification Search**  
USPC ..... D24/107, 152, 156, 176, 177, 178, 180, D24/181, 182, 209, 210, 201–205, 213, D24/188–192, 200, 206; D23/276, 277, D23/278, 280.1, 280.2, 280.3, 283; D21/686, 665, 696  
CPC ..... A61H 33/6005; A61H 33/6021; A61H 33/6089; A61H 33/6094; A61H 2035/004; A61H 35/006; A61H 35/00; A61H 3/008; A61H 3/04; A61F 7/0085; A63B 23/035  
See application file for complete search history.

- (56) **References Cited**  
U.S. PATENT DOCUMENTS  
4,023,219 A \* 5/1977 Shindler ..... A61G 10/005  
5/629  
D271,523 S \* 11/1983 Richburg ..... D23/277  
4,776,582 A \* 10/1988 Ramhorst  
D317,650 S \* 6/1991 Soder ..... D24/202  
D326,720 S \* 6/1992 Garrison ..... D24/202  
(Continued)

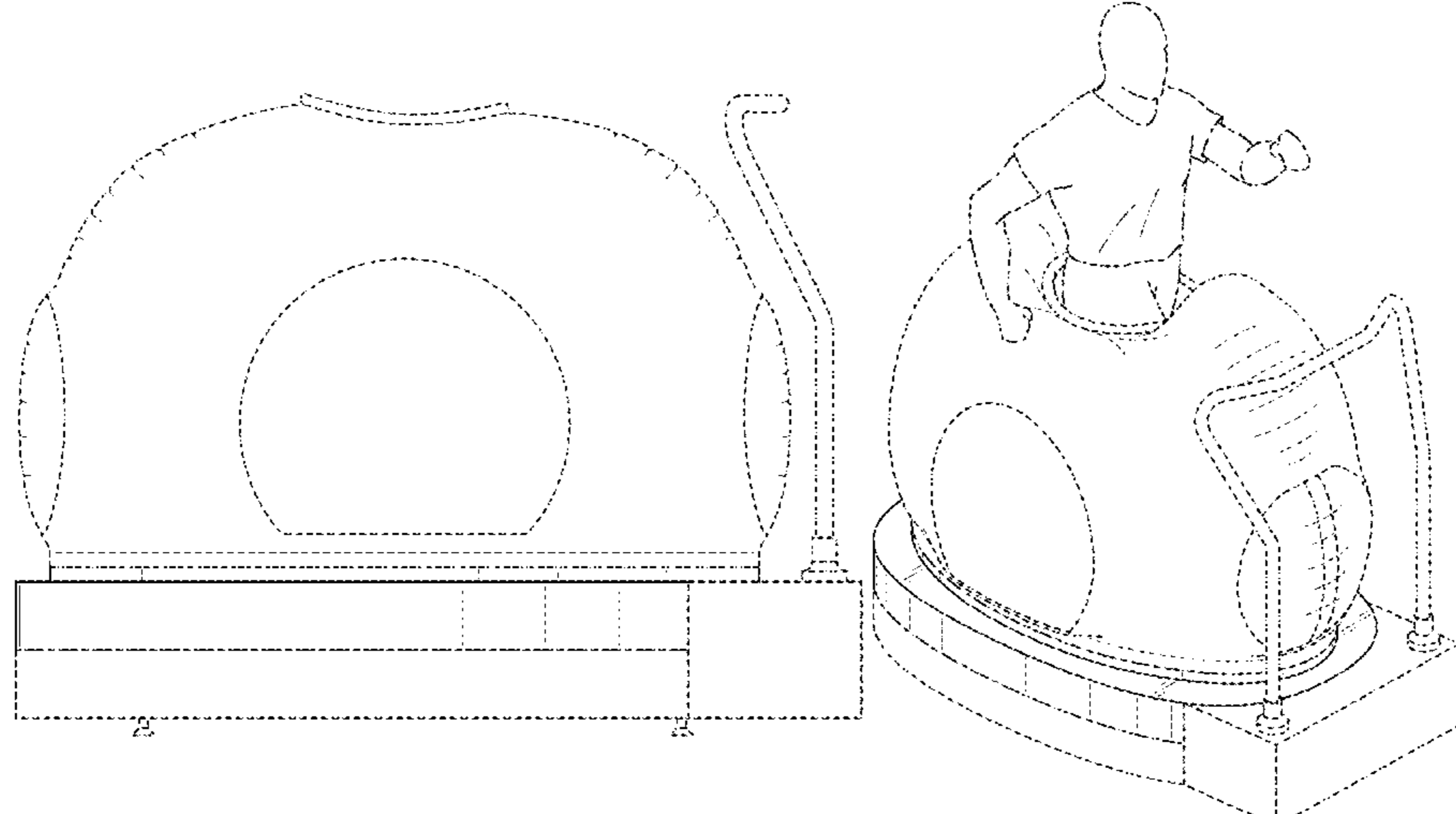
FOREIGN PATENT DOCUMENTS  
CN 104800047 A 7/2015  
JP 2001112686 A 4/2001  
(Continued)

OTHER PUBLICATIONS  
Showa Denki Taiwan, “**てらすウォーカー**,  
**取扱説明書・注意書**” (“Terasu Walker, Instruction Manual”), May 14, 2015, Taiwan.  
(Continued)  
*Primary Examiner* — T Chase Nelson  
*Assistant Examiner* — Kelly L Gross  
(74) *Attorney, Agent, or Firm* — KandareIP, LLC;  
Anthony Kandare

(57) **CLAIM**  
The ornamental design for an ovoidal platform of a DAP unweighting system, as shown and described.

**DESCRIPTION**  
FIG. 1 is a front perspective view of an ovoidal platform of a DAP unweighting system showing my new design;  
FIG. 2 is a front view thereof;  
FIG. 3 is a rear view thereof;  
FIG. 4 is a right side view thereof;  
FIG. 5 is a left side view thereof;  
FIG. 6 is a top view thereof; and,  
FIG. 7 is a front perspective view thereof depicted with an example user in a usage condition.  
The broken lines immediately adjacent to the shaded area define bounds of the claimed design and form no part thereof. The broken line showing of the remainder of the differential air pressure unweighting system and of the example user form no part of the claimed design.

**1 Claim, 7 Drawing Sheets**



(56)

References Cited

U.S. PATENT DOCUMENTS

5,207,622 A 5/1993 Wilkinson et al.  
 5,645,578 A \* 7/1997 Daffer ..... A61M 21/0094  
 600/27  
 D384,416 S \* 9/1997 Daffer ..... D24/203  
 D413,388 S \* 8/1999 Daffer ..... D24/202  
 D433,144 S \* 10/2000 Park ..... D24/203  
 6,231,486 B1 \* 5/2001 Lee ..... A63B 21/154  
 482/102  
 D453,834 S \* 2/2002 Daffer ..... A61M 21/0094  
 D24/202  
 D470,945 S \* 2/2003 Daffer ..... D24/203  
 D491,669 S \* 6/2004 Daffer ..... D24/202  
 D495,384 S 8/2004 Rolfes  
 D497,961 S 11/2004 Rolfes  
 D539,431 S \* 3/2007 Daffer ..... D24/201  
 D541,423 S \* 4/2007 Gay ..... D24/202  
 D559,924 S \* 1/2008 Wu ..... D21/662  
 D571,416 S \* 6/2008 Wu ..... D21/662  
 D585,505 S \* 1/2009 Wu ..... D21/662  
 D585,995 S \* 2/2009 Sinka ..... D24/202  
 D586,867 S \* 2/2009 Wu ..... D21/662  
 D591,366 S \* 4/2009 Decommer ..... D21/662  
 D591,804 S \* 5/2009 Tsuchida ..... D21/662  
 D612,897 S \* 3/2010 Lamont ..... D21/686  
 7,762,930 B2 7/2010 Egger  
 7,837,597 B2 11/2010 Reyes et al.  
 D634,377 S \* 3/2011 Byle ..... D21/686  
 8,075,453 B1 12/2011 Wilkinson  
 8,464,716 B2 6/2013 Kuehne et al.  
 D686,332 S \* 7/2013 Suri ..... A63B 22/02  
 D24/204  
 D695,367 S \* 12/2013 Lovegrove ..... D21/671  
 D695,856 S 12/2013 Jacobs et al.  
 8,840,572 B2 9/2014 Whalen et al.  
 D717,381 S \* 11/2014 Orenstein ..... D21/671  
 8,900,098 B2 12/2014 Egan  
 D726,845 S 4/2015 Hubler et al.  
 D728,045 S 4/2015 Hubler et al.  
 D732,177 S \* 6/2015 Lee ..... D24/203  
 D732,178 S \* 6/2015 Lee ..... D24/203  
 D734,862 S \* 7/2015 Lee ..... D24/203  
 D739,902 S 9/2015 Hubler et al.  
 D739,949 S \* 9/2015 Lee ..... D24/203  
 D745,692 S \* 12/2015 Oh ..... D24/203  
 9,272,175 B2 3/2016 Egan

D753,777 S \* 4/2016 Radtke ..... D21/686  
 D776,212 S \* 1/2017 Nicholas ..... D21/686  
 9,642,764 B2 5/2017 Kuehne et al.  
 D797,195 S \* 9/2017 Stack ..... D21/314  
 D807,445 S \* 1/2018 Gettle ..... D21/686  
 10,004,056 B2 6/2018 Whalen et al.  
 D830,482 S \* 10/2018 Rasmussen ..... D21/686  
 D843,504 S \* 3/2019 Wu ..... D21/670  
 D848,553 S \* 5/2019 Noback ..... D21/686  
 D852,290 S \* 6/2019 Noback ..... D21/686  
 D871,605 S \* 12/2019 Kang ..... D24/232  
 D875,192 S \* 2/2020 Ci ..... D21/686  
 D879,316 S \* 3/2020 Ullman ..... D24/163  
 D884,094 S \* 5/2020 Huneau ..... D21/686  
 D889,675 S \* 7/2020 Taylor ..... D24/205  
 D901,105 S \* 11/2020 Bae ..... D30/108  
 10,843,036 B2 11/2020 Bayerlein et al.  
 D914,230 S \* 3/2021 Kaffka ..... D24/216  
 D915,529 S 4/2021 Johnson et al.  
 D916,216 S \* 4/2021 Chin ..... D21/686  
 D921,134 S \* 6/2021 Jaquish ..... D21/686  
 D936,851 S \* 11/2021 Janicki ..... D24/202  
 2005/0164849 A1 \* 7/2005 Saikawa ..... A63B 22/14  
 482/92  
 2014/0194252 A1 7/2014 Arimoto et al.  
 2015/0378239 A1 12/2015 Zhou et al.  
 2015/0379239 A1 \* 12/2015 Basta ..... A63B 22/02  
 434/247  
 2016/0271012 A1 \* 9/2016 Xu ..... A61H 33/6021  
 2017/0128769 A1 5/2017 Long et al.  
 2019/0392939 A1 12/2019 Basta et al.  
 2020/0384309 A1 12/2020 Long et al.  
 2021/0187348 A1 6/2021 Phillips et al.

FOREIGN PATENT DOCUMENTS

JP 2002360644 A 12/2002  
 JP D1395000 8/2010

OTHER PUBLICATIONS

Showa Denki Taiwan, "Showa For Medical", Oct. 16, 2014, Taiwan.  
 Federal Laboratory Consortium for Technology Transfer, Newslink,  
 "Assistive Technology 'Miracles' at VA Centers of Excellence," vol.  
 15, No. 12, Nov. 1999.

\* cited by examiner

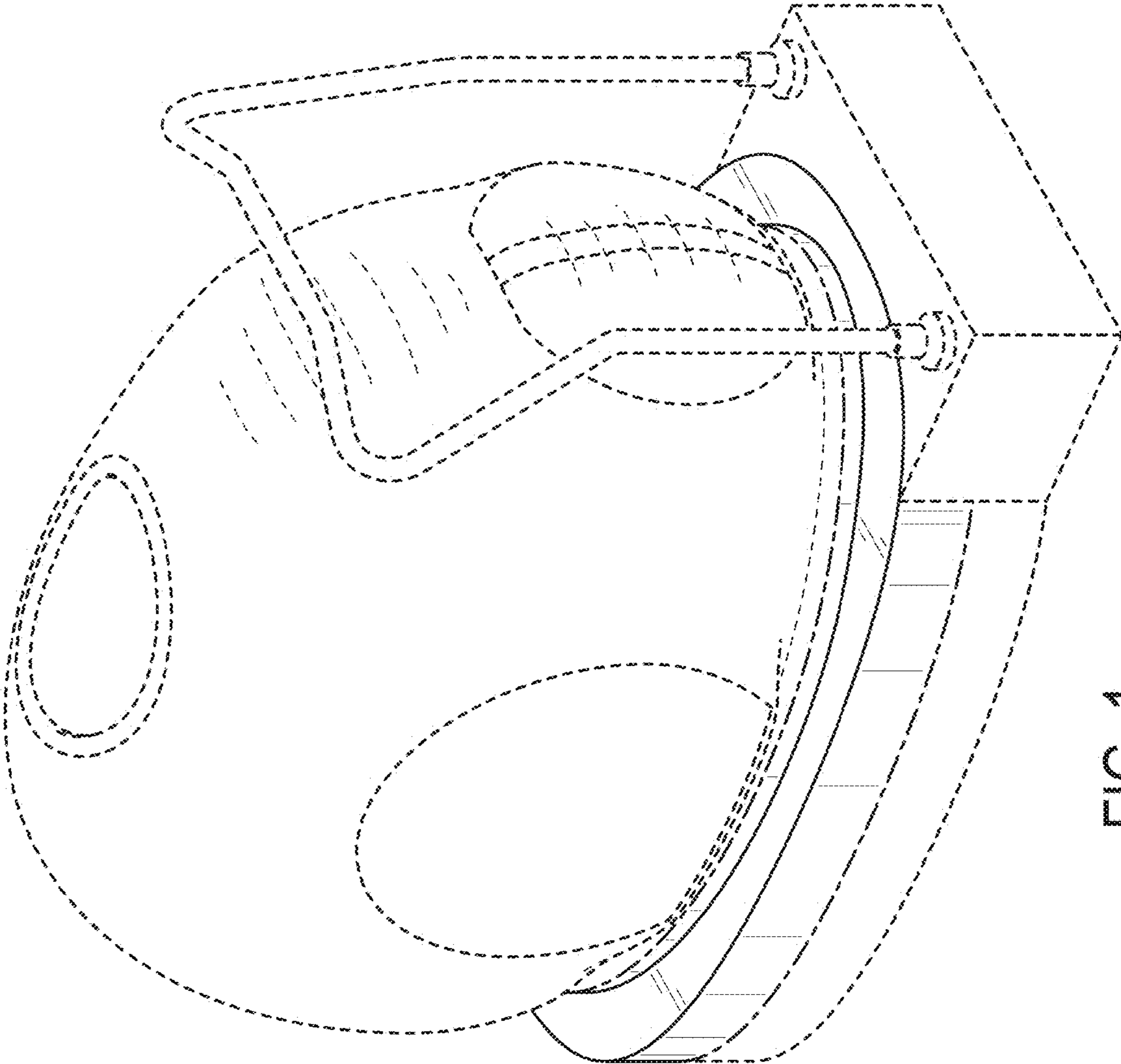


FIG. 1

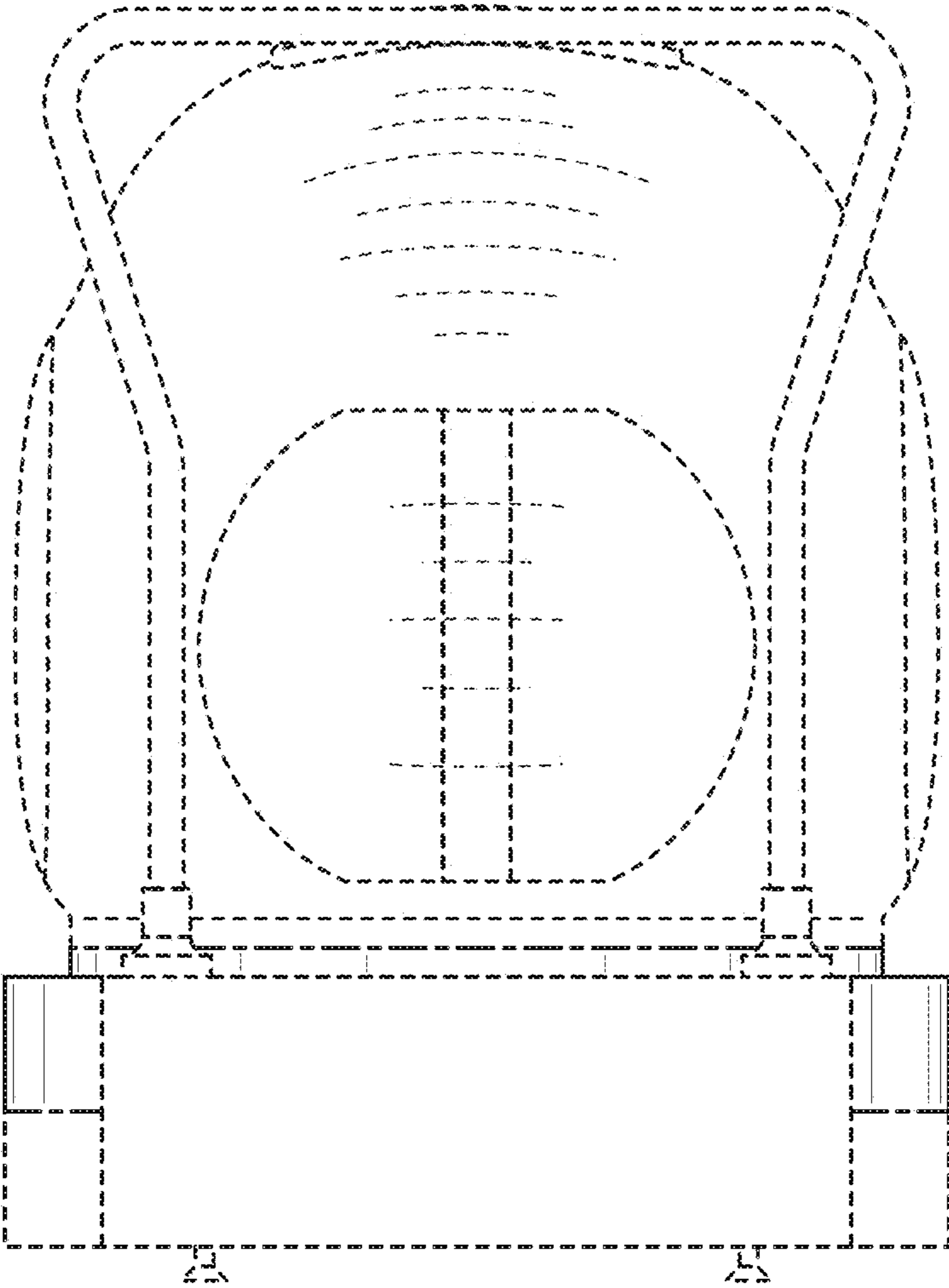


FIG. 2

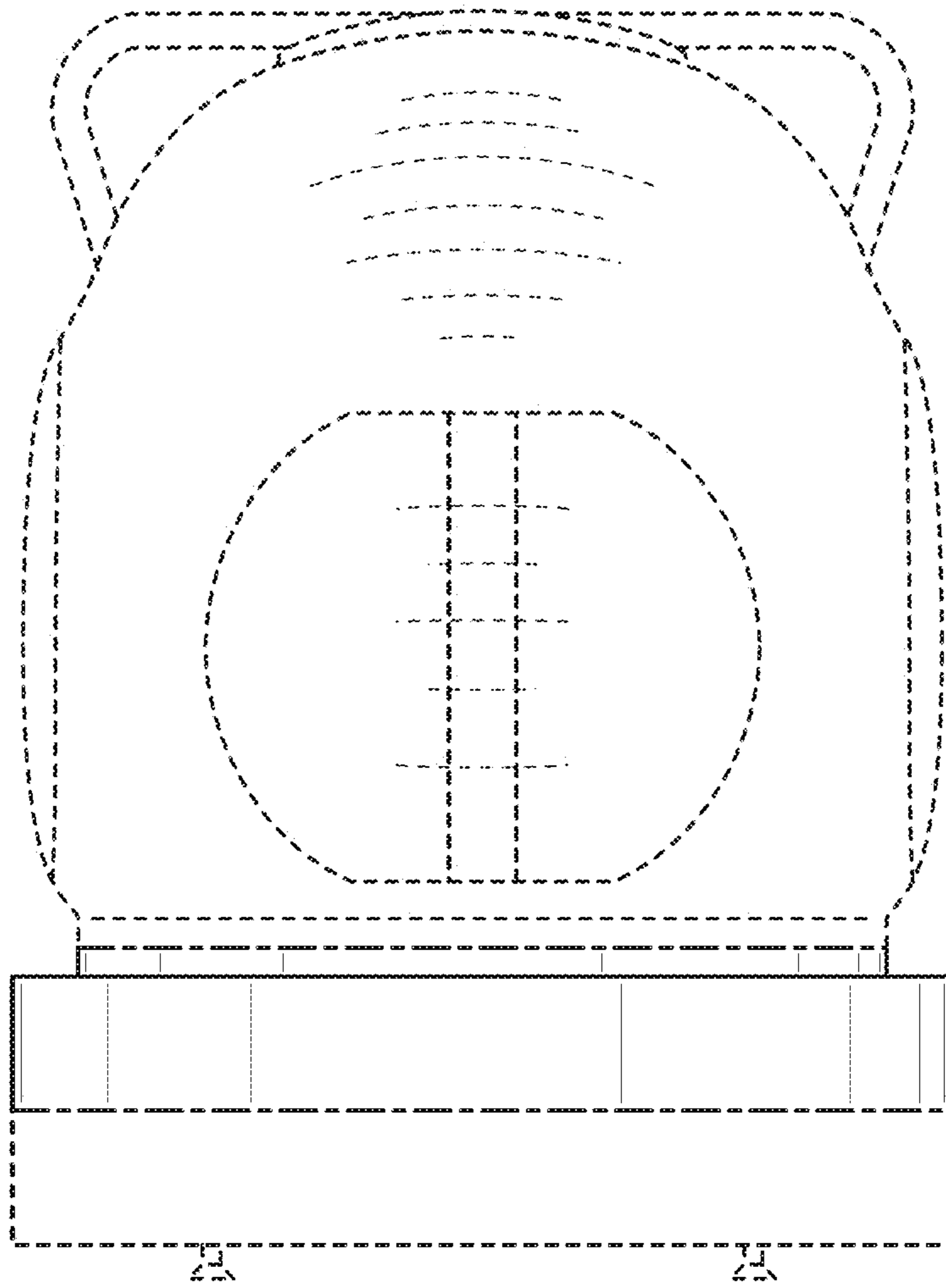


FIG. 3

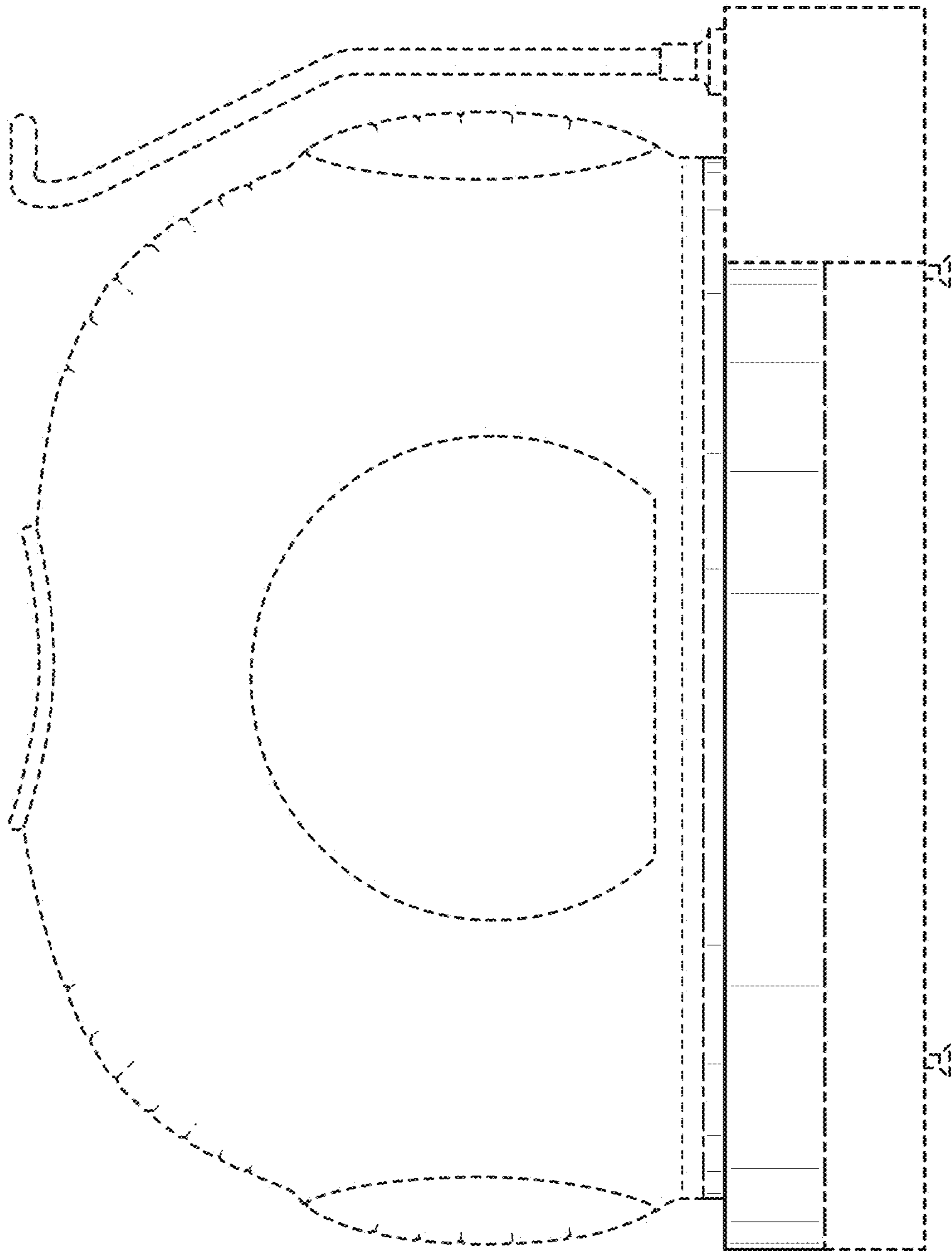


FIG. 4

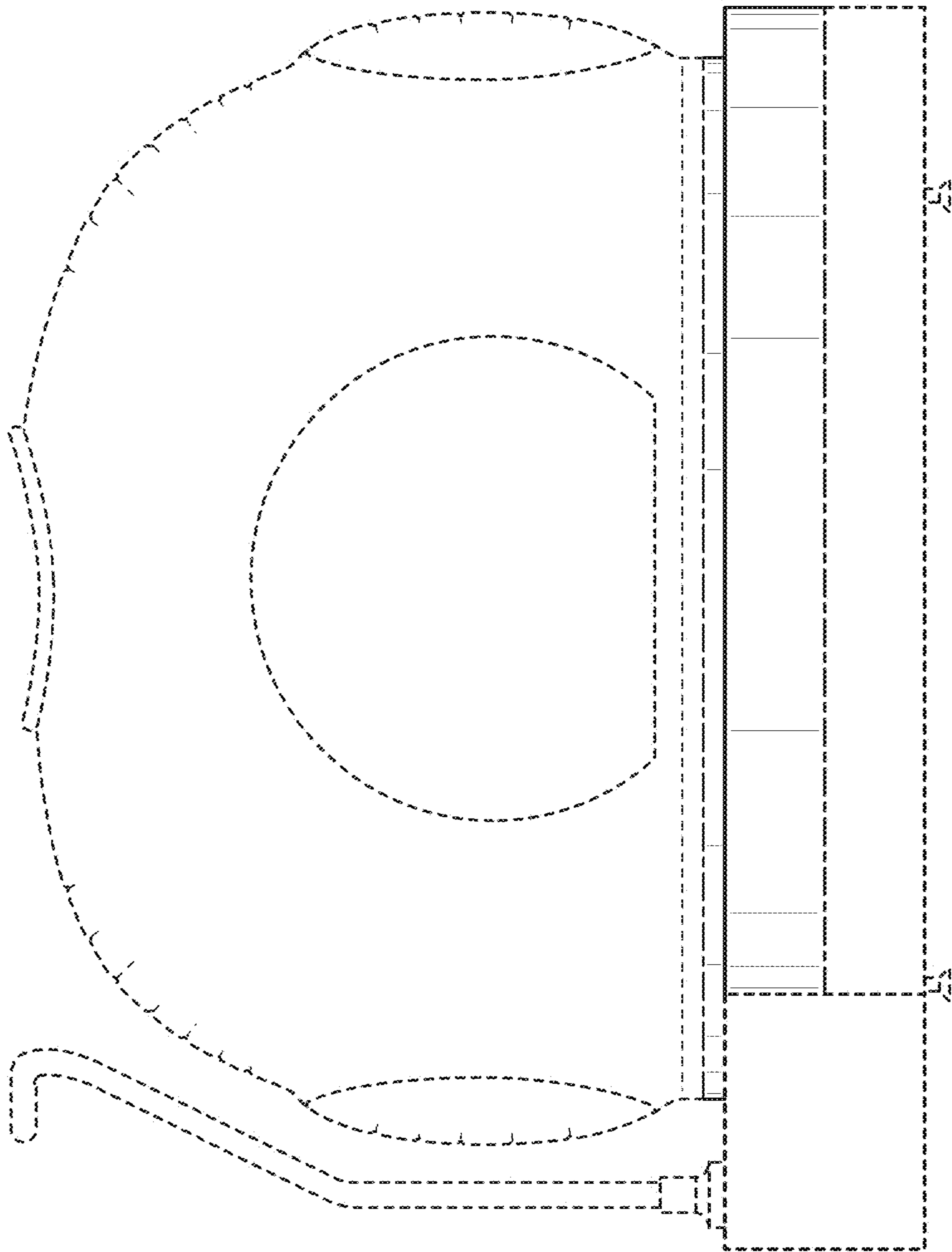


FIG. 5

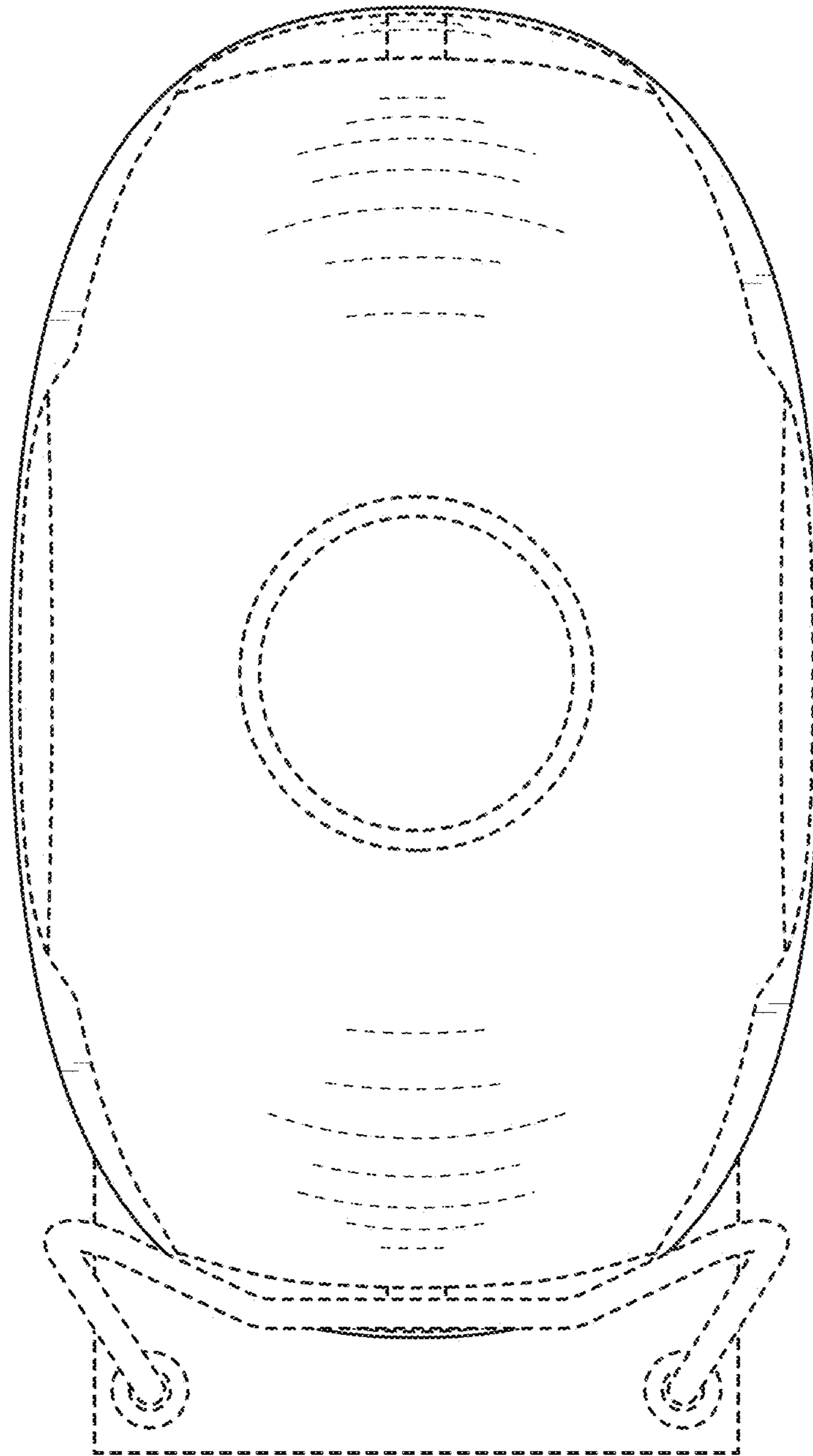


FIG. 6



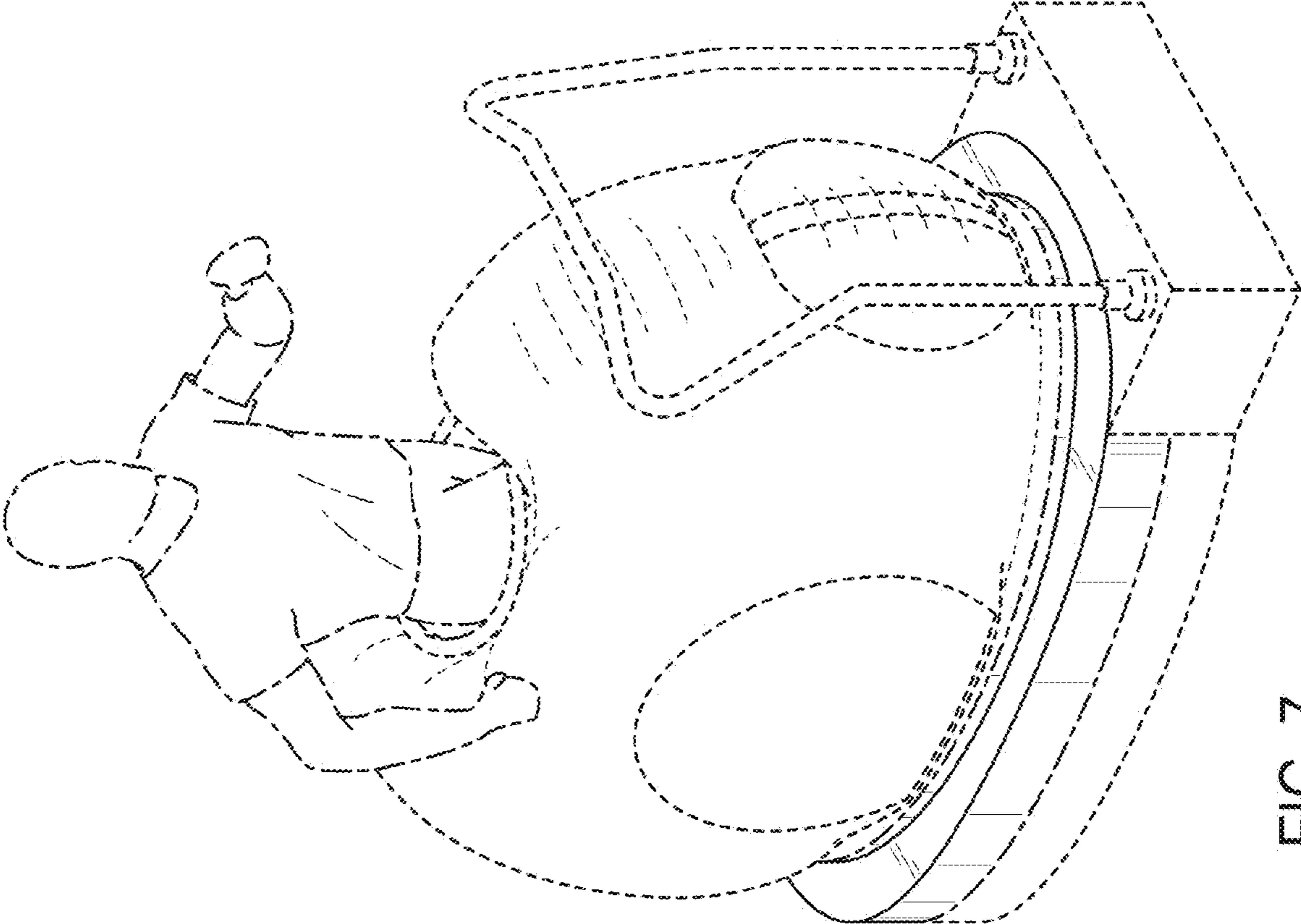


FIG. 7