



US00D977109S

(12) **United States Design Patent**
Ghodsi et al.

(10) **Patent No.:** **US D977,109 S**
(45) **Date of Patent:** **** Jan. 31, 2023**

(54) **CRIB ASSEMBLY FOR A PATIENT SUPPORT**

FOREIGN PATENT DOCUMENTS

(71) Applicant: **Stryker Corporation**, Kalamazoo, MI (US)

CN 2251310 Y 4/1997
CN 202130580505.0 * 12/2021

(Continued)

(72) Inventors: **Seyed Behrad Ghodsi**, Paw Paw, MI (US); **Justin Jon Raymond**, Jackson, MI (US)

OTHER PUBLICATIONS

(73) Assignee: **Stryker Corporation**, Kalamazoo, MI (US)

Purple® Harmony 6.5" Standard Pillow—Oct. 31, 12900. Online, published date unknown. Retrieved on Jan. 2, 2022 from URL: <https://www.johnvschultz.com/product/purple-harmony-65-standard-pillow-10-31-12900-699913>.*

(**) Term: **15 Years**

(Continued)

(21) Appl. No.: **29/727,161**

Primary Examiner — Omeed Agilee

(22) Filed: **Mar. 9, 2020**

(74) *Attorney, Agent, or Firm* — Howard & Howard Attorneys PLLC

Related U.S. Application Data

(63) Continuation of application No. 29/664,886, filed on Sep. 28, 2018, now Pat. No. Des. 879,966, and a continuation of application No. 29/664,884, filed on Sep. 28, 2018, now Pat. No. Des. 877,915, and a continuation of application No. 29/664,890, filed on Sep. 28, 2018, now Pat. No. Des. 901,940, and a continuation of application No. 29/664,888, filed on Sep. 28, 2018, now Pat. No. Des. 888,964.

(57) **CLAIM**

The ornamental design for a crib assembly for a patient support, as shown and described.

(51) **LOC (14) Cl.** **24-02**

(52) **U.S. Cl.**
USPC **D24/184**

(58) **Field of Classification Search**
USPC D24/177, 183–185, 200, 206–208, 211, D24/215; D6/596, 601, 604, 606, 716.4
CPC A61G 13/0054; A61G 7/103
See application file for complete search history.

DESCRIPTION

FIG. 1 is a top view of a crib assembly for a patient support showing our new design.

FIG. 2 is a bottom view of the crib assembly for a patient support of FIG. 1.

FIG. 3 is a right side view of the crib assembly for a patient support of FIG. 1.

FIG. 4 is a left side view of the crib assembly for a patient support of FIG. 1.

FIG. 5 is a top front, perspective view of the crib assembly for a patient support of FIG. 1; and,

FIG. 6 is a rear view of the crib assembly for a patient support of FIG. 1.

The broken lines in FIGS. 1 through 6 illustrate portions of the crib assembly for a patient support that form no part of the claimed design.

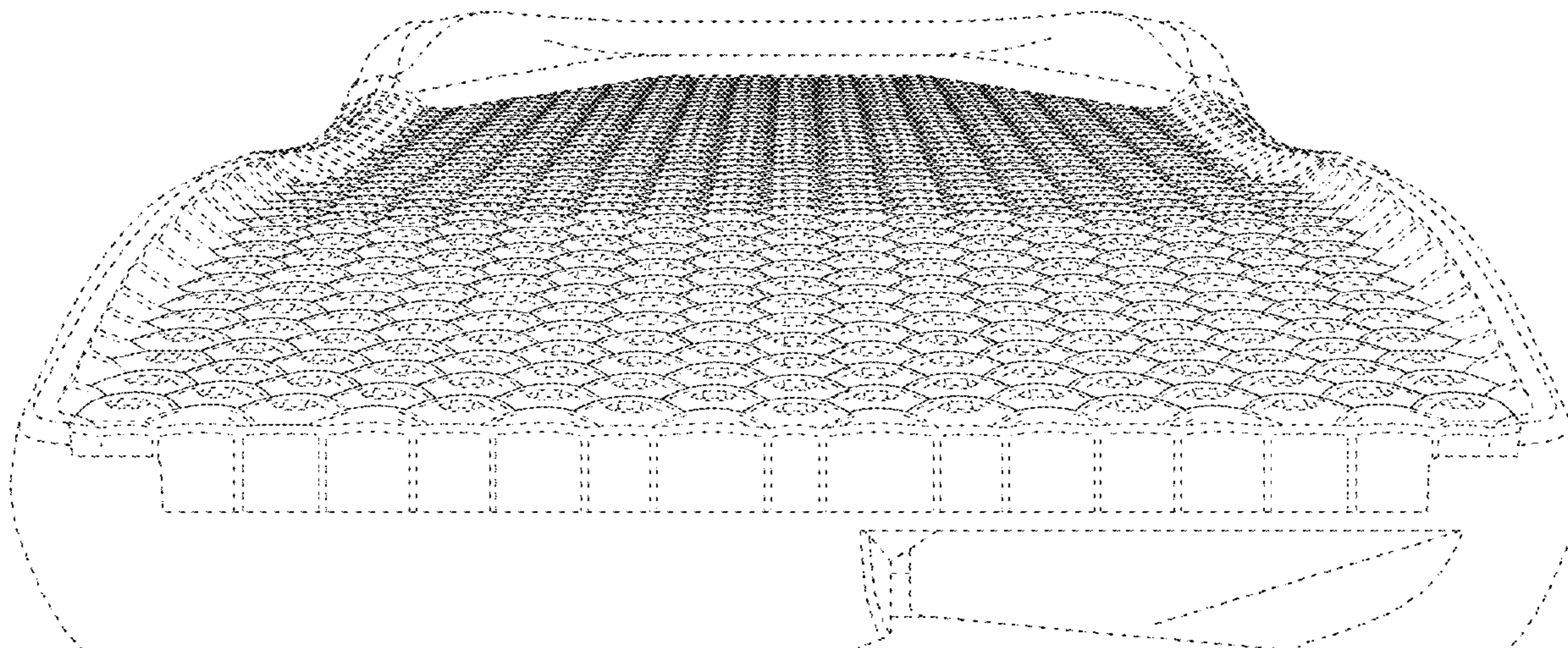
(56) **References Cited**

U.S. PATENT DOCUMENTS

1,235,669 A 8/1917 Eggers
D202,541 S * 10/1965 Borrelli D6/392
3,254,348 A 6/1966 Addario

(Continued)

1 Claim, 4 Drawing Sheets



(56)

References Cited

U.S. PATENT DOCUMENTS

D207,081 S	2/1967	Katzfey et al.	7,914,611 B2	3/2011	Vrzalik et al.
3,940,811 A	3/1976	Tomikawa et al.	7,966,680 B2	6/2011	Romano et al.
D246,816 S	1/1978	Tam et al.	8,069,514 B2	12/2011	Poulos et al.
D263,423 S *	3/1982	Aslanian 128/877	D652,665 S	1/2012	Bamford et al.
4,336,621 A	6/1982	Schwartz et al.	8,090,478 B2	1/2012	Skinner et al.
D275,322 S	8/1984	Nakao et al.	8,108,957 B2	2/2012	Richards et al.
4,605,582 A	8/1986	Sias et al.	8,117,701 B2	2/2012	Bobey et al.
D285,512 S	9/1986	Bool	8,118,920 B2	2/2012	Vrzalik et al.
4,665,573 A	5/1987	Fiore	8,196,241 B2	6/2012	Balonick et al.
4,947,500 A	8/1990	Seiler	8,201,292 B2	6/2012	Dionne et al.
4,964,183 A	10/1990	LaForce, Jr.	8,235,922 B2	8/2012	Rowe et al.
5,007,124 A	4/1991	Raburn et al.	8,260,475 B2	9/2012	Receveur
5,109,559 A	5/1992	West	8,332,979 B2	12/2012	Flick et al.
5,179,742 A	1/1993	Oberle	D674,499 S	1/2013	Palm
5,180,619 A	1/1993	Landi et al.	8,372,182 B2	2/2013	Vrzalik et al.
5,280,657 A	1/1994	Stagg	8,397,326 B2	3/2013	Lafleche et al.
D348,108 S *	6/1994	Kim D24/212	8,413,277 B2	4/2013	Davis et al.
D353,446 S	12/1994	Wheeler	8,429,778 B2	4/2013	Receveur et al.
D354,876 S	1/1995	Pace	8,434,748 B1	5/2013	Pearce et al.
D362,074 S *	9/1995	Brown D24/211	8,437,876 B2	5/2013	Receveur et al.
5,482,355 A	1/1996	Franzen, Jr.	8,490,233 B2	7/2013	Essers
5,491,854 A	2/1996	Music	8,572,778 B2	11/2013	Newkirk et al.
5,611,096 A	3/1997	Bartlett et al.	8,601,620 B2	12/2013	Romano et al.
5,617,595 A	4/1997	Landi et al.	8,620,477 B2	12/2013	Skinner et al.
5,630,238 A	5/1997	Weismiller et al.	8,628,067 B2	1/2014	Pearce et al.
5,794,289 A	8/1998	Wortman et al.	8,661,588 B1	3/2014	Leach
D403,540 S *	1/1999	Williams D6/718.26	8,689,373 B2	4/2014	Caines
D408,539 S	4/1999	Simpkins	8,712,591 B2	4/2014	Receveur
D414,976 S *	10/1999	Su D6/596	8,745,788 B2	6/2014	Bhai
D416,426 S *	11/1999	Denney D6/596	8,844,079 B2	9/2014	Skinner et al.
D419,495 S	1/2000	Muhanna	8,845,562 B2	9/2014	Receveur et al.
6,115,861 A	9/2000	Reeder et al.	8,918,930 B2	12/2014	Stroh et al.
D438,623 S *	3/2001	Tantau D24/183	8,919,750 B2	12/2014	Pearce et al.
6,269,504 B1	8/2001	Romano et al.	D723,839 S	3/2015	Bond et al.
6,286,166 B1	9/2001	Henley et al.	D726,470 S *	4/2015	Itou D6/716.4
6,367,106 B1	4/2002	Gronsman	9,009,891 B2	4/2015	Receveur et al.
6,387,065 B1	5/2002	Tumey	9,009,892 B2	4/2015	Lachenbruch et al.
D461,900 S	8/2002	Siepmann et al.	9,049,943 B2	6/2015	Caminade et al.
6,430,766 B1	8/2002	Henley et al.	D735,876 S	8/2015	Wolff
D483,088 S	12/2003	Zheng	9,107,511 B2	8/2015	Skinner et al.
6,658,676 B1	12/2003	Persson et al.	D745,682 S	12/2015	Ziegler
D486,344 S	2/2004	Ku	9,254,231 B2	2/2016	Vrzalik et al.
6,687,937 B2	2/2004	Harker	9,315,648 B2	4/2016	Nilson et al.
D487,373 S	3/2004	Ku	9,320,664 B2	4/2016	Newkirk et al.
6,701,556 B2	3/2004	Romano et al.	9,358,168 B2	6/2016	Williamson et al.
6,701,558 B2	3/2004	VanSteenburg	D763,450 S *	8/2016	Maus D24/184
6,718,584 B2	4/2004	Rabaiotti et al.	9,414,977 B2	8/2016	Ponsi et al.
6,735,799 B1	5/2004	Ellis et al.	9,462,893 B2	10/2016	Romano et al.
6,829,796 B2	12/2004	Salvatini et al.	9,526,348 B2	12/2016	Richards et al.
D501,112 S	1/2005	Kasatshko et al.	9,526,349 B2	12/2016	Lafleche et al.
D502,350 S	3/2005	O'Reagan	9,549,619 B2	1/2017	Hashiba
7,060,213 B2	6/2006	Pearce	9,655,457 B2	5/2017	Meyer et al.
D524,086 S	7/2006	Garrigues	9,707,141 B2	7/2017	Bobey et al.
7,191,480 B2	3/2007	Romano et al.	9,737,153 B2	8/2017	Chaffee
7,191,482 B2	3/2007	Romano et al.	9,782,312 B2	10/2017	Brubaker et al.
D551,484 S	9/2007	Kasatshko et al.	9,835,344 B2	12/2017	Vrzalik et al.
D552,738 S	10/2007	Helfet	9,849,051 B2	12/2017	Newkirk et al.
D555,250 S	11/2007	Wells	9,907,408 B2	3/2018	Vrzalik et al.
D574,960 S	8/2008	Parrish et al.	9,907,718 B2	3/2018	Weitzel et al.
7,461,425 B2	12/2008	Chambers et al.	9,913,770 B2	3/2018	Lachenbruch et al.
7,464,425 B2	12/2008	Chambers et al.	D816,237 S	4/2018	Roberts
7,469,432 B2	12/2008	Chambers	9,943,172 B2	4/2018	Lachenbruch et al.
7,469,436 B2	12/2008	Meyer et al.	D818,290 S *	5/2018	Facco D6/601
7,480,953 B2	1/2009	Romano et al.	D839,982 S	2/2019	Berenson
D604,421 S	11/2009	Albrecht et al.	D851,258 S *	6/2019	Visco D24/183
7,617,555 B2	11/2009	Romano et al.	D855,817 S	8/2019	Kessler
7,641,623 B2	1/2010	Biondo et al.	D877,915 S	3/2020	Ghods et al.
7,648,392 B2	1/2010	Chambers et al.	D879,966 S	3/2020	Ghods et al.
7,666,341 B2	2/2010	Pearce	D880,213 S *	4/2020	Fealy D6/718
7,685,664 B2	3/2010	Stolpmann et al.	D880,904 S *	4/2020	Hua D6/604
7,712,164 B2	5/2010	Chambers	D888,964 S *	6/2020	Ghods D24/184
7,712,171 B2	5/2010	Butler	D901,940 S *	11/2020	Ghods D6/601
7,802,332 B2	9/2010	Kummer et al.	D912,438 S *	3/2021	Butler D6/604
7,886,386 B2	2/2011	Balonick et al.	D917,926 S *	5/2021	Pearce D6/601
7,904,976 B2	3/2011	Hakamiun et al.	D937,012 S *	11/2021	Song D6/604
			2005/0034230 A1	2/2005	Weedling et al.
			2006/0005314 A1	1/2006	Lee
			2006/0021133 A1	2/2006	Davis
			2007/0143928 A1	6/2007	Biggie et al.

(56)

References Cited

U.S. PATENT DOCUMENTS

2008/0040860	A1	2/2008	Price et al.
2009/0013470	A1	1/2009	Richards et al.
2010/0076356	A1	3/2010	Biondo et al.
2010/0212087	A1	8/2010	Leib et al.
2011/0163885	A1	7/2011	Poulos et al.
2013/0014324	A1	1/2013	Receveur et al.
2013/0231596	A1	9/2013	Hornbach et al.
2014/0031730	A1	1/2014	Hornbach et al.
2015/0074914	A1	3/2015	Caminade
2015/0164720	A1	6/2015	Gibson et al.
2016/0157631	A1	6/2016	Milnes et al.
2016/0184154	A1	6/2016	Lafleche et al.
2016/0326674	A1	11/2016	Goijarts et al.
2016/0356676	A1	12/2016	Sauser et al.
2016/0361215	A1	12/2016	Gibson et al.
2017/0027791	A1	2/2017	McKnight et al.
2017/0151113	A1	6/2017	Lachenbruch et al.
2017/0251824	A1	9/2017	Pearce
2017/0251825	A1	9/2017	Pearce
2017/0254379	A1	9/2017	Whatcott
2018/0104123	A1	4/2018	Newkirk et al.
2018/0369038	A1	12/2018	Bhimavarapu et al.
2019/0201262	A1	7/2019	Galer et al.
2020/0100965	A1	4/2020	Lafleche et al.
2020/0100967	A1	4/2020	Galer et al.

FOREIGN PATENT DOCUMENTS

GB	2405582	A	3/2005
WO	9507679	A2	3/1995
WO	02065877	A1	8/2002
WO	2013086197	A1	6/2013

OTHER PUBLICATIONS

Direct Healthcare Services Ltd., “Dyna-Form Low Air Loss System User Manual”, Version 01, Mar. 1, 2013, 16 pages.

Drive, “Med Aire Plus 8” Alternating Pressure and Low Air Loss Mattress Replacement System Operators Manual”, Item #14029, Control Unit 14029XP), Rev. 4, Mar. 15, 2016, 20 pages.

English language abstract and machine-assisted English translation for CN 2251310 extracted from espacenet.com database on Feb. 15, 2019, 5 pages.

Gaymar Industries Inc., “Air Express Alternating Low Pressure Therapy Operators Manual”, Apr. 2012, 113 pages.

Gaymar Industries Inc., “Air Express C1000DF Service Manual”, Jul. 2007, 16 pages.

Gaymar Industries Inc., “Air Express LAL P1500 Low Air Loss Therapy System Operator’s Manual”, Rev. B, Apr. 2010, 32 pages.

Gaymar Industries Inc., “Aire Twin Alternating Pressure and Low-Loss Therapy Mattress Replacement Systems ATC80, ATM500, ATM800, ATW5000, ATW8000 Operator’s Manual”, May 2005, 8 pages.

Gaymar Industries Inc., “Auto Aire Select Dynamic Low-Air Loss Therapy Service Manual”, Rev. A, Apr. 2010, 28 pages.

Gaymar Industries Inc., Auto Aire Select Dynamic Low-Air Loss Therapy With Alternating Pressure and Active Sensor Technology Ref C2500MES Control Unit, Ref M2500S Series Mattress, Ref X3580S Operator’s Manual Rev. B, Sep. 2010, 42 pages.

Gaymar Industries Inc., “Auto Aire Select Dynamic Low-Air Loss Therapy With Alternating Pressure and Active Sensor Technology Ref C2500MS Control Unit, Ref M2500S Series Mattress, Ref Auto Aire Select Safety Mattress Service Manual”, Rev. B, Sep. 2010, 14 pages.

Gaymar Industries Inc., “Auto Sure-Float Ref C1000MS/C1000MES Control Unit; Ref M1001S/M1002S Series Mattress Operator’s Manual”, Rev. B, Sep. 2010, 128 pages.

Gaymar Industries Inc., “Clini-Dyne Lateral Rotation System CLP2000 Control Unit, CLM Series Mattress Service Manual”, Rev. A, Oct. 2010, 18 pages.

Gaymar Industries Inc., “Clini-Dyne Rotational Therapy System CLP2000 Control Unit, CLM Series Mattress Operator’s Manual”, Rev. A, Oct. 2010, 8 pages.

Gaymar Industries Inc., “EFF302 Alternating Pad Instructions”, Rev. A, Jan. 2010, 1 page.

Gaymar Industries Inc., “Instructions for Use Sof Care Mattress Series”, Rev. A, May 2010, 12 pages.

Gaymar Industries Inc., “O2 Zoned Multi-Functional Portable Rotation System P4000, P4001, C4000 Series Control Unit, M4000 Series Mattress Operator’s Manual”, Rev B, Oct. 2010, 12 pages.

Gaymar Industries Inc., “Paradise Pump PAR 30 Config F Alternating Pressure Pump Functional Check Instructions”, Rev. A, Apr. 2007, 1 page.

Gaymar Industries Inc., “Paradise Pump Series Operator’s Manual”, Sep. 2005, 8 pages.

Gaymar Industries Inc., “Plexus O2 Zoned Multi-Functional Portable Rotation System C4000 Series Control Unit, M4000 or M4001 Series Mattress Service Manual”, Rev. A, Oct. 2010, 40 pages.

Gaymar Industries Inc., “Plexus Ref P102 Plexus Jr. Alternating Pressure System, Ref C102 Plexus Jr. APM Control Unit, Ref M100 Alternating Pressure Mattress Overlay Instructions for Use”, Rev. C, Apr. 2012, 20 pages.

Gaymar Industries Inc., “Pressure Pedic Pressure Redistribution Mattress Instructions for Use”, Rev. B, Dec. 2009, 2 pages.

Gaymar Industries Inc., “SC505 Sof Care Inflator Operating Instructions and Service Manual”, Rev. C, Oct. 2010, 8 pages.

Gaymar Industries Inc., “Sof Care Bed Cushions Instructions for Use”, Sep. 1993, 2 pages.

Gaymar Industries Inc., “Sof Matt Low Air Loss Mattress System Operator’s Manual/Service Manual”, Oct. 2010, 40 pages.

Gaymar Industries Inc., “Symmetric Aire Mattress Ref SYM3000 Series Instructions for Use”, Apr. 2012, 3 pages.

Gaymar Industries, “Symmetric Aire Mattress Ref SYM3000 Series Service Document”, Rev. A, Jun. 2010, 2 pages.

Hill-Rom, “300 Wound Surface Prevention and Treatment Surfaces Brochure”, Rev. 2, May 18, 2010, 2 pages.

Hill-Rom, “Hill-Rom P500 Therapy Surface Product No. P005723 and P005787 User Manual”, Rev. 3, 2010, 54 pages.

Hill-Rom, Synergy Air Elite Low Air Loss Therapy Brochure, Rev. 2, Dec. 30, 2008, 4 pages.

Hill-Rom, “Synergy Air Elite Low Air Loss Therapy Webpage”, <https://homecare.hill-rom.com/en/durable-medical-equipment/therapy-mattresses/therapy-mattresses/synergy-air-elite-low-air-loss-therapy/>, 2019, 2 pages.

Invacare Corporation, “MicroAir MA90 Series—Owner’s Operator and Maintenance Manual”, 2008, 28 pages.

Kap Medical, “Digital Alternating Pressure True LAL System Brochure”, 2013, 2 pages.

Medline, “Z-Flo Positioner/Covers by Molnlycke”, <http://www.medline.com/product/Z-Flo-Positioners-by-Sundance-Enterprises-Inc/Z05-PF/0265>, 2016, 1 page.

Molnlycke Health Care AB, “Turning and Positioning Webpage”, <http://molnlycke.us/products-solutions/turning-and-positioning-system/> formerly known as <http://sundanceolutions.com/>, 2016, 2 pages.

Plexus Medical, “O2 Zoned C4000 Portable Rotation System; CareMedx C5000 Multi-Zoned Low Air Loss Therapy System Service Manual”, published at least prior to Sep. 2018, 58 pages.

Plexus Medical, “Plexus C1000D Series Control Unit Service Manual”, published at least prior to Sep. 2018, 20 pages.

Plexus Medical, “Plexus P1500 Air Express LAL System Service Manual”, published at least prior to Sep. 2018, 17 pages.

Sage Products, “Pressure Injury and Safe Patient Handling Solutions—Prevalon Mobile Air Transfer Systems; Prevalon Turn & Position Systems; Prevalon Heel Protectors; Prevalon Seated Positioning System Brochure”, 2017, 20 pages.

Sage Products, “Prevalon Air Pump Brochure”, 2017, 1 page.

Sage Products, “Prevalon AirTap Patient Repositioning System Operator’s Manual”, 2016, 10 pages.

Sage Products, “Prevalon AirTap XXL Patient Repositioning System Brochure”, 2018, 4 pages.

Sage Products, “Prevalon Standard Turn and Position System Instructions for Use”, 2016, 1 page.

(56)

References Cited

OTHER PUBLICATIONS

Sage Products, "Prevalon Turn and Position System 2.0 Instructions for Use", 2016, 1 page.

Sage Products, "Sage Product Catalog—Pressure Injury Prevention and Safe Patient Handling", 2018, 4 pages.

Stryker Medical, "Arise 1000 EX Low Air-Loss Bariatric Surface Specification Sheet", Rev. B, 2008, 2 pages.

Stryker Medical, "Arise 1000EX Low Air Loss Therapy Mattress Model 2236 Operations/Maintenance Manual", Rev. B, May 2009, 30 pages.

Stryker Medical, "ComfortGel SE Support Surface Ref 1805 Operations Manual", Rev. C, Sep. 2016, 18 pages.

Stryker Medical, "ComfortGel Support Surface Ref 2850 Operations Manual", Rev. A, Aug. 2017, 22 pages.

Stryker Medical, "ComfortGel Support Surface Specification Sheet", Rev. E.6, Dec. 2011, 2 pages.

Stryker Medical, "EOLE / EOLE DC Pump Ref 2870, Ref 2871 Service Manual", Oct. 2017, 16 pages.

Stryker, "IsoTour Gel Support Surface Specification Sheet", Aug. 2018, https://www.stryker.com/content/dam/stryker/acute-care/products/isotour/resources/IsoTourSpecSheet_MktLit-1638website.pdf, 2 pages.

Design U.S. Appl. No. 29/664,882, filed Sep. 28, 2018.

Design U.S. Appl. No. 29/664,883, filed Sep. 28, 2018.

Stryker Medical, "EOLE DC Powered Support Surface Ref 2871 Operations/Maintenance Manual", Dec. 2017, 288 pages.

Stryker Medical, "EOLE Powered Support Surface Ref 2870 Operations/Maintenance Manual", Dec. 2017, 288 pages.

Stryker Medical, "IsoAir Ref 2940 Service Manual", Rev. 1.0, Nov. 2016, 144 pages.

Stryker Medical, "IsoFlex LAL Support Surface Ref 2860 Operations/Maintenance Manual", Rev. C, Aug. 2017, 28 pages.

Stryker Medical, "IsoFlex LAL Support Surface Specification Sheet", Rev. D.3, 2016, 2 pages.

Stryker Medical, "Isoflex Pressure Management Mattress Instructions for Use", Rev. A, Jun. 2010, 2 pages.

Stryker Medical, "IsoFlex SE Support Surface Ref 1806 Operations Manual", Rev. C, Sep. 2016, 20 pages.

Stryker Medical, "IsoGel AIR Support Surface Ref 2860 Operations Manual", Rev. F, May 2015, 25 pages.

Stryker Medical, "IsoGel Support Surface Dimensional Gel Technology Specification Sheet", Dec. 2013, 2 pages.

Stryker Medical, "Isolibrum Support Surface Ref 2971 Operations/Maintenance Manual", Rev. B, Oct. 2014, 202 pages.

Stryker Medical, "Isolibrum Support Surface Ref 2971 Operations/Maintenance Manual", Rev. C, May 2014, 200 pages.

Stryker Medical, "Isolibrum Support Surface Specification Sheet", Rev. E.4, Nov. 2013, 2 pages.

Stryker Medical, "Isolibrum Support Surface Version 4.0, Ref 2971, Ref 2972 Maintenance Manual", Rev. B, May 2017, 88 pages.

Stryker Medical, "Isolibrum Support Surface Version 4.0, Ref 2971, Ref 2972 Maintenance Manual", Rev. C, May 2017, 88 pages.

Stryker Medical, "Isolibrum Support Surface Version 4.0, Ref 2971, Ref 2972 Maintenance Manual", Rev. C.2, Jul. 2017, 88 pages.

Stryker Medical, IsoTour Patient Support Surface (on-line), no date available; retrieved from internet Feb. 11, 2020, <https://competition.adesignaward.com/gooddesign.php?ID=75618>, 6 pages.

Stryker Medical, "Mattress Assembly Page—2235-100-001—Bariatric Bed Model 2230", Rev. A, Nov. 2008, 2 pages.

Stryker Medical, "P100/Sof Care Pump Ref 2880, Ref 2890 Service Manual", Oct. 2017, 8 pages.

Stryker Medical, "Position Pro Therapy Mattress Model 2920 Operations/Maintenance Manual", Rev. A, Feb. 2007, 55 pages.

Stryker Medical, "PositionPro Patient Repositioning Support Surface—Standalone with Pendant or Integrated with FL27 InTouch CC Model Beds Ref 2920 Maintenance Manual", Rev. A, Oct. 2016, 56 pages.

Stryker Medical, "PositionPro Patient Repositioning Support Surface—Standalone with Pendant or Integrated with FL27 InTouch CC Model Beds Ref 2920 Maintenance Manual", Rev. G, Oct. 2016, 42 pages.

Stryker Medical, "Pressure Management—Dynamic Mattress System 2500 Operations/Maintenance Manual", published at least prior to Sep. 2018, 17 pages.

Stryker Medical, "Pressure Management—Dynamic Mattress System 2500 Operations/Maintenance Manual", published at least prior to Sep. 2018, 23 pages.

Stryker Medical, "ProForm Non-Powered Support Surface Model 2710 Operations/Maintenance Manual", Rev. G, Sep. 14, 2015, 134 pages.

Stryker Medical, "Save Simply Brochure", 2018, 2 pages.

Stryker Medical, "Sof Care Chair Cushion Ref 2770-100-000 Operations Manual", Rev. D, Apr. 2016, 1 page.

Stryker Medical, "Sof Care DuoGard Overlay Brochure", 2015, 3 pages.

Stryker Medical, "SofCare Healthcare Boot, Ref 2760-100-000, Ref 2760-200-000, Ref 2760-300-000 Operations Manual", Rev. C, Mar. 2016, 2 pages.

Stryker Medical, "SofCare HeelCare Boot Series Specification Sheet", Rev. B.3, Aug. 2011, 2 pages.

Stryker Medical, SofCare Stretcher Overlay Ref 2780-400-000, Ref 2780-500-000 Operations Manual, Rev. B, Dec. 2014, 2 pages.

Stryker Medical, "SPR Plus Low Air Loss Overlay 3-Layer Technology Specification Sheet", Rev. D.2, Aug. 2011, 2 pages.

Stryker Medical, "SPR Plus Overlay Ref 2790-100-000 Operations Manual", Rev. B, Dec. 2014, 2 pages.

Stryker Medical, "Stryker Air I, Stryker Air II Low Air Loss Therapy Mattress (LAL), Model 2236 Operations/Maintenance Manual", Rev. B, May 2009, 30 pages.

Stryker Medical, "Stryker Air Pump REF 2861 Operation/Maintenance Manual", Rev. 2.0, Jun. 2016, 24 pages.

Stryker Medical, "Stryker Air Pump Ref 2861 Service Manual", Rev. 2.0, Jun. 2016, 58 pages.

Stryker Medical, "Stryker IsoAir REF 2940 Operation/Maintenance Manual", Rev. 4.00, Dec. 2015, 52 pages.

Stryker Medical, "Ultra Comfort SE Support Surface Ref. 1703; Ref. 1704 Operations Manual", Rev. D, May 2017, 40 pages.

Stryker Medical, "XPRT Pulmonary Therapy & Wound Care Mattress Model 2950 Operations/Maintenance Manual", Rev. C, Aug. 2007, 114 pages.

Stryker Medical, "XPRT Therapeutic Support Surface Ref 2950 Operations/Maintenance Manual", Rev. B, Jun. 2012, 468 pages.

Stryker Medical, XPRT Therapy Mattress Model 2950 Operations Manual, Rev. A, Jul. 2006, 98 pages.

Stryker Medical, "XPRT Therapy Mattress Model 2950 Operations/Maintenance Manual", Rev. A, May 2006, 98 pages.

Stryker Medical, "XPRT Therapy Mattress Model 2950 Operations/Maintenance Manual", Rev. H, Jun. 2006, 98 pages.

Stryker Medical, "DuoGard Overlay Ref 2780-300-000 Operations Manual", Rev. B, Dec. 2014, 1 page.

The Scenic Life, "Review: Sleep Number AirFit Adjustable Pillow with CoolFit Foam", Mar. 9, 2012, <https://web.archive.org/web/20150419050756/http://thesceniclife.com/2012/03/09/review-sleep-number-airfit-adjustable-pillow-coolfit-foam/>, 4 pages.

Design U.S. Appl. No. 29/664,884, filed Sep. 28, 2018.

Design U.S. Appl. No. 29/664,886, filed Sep. 28, 2018.

Design U.S. Appl. No. 29/664,888, filed Sep. 28, 2018.

Design U.S. Appl. No. 29/664,890, filed Sep. 28, 2018.

* cited by examiner

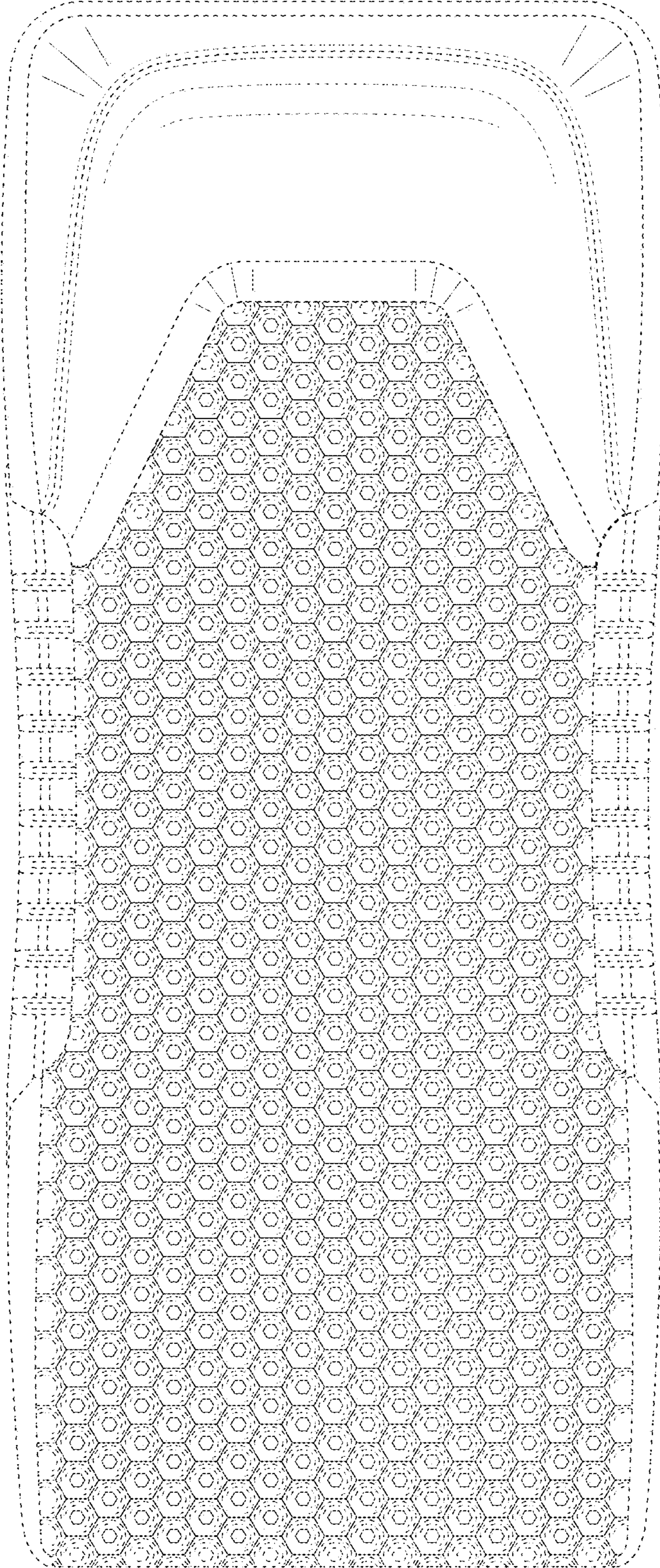


FIG. 1

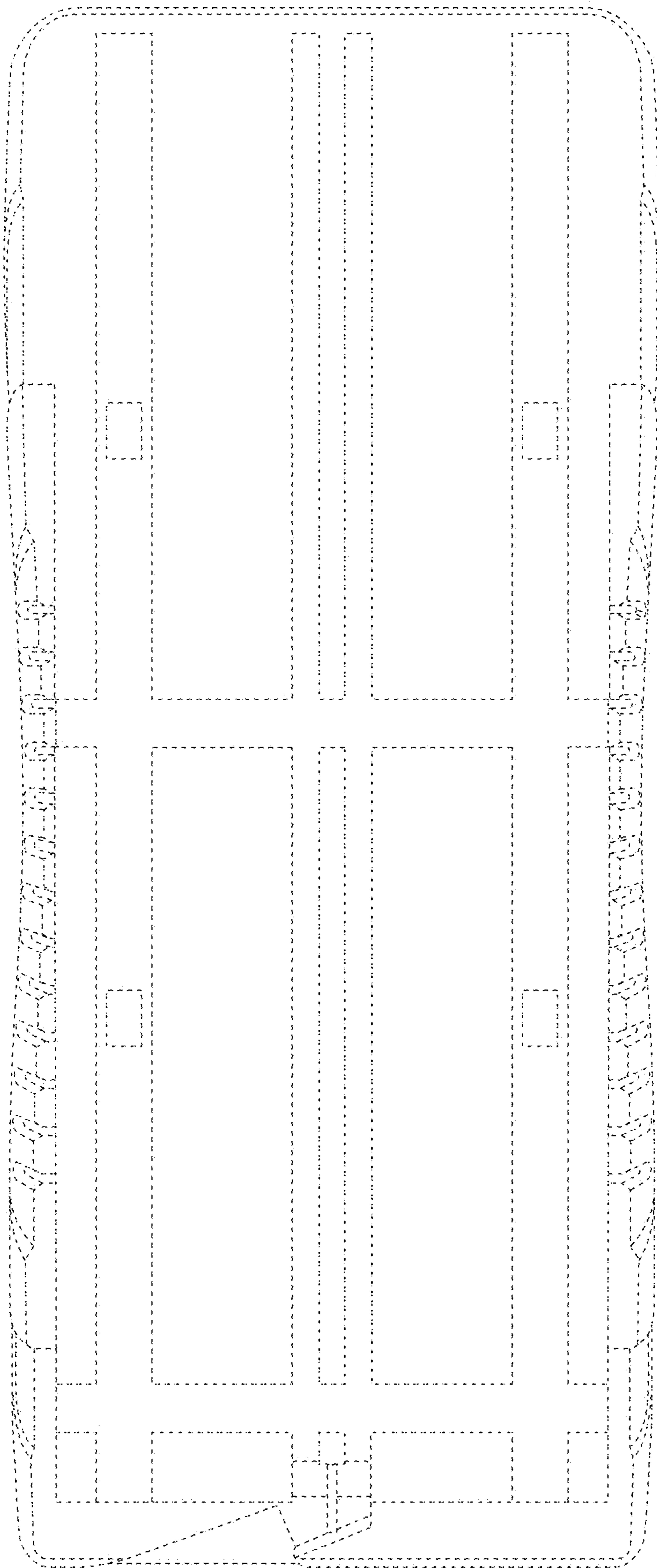


FIG. 2

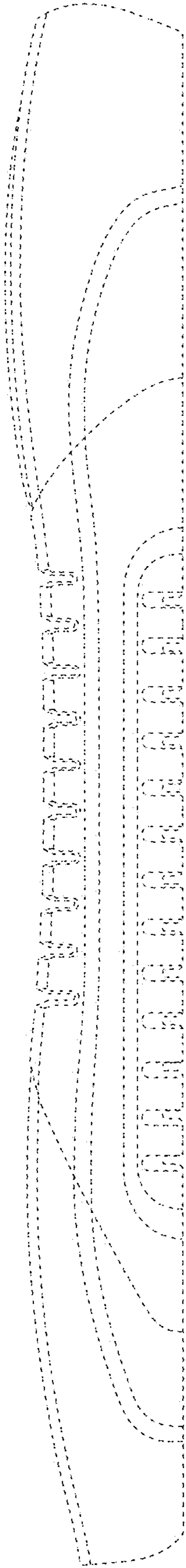


FIG. 3

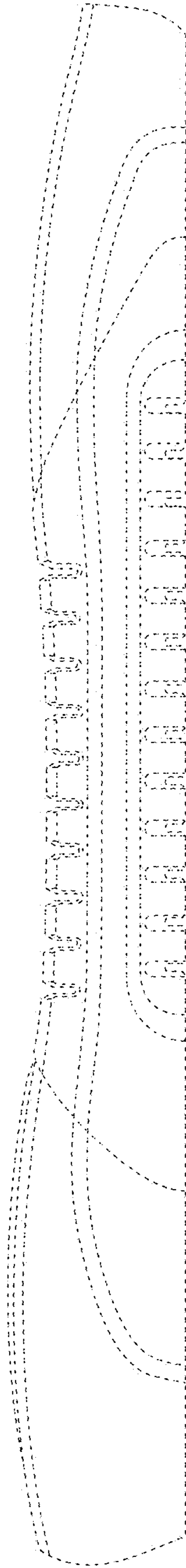


FIG. 4

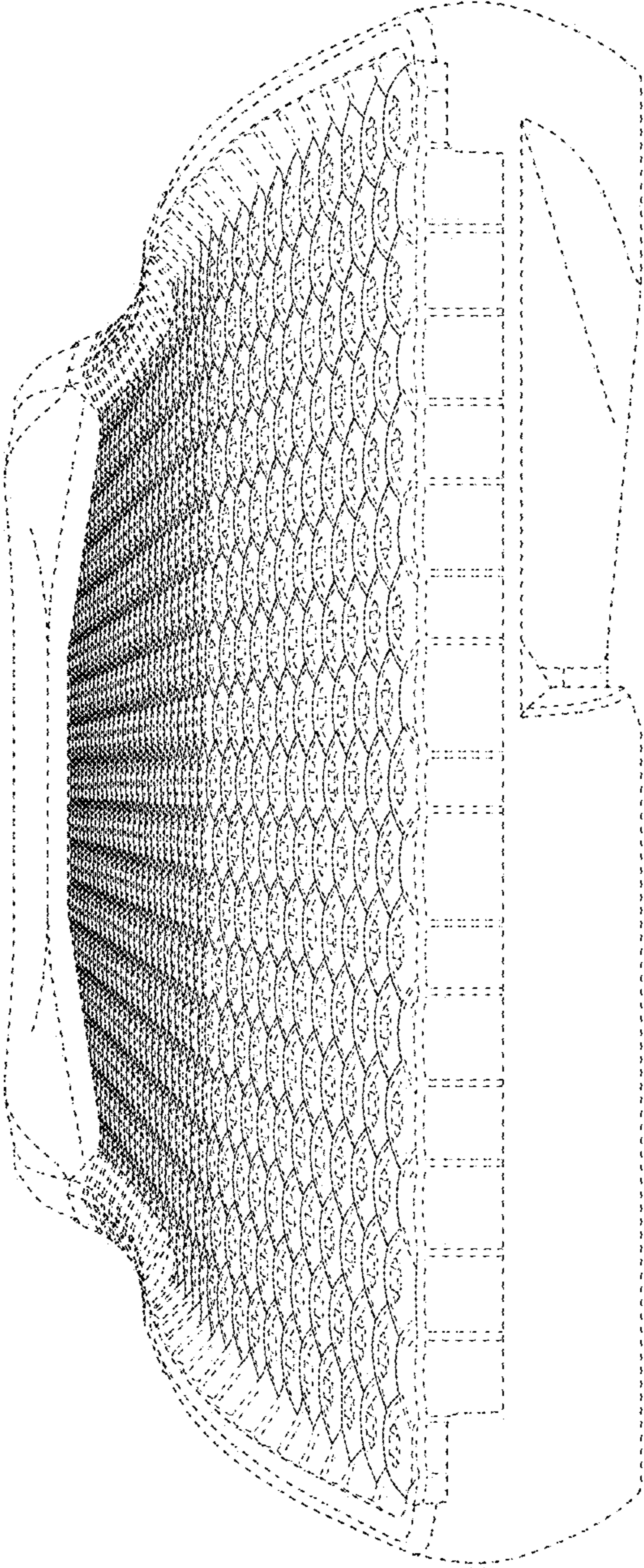


FIG. 5




FIG. 6