



US00D977100S

(12) **United States Design Patent**
Namihira

(10) **Patent No.:** **US D977,100 S**
(45) **Date of Patent:** **** Jan. 31, 2023**

(54) **DEVICE FOR PREVENTION OR TREATMENT OF CERVICAL CANCER**

(71) Applicant: **Susumu Namihira**, Setagaya-ku (JP)

(72) Inventor: **Susumu Namihira**, Setagaya-ku (JP)

(**) Term: **15 Years**

(21) Appl. No.: **29/739,544**

(22) Filed: **Jun. 26, 2020**

(30) **Foreign Application Priority Data**

Dec. 27, 2019 (JP) D2019-029146

(51) **LOC (14) Cl.** **24-02**

(52) **U.S. Cl.**
USPC **D24/141; D24/147**

(58) **Field of Classification Search**
USPC D24/141, 146-147, 133, 105-106, 108, D24/115, 119, 127; D4/103; D1/117; D6/363; D9/769, 435, 445; D10/113.2, D10/113.4; D19/158, 164, 165, 194; D28/63; D30/158; D29/113-114
CPC . A61B 10/02; A61B 10/0291; A61B 10/0045; A61B 2010/0074; A61F 11/08
See application file for complete search history.

(56) **References Cited**

U.S. PATENT DOCUMENTS

4,384,587 A * 5/1983 Milgrom A61B 10/0291
600/570
4,448,205 A * 5/1984 Stenkvis A61B 10/0291
600/570
4,754,764 A * 7/1988 Bayne A61B 10/0291
15/207.2
D428,991 S * 8/2000 Fourie D24/146

6,607,494 B1 * 8/2003 Fowler A61B 10/0291
600/570
2009/0012424 A1 * 1/2009 Huschmand Nia
A61B 10/0045
600/569
2011/0213270 A1 * 9/2011 Pison A61B 10/02
600/562

(Continued)

Primary Examiner — Wan Laymon
(74) *Attorney, Agent, or Firm* — Xsensus LLP

(57) **CLAIM**

The ornamental design for a device for prevention or treatment of cervical cancer, as shown and described.

DESCRIPTION

The present application is also related to U.S. Ser. No. 29/739,528 and U.S. Ser. No. 29/739,529.

FIG. 1 is a front view of a device for prevention or treatment of cervical cancer;

FIG. 2 is a back view thereof;

FIG. 3 is a left side view thereof;

FIG. 4 is a right side view thereof;

FIG. 5 is a top view thereof;

FIG. 6 is a bottom view thereof;

FIG. 7 is a perspective view thereof;

FIG. 8 is an enlarged front view thereof;

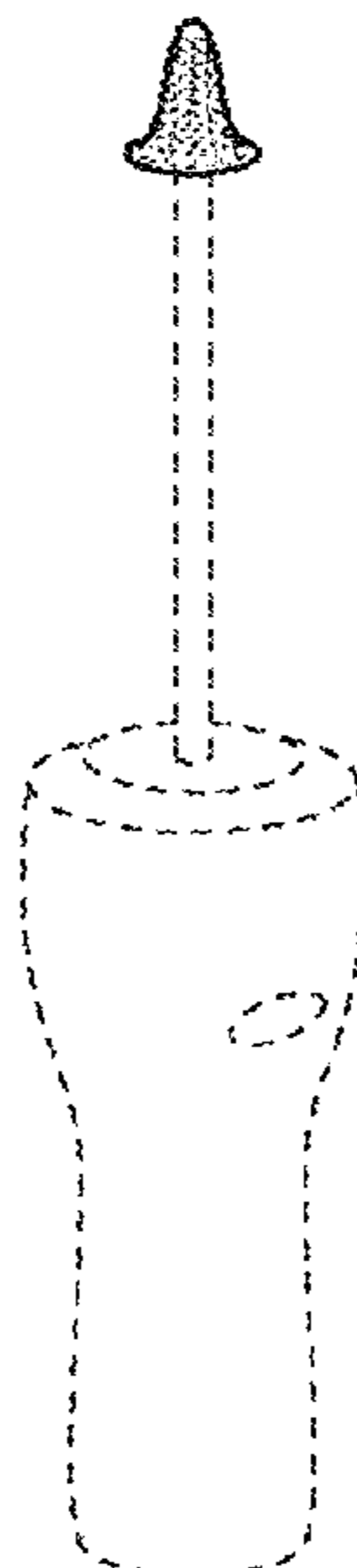
FIG. 9 is an enlarged view of part B-C thereof; and,

FIG. 10 is an enlarged sectional view along line A'A of FIG. 1, showing my design.

The solid lines shown in the drawings form the claimed design. The broken lines are for environmental purposes only and form no part of the claimed design. The design shown is not to be limited to any particular size and may be scaled larger or smaller.

The claimed design is for a device for prevention or treatment of cervical cancer, of which the apical portion is to be in contact with the uterine cervix or its peripheral portion and rub off epithelial cells of the uterine cervix to remove cancer cells of preneoplastic lesions included in the epithelial cells for preventing or treating cervical cancer.

1 Claim, 5 Drawing Sheets



(56)

References Cited

U.S. PATENT DOCUMENTS

2014/0073988 A1* 3/2014 McSherry A61B 10/02
600/572
2019/0256677 A1* 8/2019 Fishman A61F 11/08
2019/0307437 A1* 10/2019 Rincón Orozco . A61B 10/0291
2020/0121507 A1* 4/2020 Magidson A61F 11/08
2020/0229802 A1* 7/2020 Lonky A61B 10/02

* cited by examiner

Fig. 1

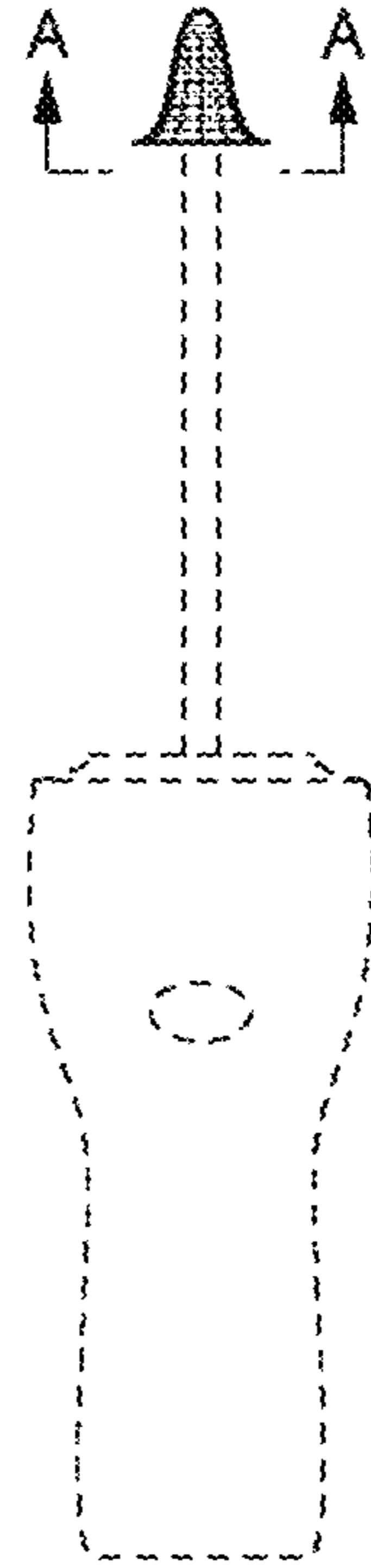


Fig. 2




Fig. 3

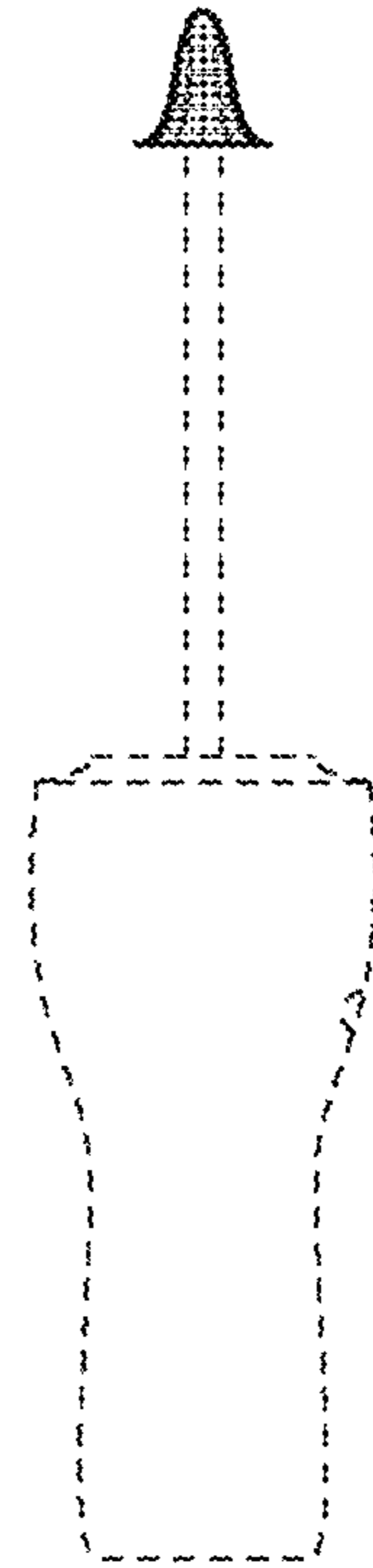


Fig. 4

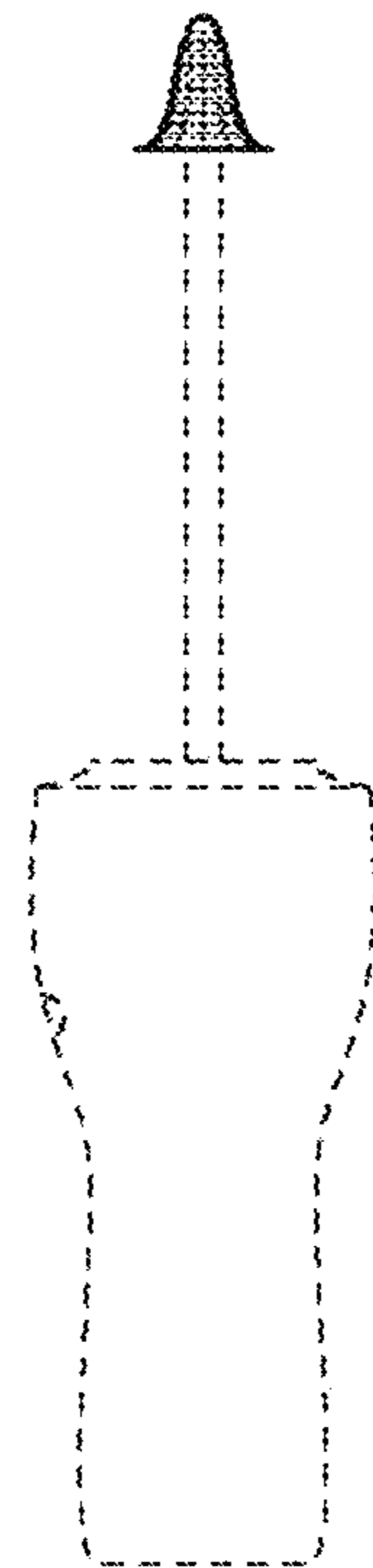


Fig. 5

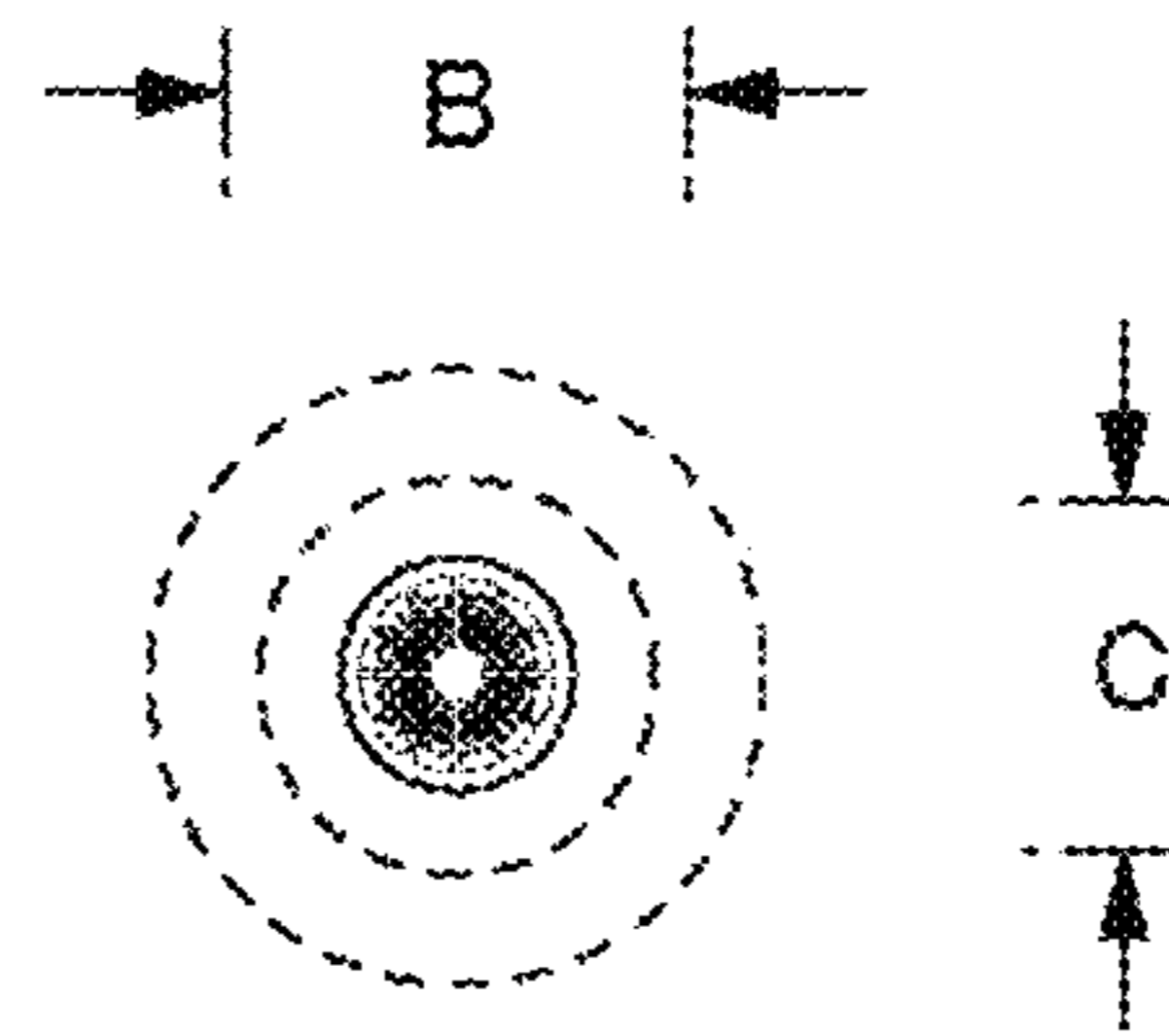


Fig. 6

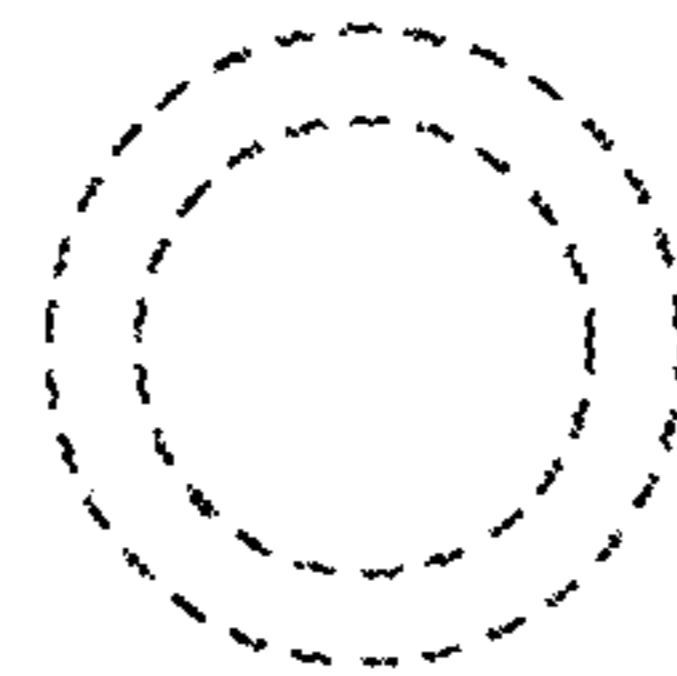


Fig. 7

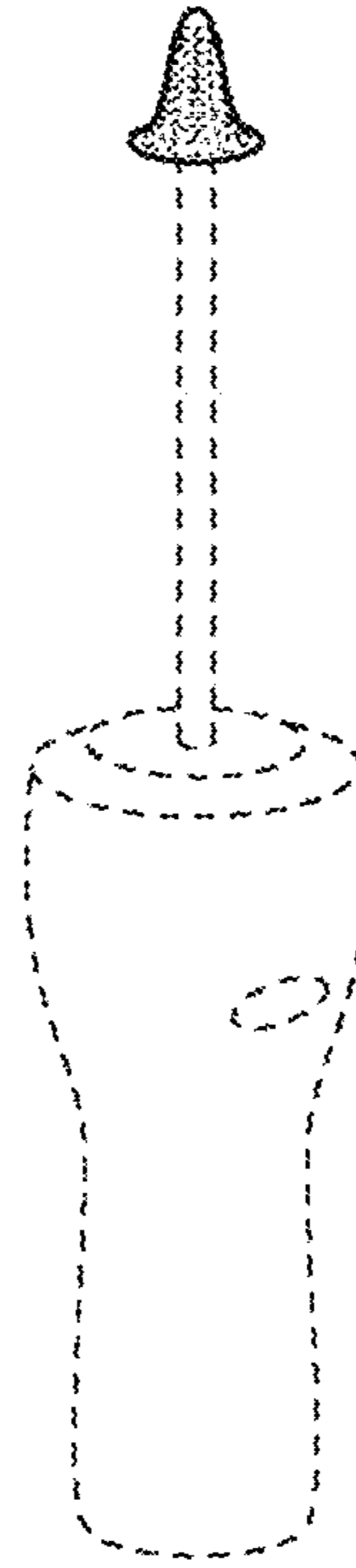


Fig. 8

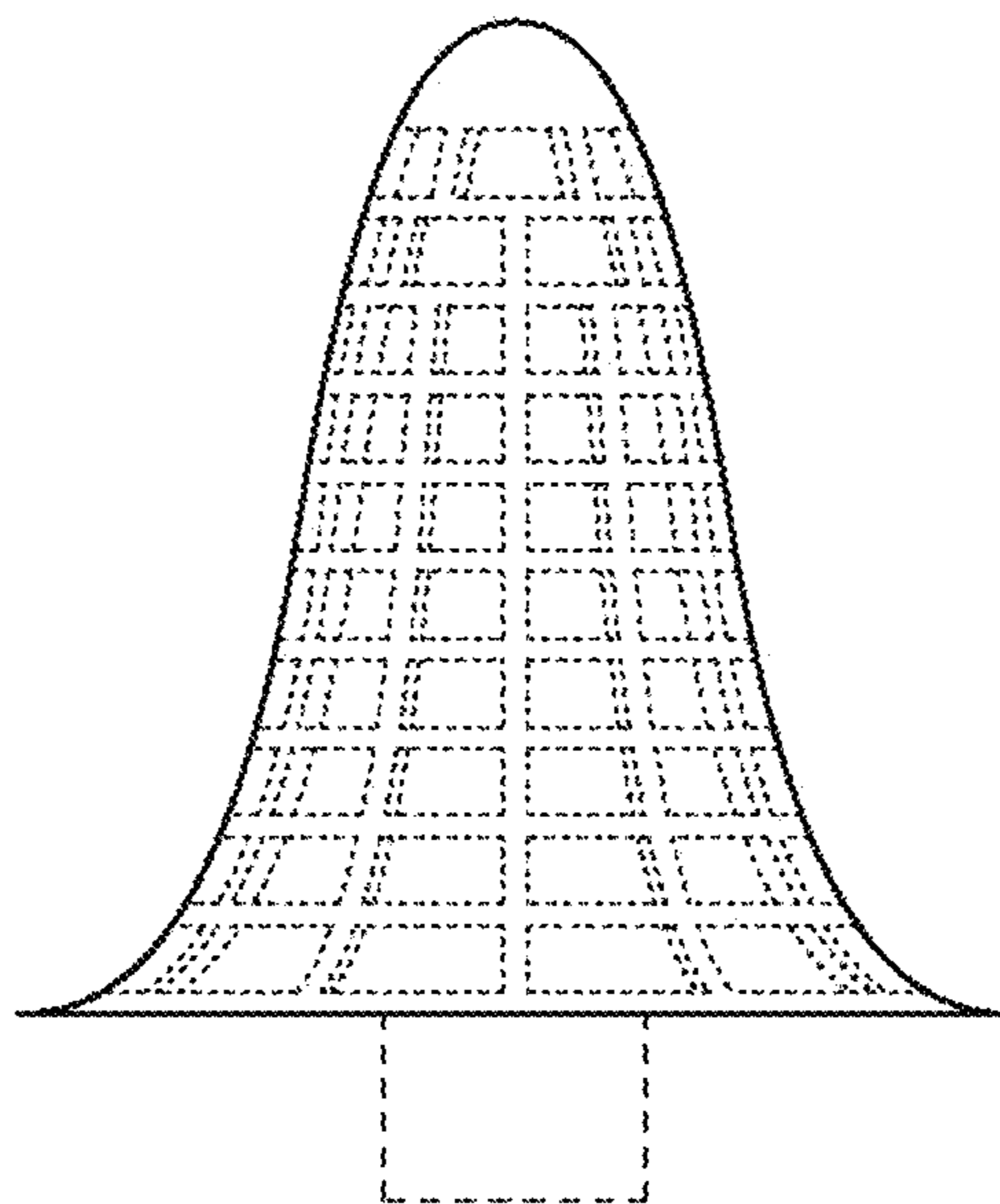


Fig. 9

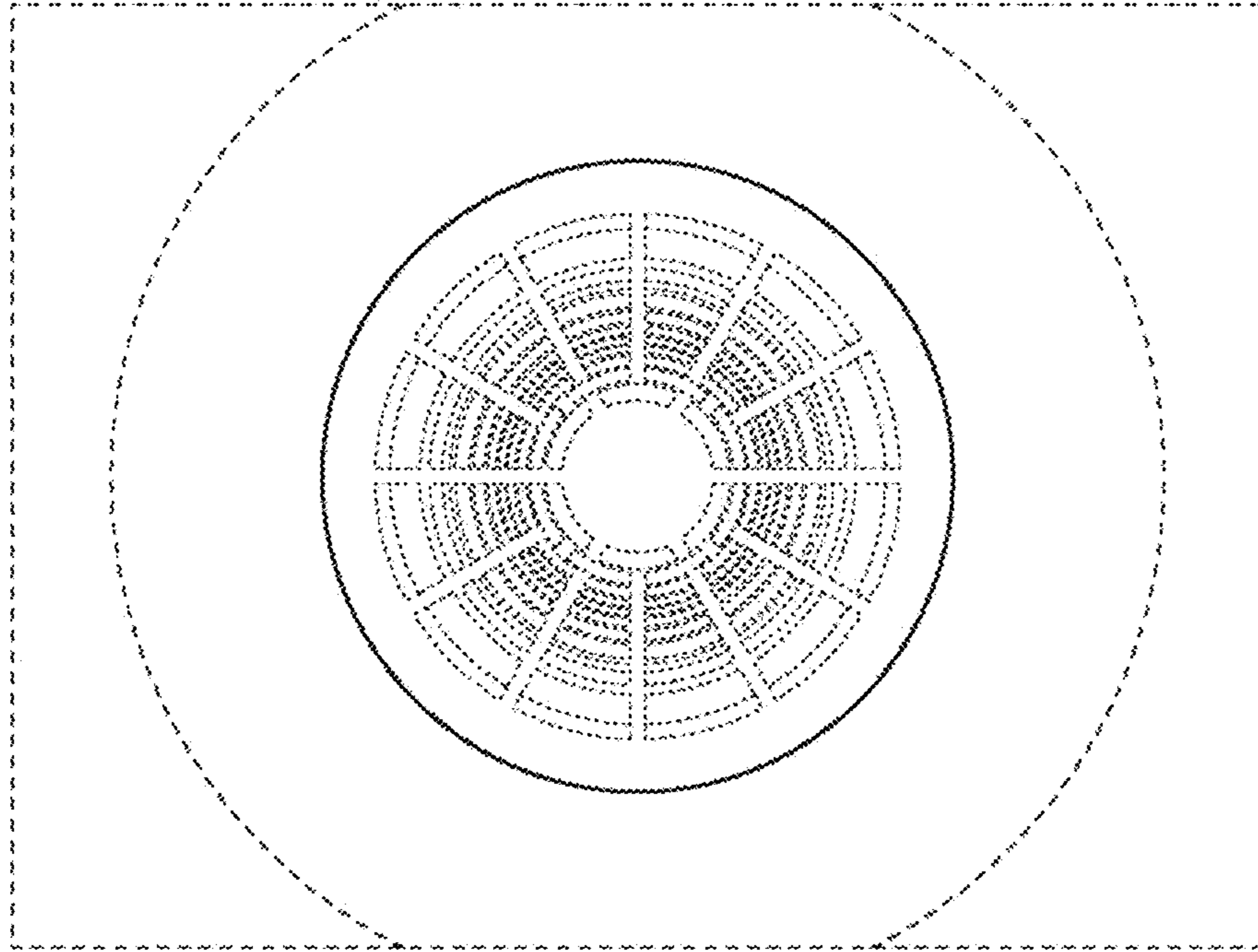


Fig. 10

