



US00D977047S

(12) **United States Design Patent**
Clarke et al.

(10) **Patent No.:** **US D977,047 S**

(45) **Date of Patent:** **** Jan. 31, 2023**

(54) **GOLF CLUB HEAD**

(71) Applicant: **KARSTEN MANUFACTURING CORPORATION**, Phoenix, AZ (US)

(72) Inventors: **Jacob T. Clarke**, Phoenix, AZ (US);
Xiaojian Chen, Phoenix, AZ (US)

(73) Assignee: **Karsten Manufacturing Corporation**, Phoenix, AZ (US)

(**) Term: **15 Years**

(21) Appl. No.: **29/771,158**

(22) Filed: **Feb. 19, 2021**

Related U.S. Application Data

(62) Division of application No. 29/701,508, filed on Aug. 12, 2019, now Pat. No. Des. 926,899.

(51) **LOC (14) Cl.** **21-02**

(52) **U.S. Cl.**
USPC **D21/747**

(58) **Field of Classification Search**
USPC D21/747-751, 759
CPC A63B 53/00; A63B 53/02; A63B 53/04;
A63B 53/047; A63B 53/0475; A63B
2053/0479; A63B 2053/0483; A63B
2053/0445; A63B 60/00; A63B 60/46
See application file for complete search history.

(56) **References Cited**

U.S. PATENT DOCUMENTS

D256,264 S *	8/1980	Solheim	D21/748
5,409,229 A	4/1995	Schmidt et al.		
5,586,947 A	12/1996	Hutin		
5,595,552 A *	1/1997	Wright	A63B 53/047 473/332
5,643,099 A *	7/1997	Solheim	A63B 60/00 473/331

5,649,872 A *	7/1997	Antonious	A63B 60/00 D21/748
5,695,411 A *	12/1997	Wright	A63B 53/047 473/332
D429,298 S *	8/2000	Butler	D21/747
6,616,546 B2	9/2003	Cho		
6,849,005 B2	2/2005	Rife		
6,997,820 B2	2/2006	Willet et al.		
7,083,530 B2	8/2006	Wahl et al.		
D534,595 S *	1/2007	Hasebe	D21/747
D553,699 S *	10/2007	Nunez	D21/747
D554,212 S *	10/2007	Nunez	D21/747
D561,855 S *	2/2008	Schweigert	D21/747
D570,435 S *	6/2008	Sanchez	D21/748
D597,616 S *	8/2009	Ines	D21/747
D598,060 S *	8/2009	Barez	D21/747

(Continued)

OTHER PUBLICATIONS

Ping irons google search; google.com; Sep. 23, 2022.*
ping.com; Sep. 23, 2022.*

Primary Examiner — Mitchell I. Siegel

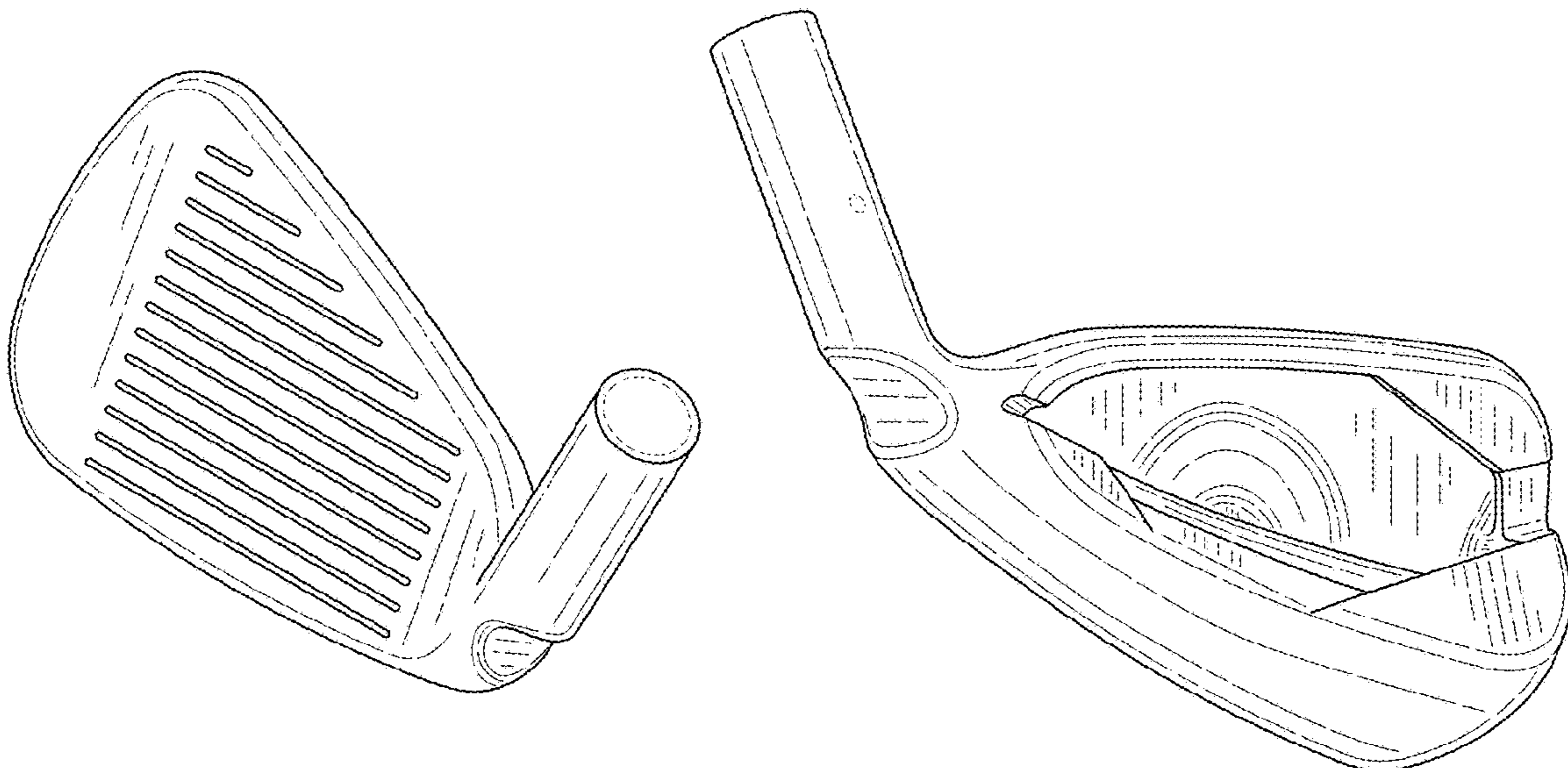
(57) **CLAIM**

The ornamental design for a golf club head, as shown and described.

DESCRIPTION

FIG. 1 is a top perspective view of a golf club head;
FIG. 2 is a bottom perspective view of the golf club head of FIG. 1;
FIG. 3 is a top view of the golf club head of FIG. 1;
FIG. 4 is a bottom view of the golf club head of FIG. 1;
FIG. 5 is a front view of the golf club head of FIG. 1;
FIG. 6 is a rear view of the golf club head of FIG. 1;
FIG. 7 is a heel side view of the golf club head of FIG. 1;
and,
FIG. 8 is a toe side view of the golf club head of FIG. 1.
The broken lines shown form no part of the claimed design.

1 Claim, 4 Drawing Sheets



(56)

References Cited

U.S. PATENT DOCUMENTS

D647,985 S * 11/2011 Atwell D21/747
D647,987 S * 11/2011 Atwell D21/747
8,262,495 B2 * 9/2012 Stites A63B 53/04
473/226
8,535,177 B1 * 9/2013 Wahl A63B 60/00
473/350
D754,269 S * 4/2016 Stokke D21/747
D754,806 S * 4/2016 Bacon D21/747
D777,854 S * 1/2017 Bacon D21/748
9,597,562 B2 * 3/2017 Dipert A63B 60/00
D795,370 S * 8/2017 Bacon D21/759
D801,460 S * 10/2017 Milleman D21/748
D815,704 S * 4/2018 Clarke D21/747
D863,479 S * 10/2019 Stokke D21/747
D926,899 S * 8/2021 Clarke D21/747
2009/0029796 A1 1/2009 Mergy et al.

* cited by examiner

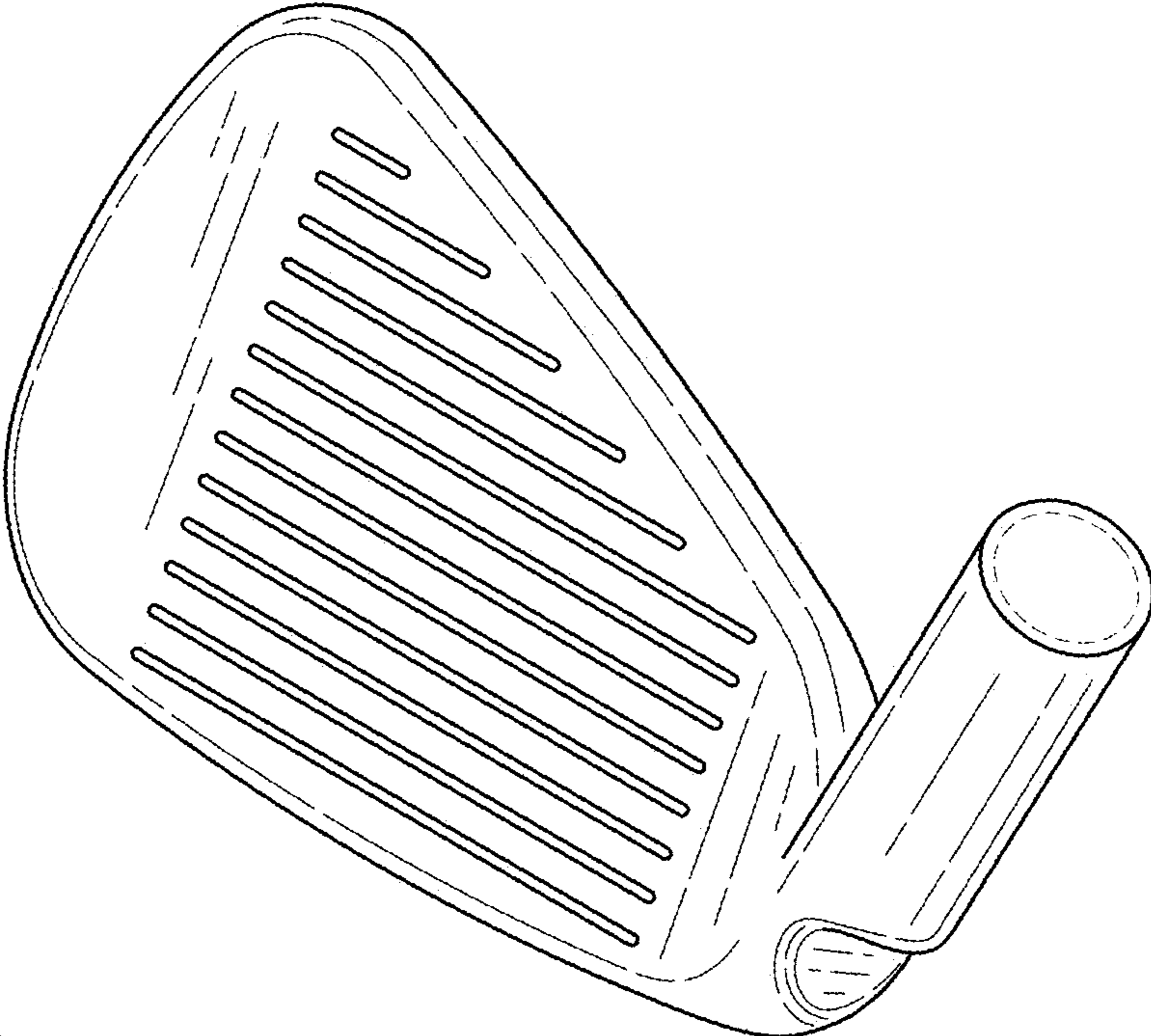


FIG. 1

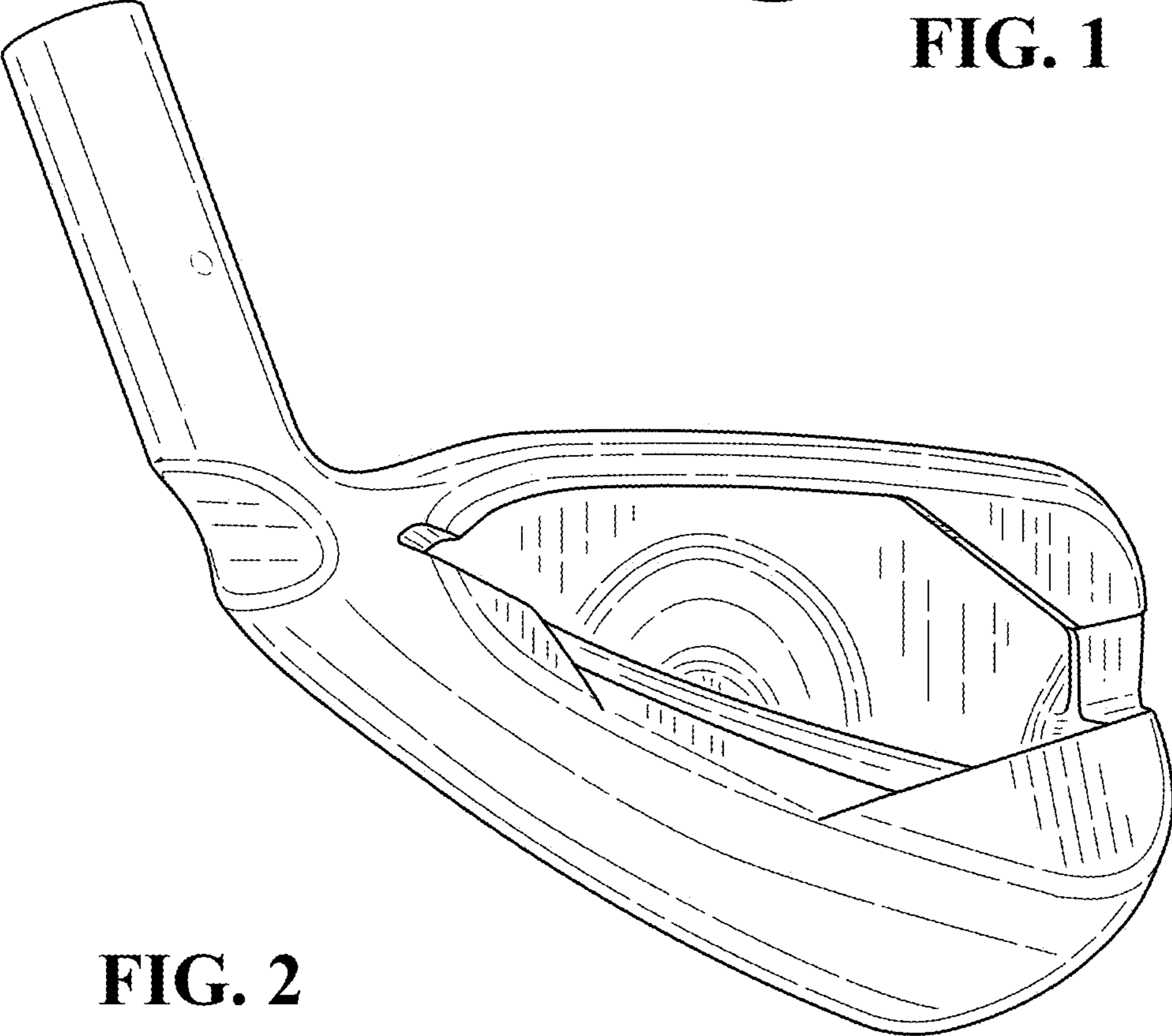


FIG. 2

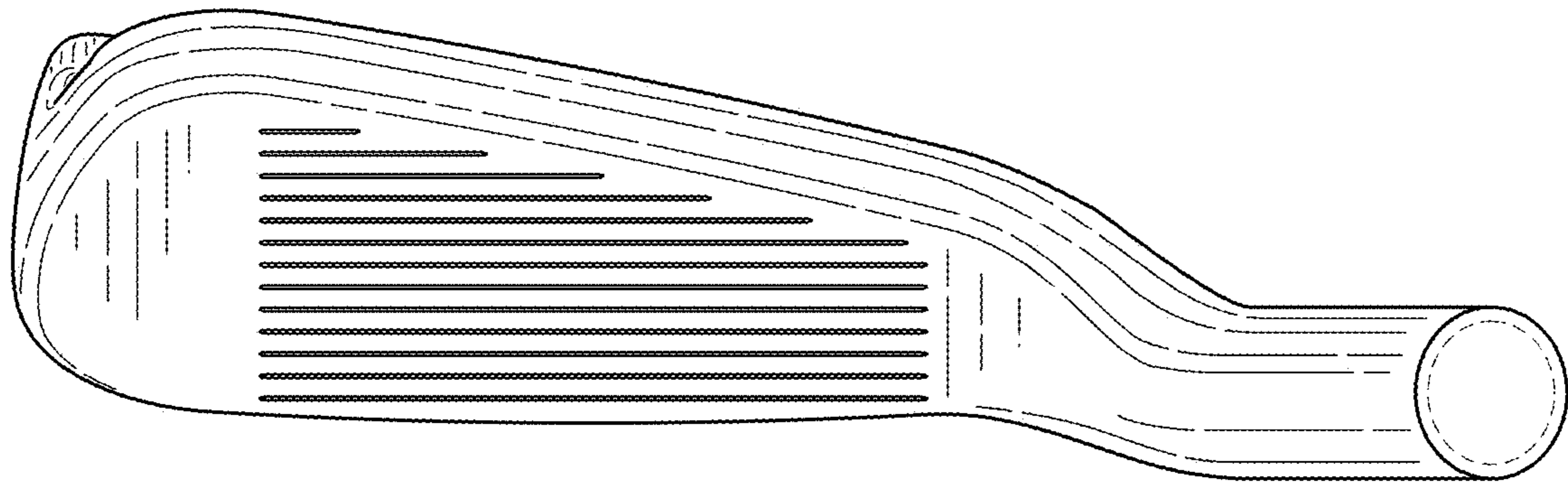


FIG. 3

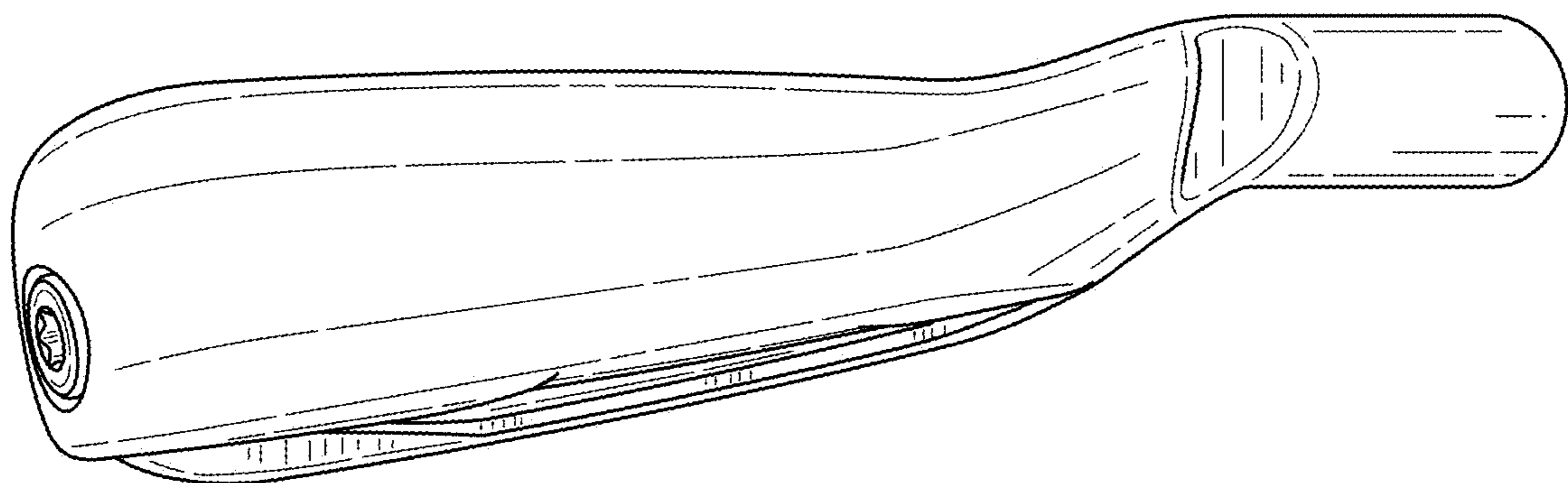


FIG. 4

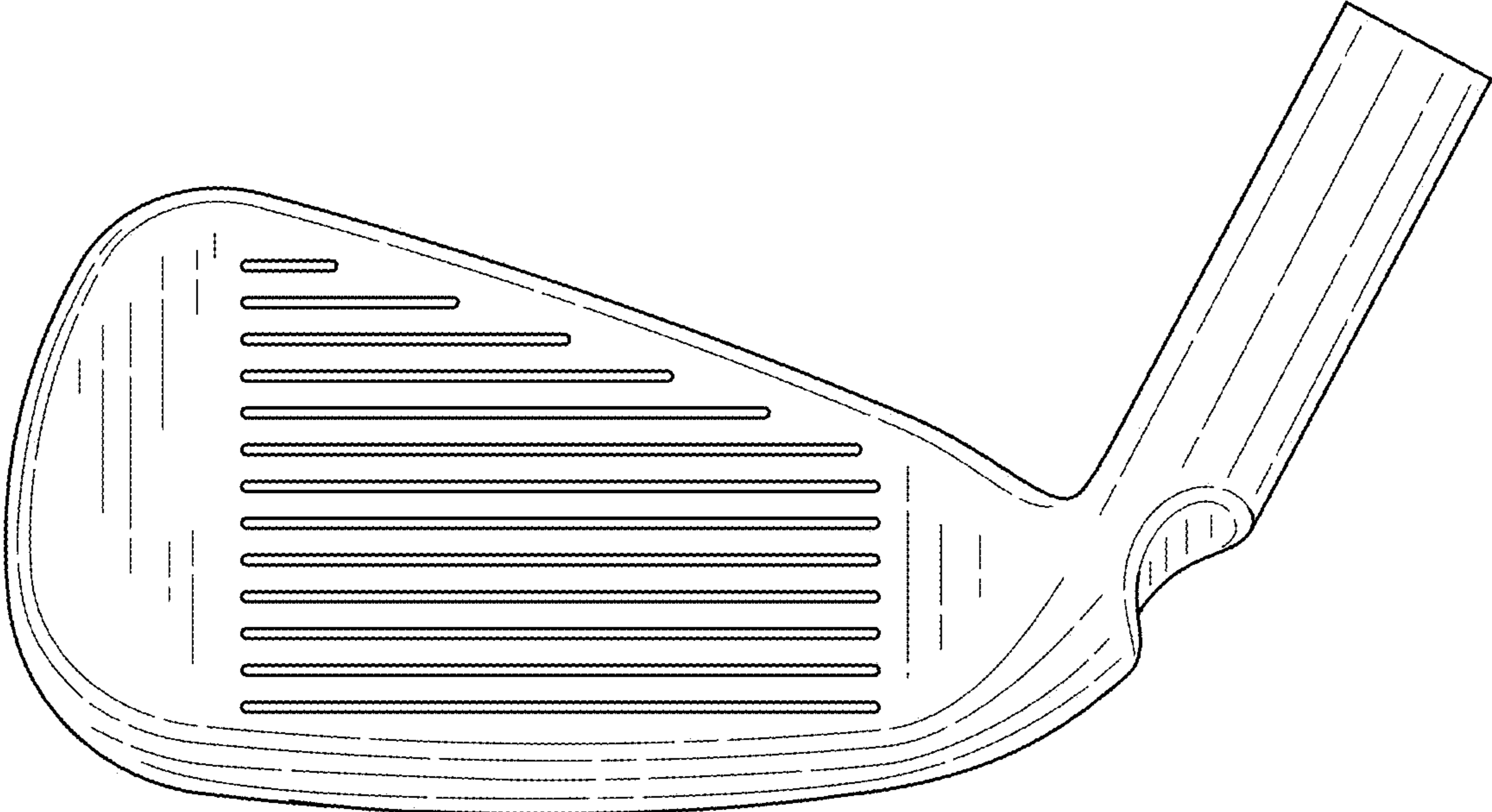


FIG. 5

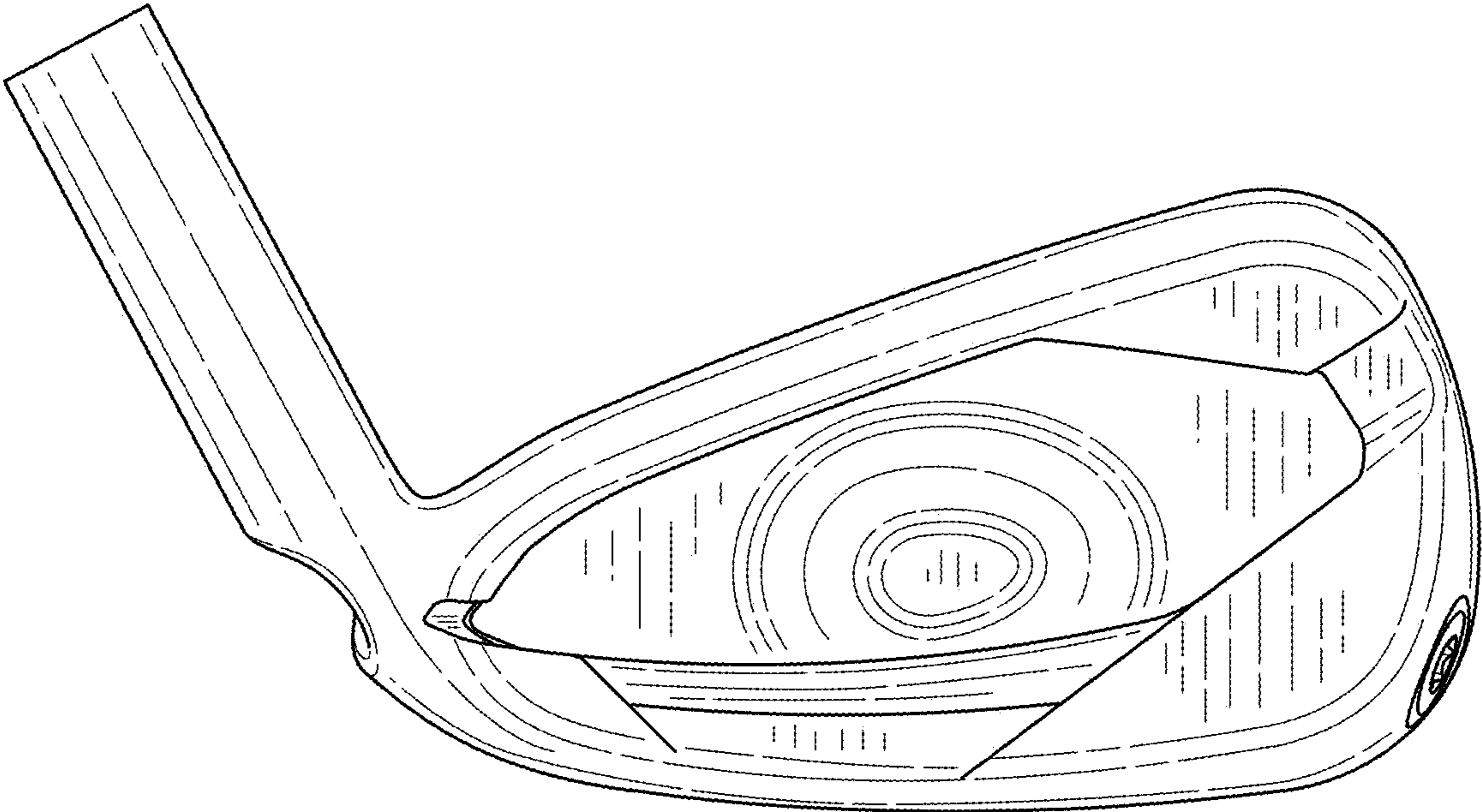


FIG. 6

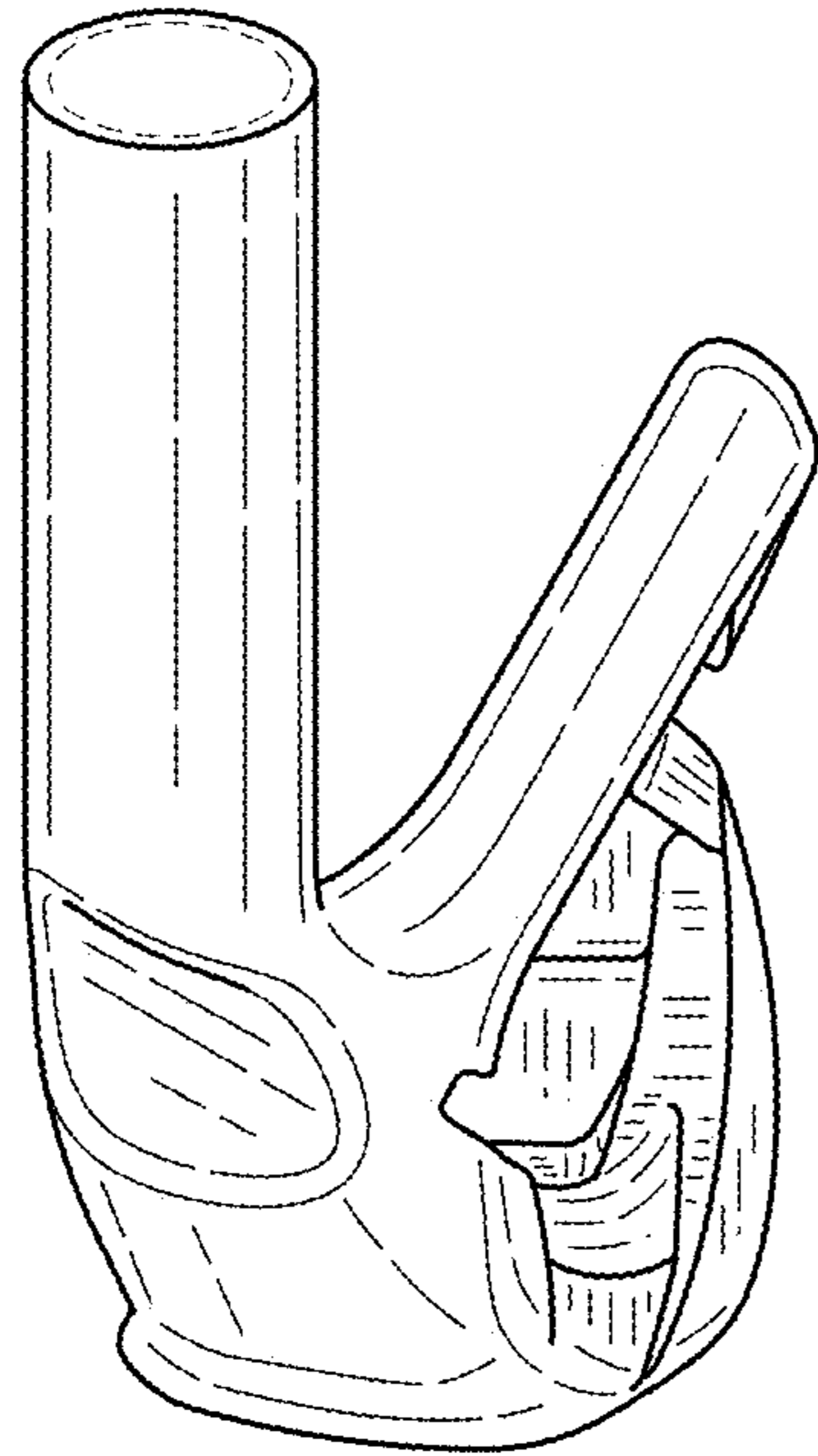


FIG. 7

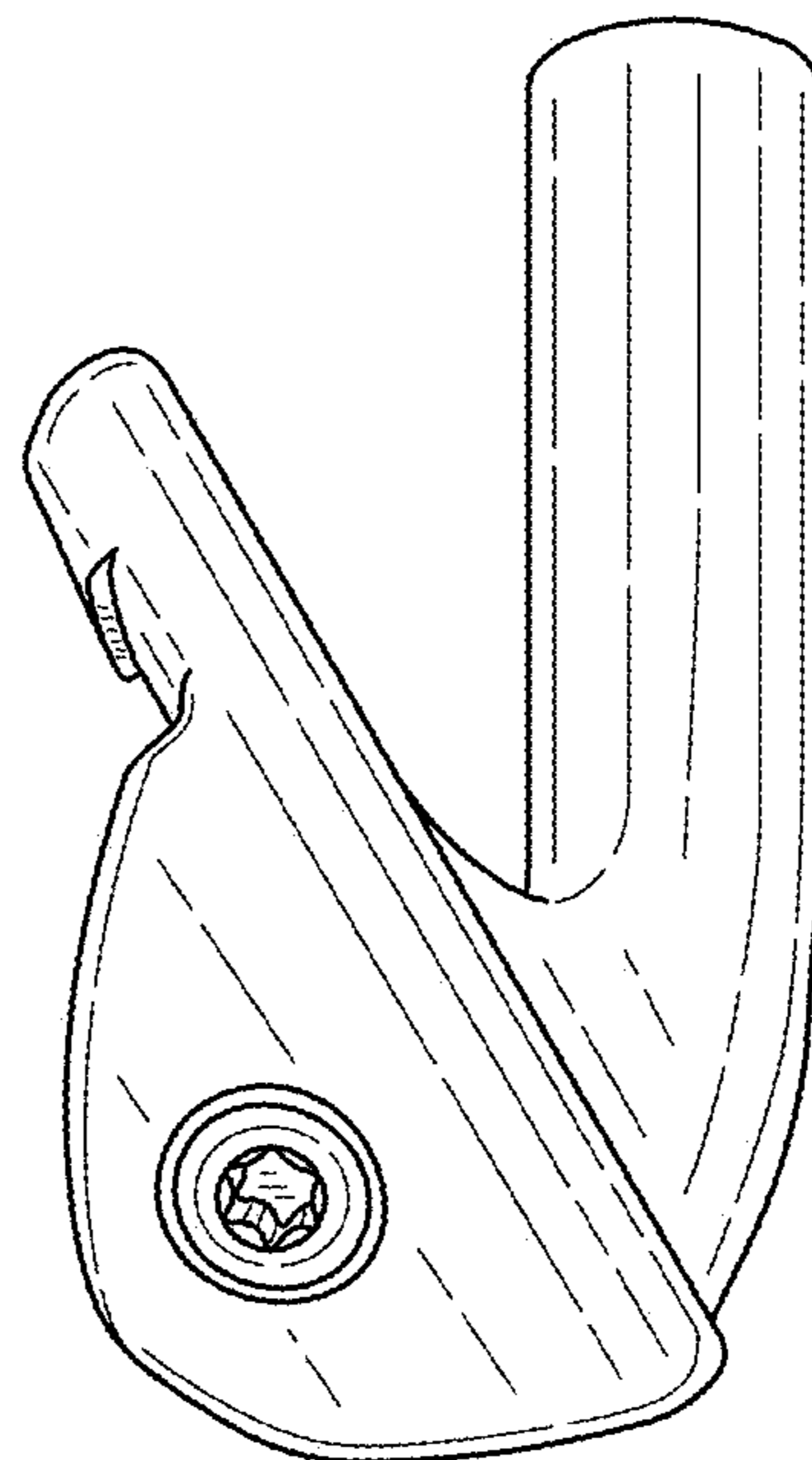


FIG. 8