



US00D977010S

(12) **United States Design Patent**
Sun

(10) **Patent No.:** **US D977,010 S**
(45) **Date of Patent:** **** Jan. 31, 2023**

- (54) **INFLATABLE GINGERBREAD MAN**
- (71) Applicant: **Dongyang Sun**, Wuxi (CN)
- (72) Inventor: **Dongyang Sun**, Wuxi (CN)
- (73) Assignee: **WUXI MULBERRY-ELM TECHNOLOGY CO, LTD**, Wuxi (CN)
- (**) Term: **15 Years**
- (21) Appl. No.: **29/765,570**
- (22) Filed: **Jan. 8, 2021**
- (51) **LOC (14) Cl.** **20-03**
- (52) **U.S. Cl.**
USPC **D20/29; D20/31; D21/808**
- (58) **Field of Classification Search**
USPC D6/597-599, 601; D11/57, 134, 137, D11/158, 162, 141; D20/29-31; D21/490, 576-596, 598, 599, 602, D21/606-609, 611, 618-620, 661, 653, D21/656, 658
CPC A63H 3/00
See application file for complete search history.

- D772,351 S * 11/2016 Guo D21/621
- D802,728 S * 11/2017 Trazzi D23/367
- D871,521 S * 12/2019 Ruth, Jr. D21/621
- D873,355 S * 1/2020 Murphy D21/621

OTHER PUBLICATIONS

“Hollo Star 5FT Christmas Inflatable Yard Decor, Blow Up Lighted Gingerbread Man, Outdoor Indoor Holiday Decorations with LED Lights for Home Lawn” Nov. 4, 2020, site visited May 19, 2022, Lemon: [https://www.amazon.com/PRAISUN-Christmas-Inflatable-Gingerbread-Decorations/dp/B088H6RPJS/\(Year: 2020\).*](https://www.amazon.com/PRAISUN-Christmas-Inflatable-Gingerbread-Decorations/dp/B088H6RPJS/(Year: 2020).*)

* cited by examiner

Primary Examiner — Michael C Stout
Assistant Examiner — Melvin L Davis

(74) *Attorney, Agent, or Firm* — Dragon Sun Law Firm, PC; Jinggao Li; Nathaniel Perkins

(57) **CLAIM**

The ornamental design for an inflatable gingerbread man, as shown and described.

DESCRIPTION

The patent or application file contains at least one drawing executed in color. Copies of this patent or patent application publication with color drawing(s) will be provided by the Office upon request and payment of the necessary fee.

- FIG. 1 is a front and right perspective view of an inflatable gingerbread man showing my new design;
- FIG. 2 is a front and left perspective view thereof;
- FIG. 3 is a front view thereof;
- FIG. 4 is a rear view thereof;
- FIG. 5 is a left side view thereof;
- FIG. 6 is a right side view thereof;
- FIG. 7 is a top plan view thereof; and,
- FIG. 8 is a bottom plan view thereof.

1 Claim, 8 Drawing Sheets
(8 of 8 Drawing Sheet(s) Filed in Color)

(56) **References Cited**

U.S. PATENT DOCUMENTS

- D261,285 S * 10/1981 Clark D21/406
- D286,013 S * 10/1986 Adams D8/395
- D335,312 S * 5/1993 Baker D21/621
- D348,702 S * 7/1994 Romero D21/621
- D348,703 S * 7/1994 Romero D21/621
- D349,138 S * 7/1994 Romero D21/621
- D368,823 S * 4/1996 Cancellieri D6/601
- D467,619 S * 12/2002 Fullalove D20/31
- D480,763 S * 10/2003 Dykstra D20/31
- D484,928 S * 1/2004 Marr D21/621
- D535,908 S * 1/2007 Fountain D11/128
- D604,569 S * 11/2009 Frank D7/689
- D614,252 S * 4/2010 Pilgaard D21/621
- D690,780 S * 10/2013 Tranmer D21/621





FIG. 1




FIG. 2



FIG. 3



FIG. 4




FIG. 5




FIG. 6




FIG. 7




FIG. 8