



US00D977007S

(12) **United States Design Patent**
Canning

(10) **Patent No.:** **US D977,007 S**
(45) **Date of Patent:** **** Jan. 31, 2023**

(54) **RECONFIGURABLE ASTRONOMICAL MODEL**

(71) Applicant: **Alison Canning**, Cornwall (GB)

(72) Inventor: **Alison Canning**, Cornwall (GB)

(**) Term: **15 Years**

(21) Appl. No.: **29/720,677**

(22) Filed: **Jan. 15, 2020**

(51) **LOC (14) Cl.** **19-07**

(52) **U.S. Cl.**
USPC **D19/61**

(58) **Field of Classification Search**
USPC D26/94, 104; D21/701, 713, 303, 362,
D21/412, 439, 466; D19/61
CPC G09B 27/08; G09B 23/40; G04B 19/226
See application file for complete search history.

(56) **References Cited**

U.S. PATENT DOCUMENTS

51,072	A *	11/1865	Moore	G09B 27/02 434/293
452,650	A *	5/1891	Randall	G09B 27/02 434/291
646,976	A *	4/1900	Gardner	G09B 27/02 434/290
766,276	A *	8/1904	Mackenzie	G09B 27/04 434/285
938,162	A *	10/1909	Moore	G09B 27/02 434/291
2,074,363	A *	3/1937	Burke	G09B 27/02 446/179
2,098,296	A *	11/1937	La Grasse	G09B 27/02 434/291
D114,648	S *	5/1939	Schumann	D19/61
2,204,952	A *	6/1940	Wittigsehlager	A63H 33/425 434/291
2,226,032	A *	12/1940	Wahlberg	G09B 27/02 475/11

D137,676	S *	4/1944	Eisler	244/200
2,721,442	A *	10/1955	Pettigrew, Sr.	G04B 19/226 116/300
D188,188	S *	6/1960	Graves	D21/467
D189,821	S *	2/1961	Lyon	D21/467

(Continued)

FOREIGN PATENT DOCUMENTS

CN		304881584		*	11/2018
EM		002837856-0002		*	3/2016

OTHER PUBLICATIONS

Orrery, universetoday.com,date published Dec. 30, 2015,date retrieved May 16, 2022—29720675—https://tineye.com/search/7a85ba019eb22bbd2ee1c51c34bc2ba8ed355ac5?sort=score&order=desc&page=1 (Year: 2015).*

(Continued)

Primary Examiner — Jennifer L Rempfer
Assistant Examiner — Danielle Nichole Bowly
(74) *Attorney, Agent, or Firm* — Finch & Maloney PLLC

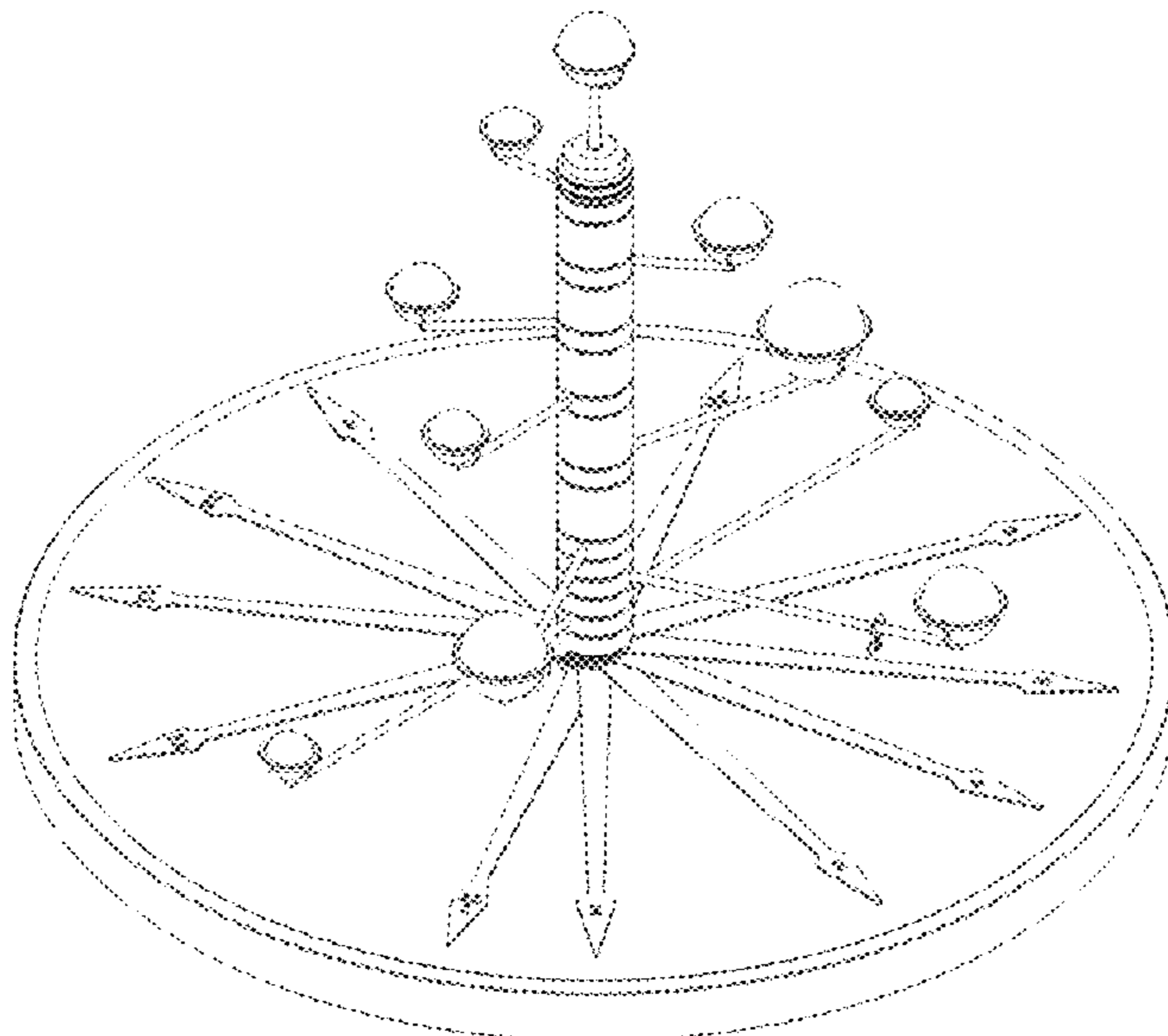
(57) **CLAIM**

I claim the ornamental design for a reconfigurable astronomical model, as shown and described.

DESCRIPTION

FIG. 1 is a perspective view of a reconfigurable astronomical model embodying my new design;
FIG. 2 is a top plan view thereof;
FIG. 3 is a perspective view, similar to FIG. 1, but with all of the astronomical objects vertically aligned with one another;
FIG. 4 is a front elevational view of FIG. 3;
FIG. 5 is a right side elevational view of FIG. 3, the left side elevational view being a mirror image thereof; and,
FIG. 6 is a top plan view of FIG. 3.

1 Claim, 6 Drawing Sheets



(56)

References Cited

U.S. PATENT DOCUMENTS

3,029,528 A * 4/1962 Verson G09B 27/02
434/291
3,242,595 A * 3/1966 Eastman G09B 27/02
434/291
D210,376 S * 3/1968 Gaul et al. D19/61
D211,346 S * 6/1968 Evanston, III D19/61
D237,324 S * 10/1975 Herring D2/869
5,967,791 A * 10/1999 Abrahamian G09B 27/02
434/284
6,899,448 B2 * 5/2005 Damalas F21S 8/04
362/411
D619,925 S * 7/2010 Lee D11/157

OTHER PUBLICATIONS

Model Solar System, Youtube, date published Feb. 16, 2017, date
retrieved May 16, 2022—29720675—[https://www.youtube.com/
watch?v=6cjHllf-KxU](https://www.youtube.com/watch?v=6cjHllf-KxU) (Year: 2017).*

* cited by examiner

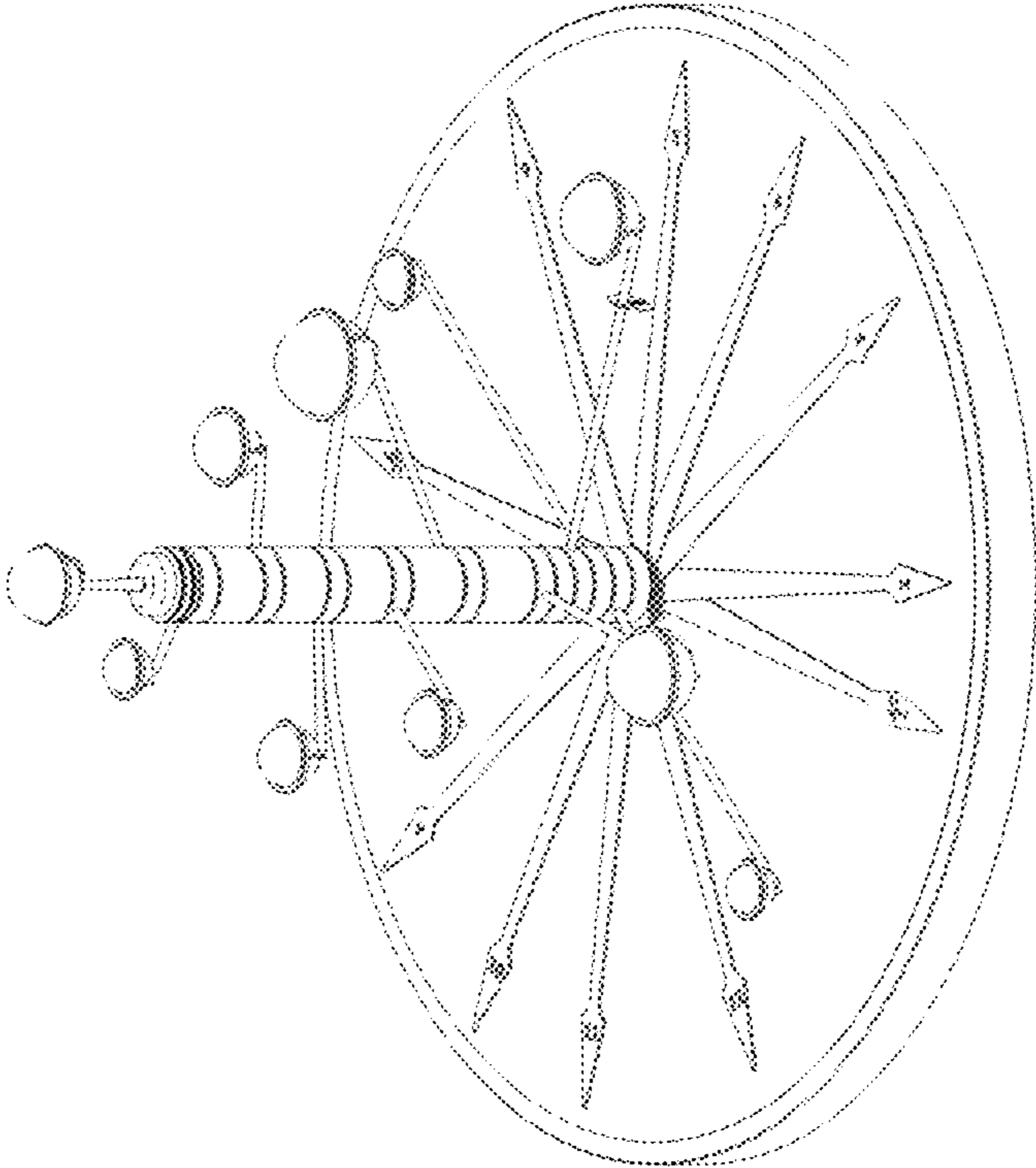


FIG. 1

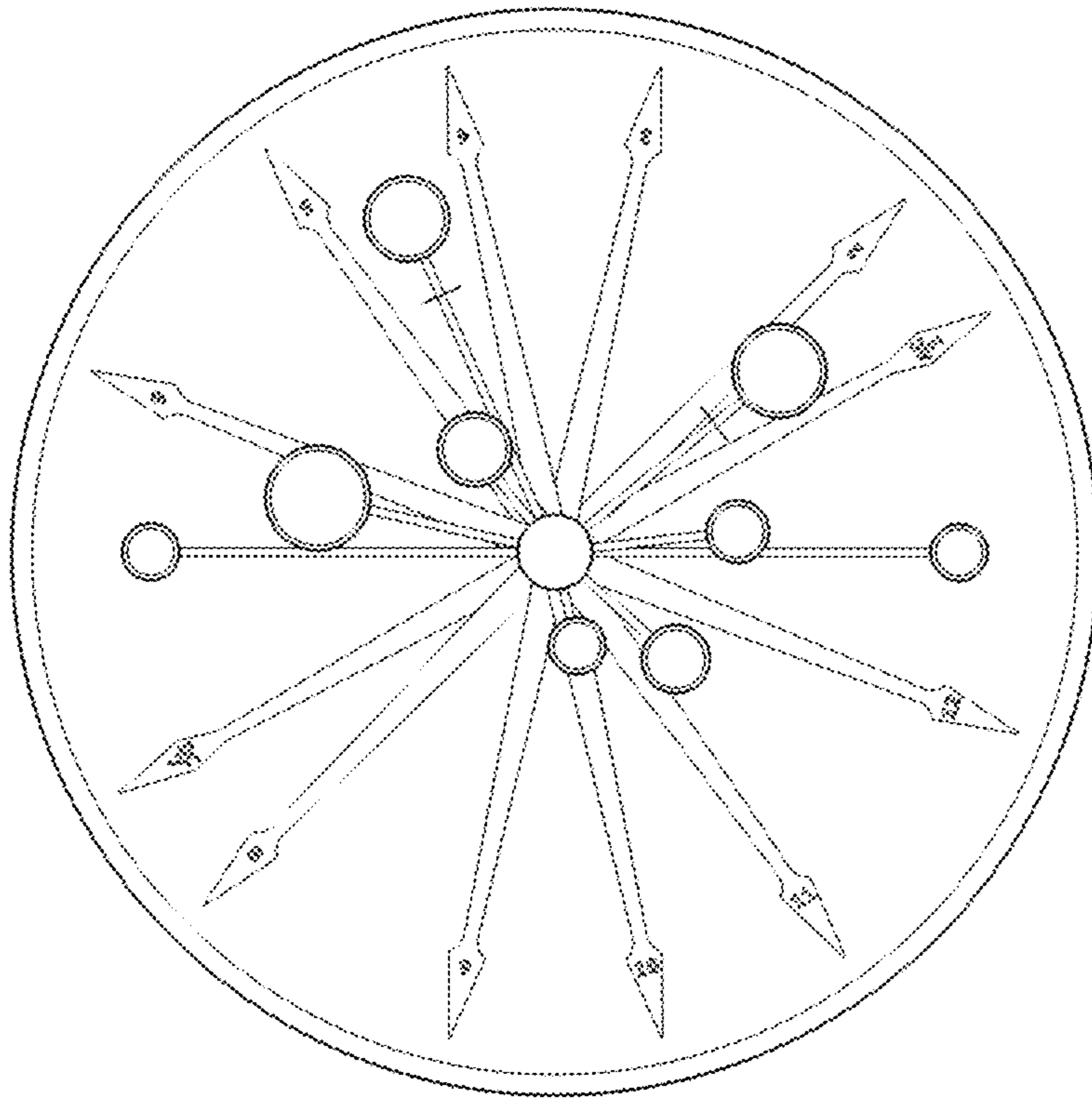


FIG. 2

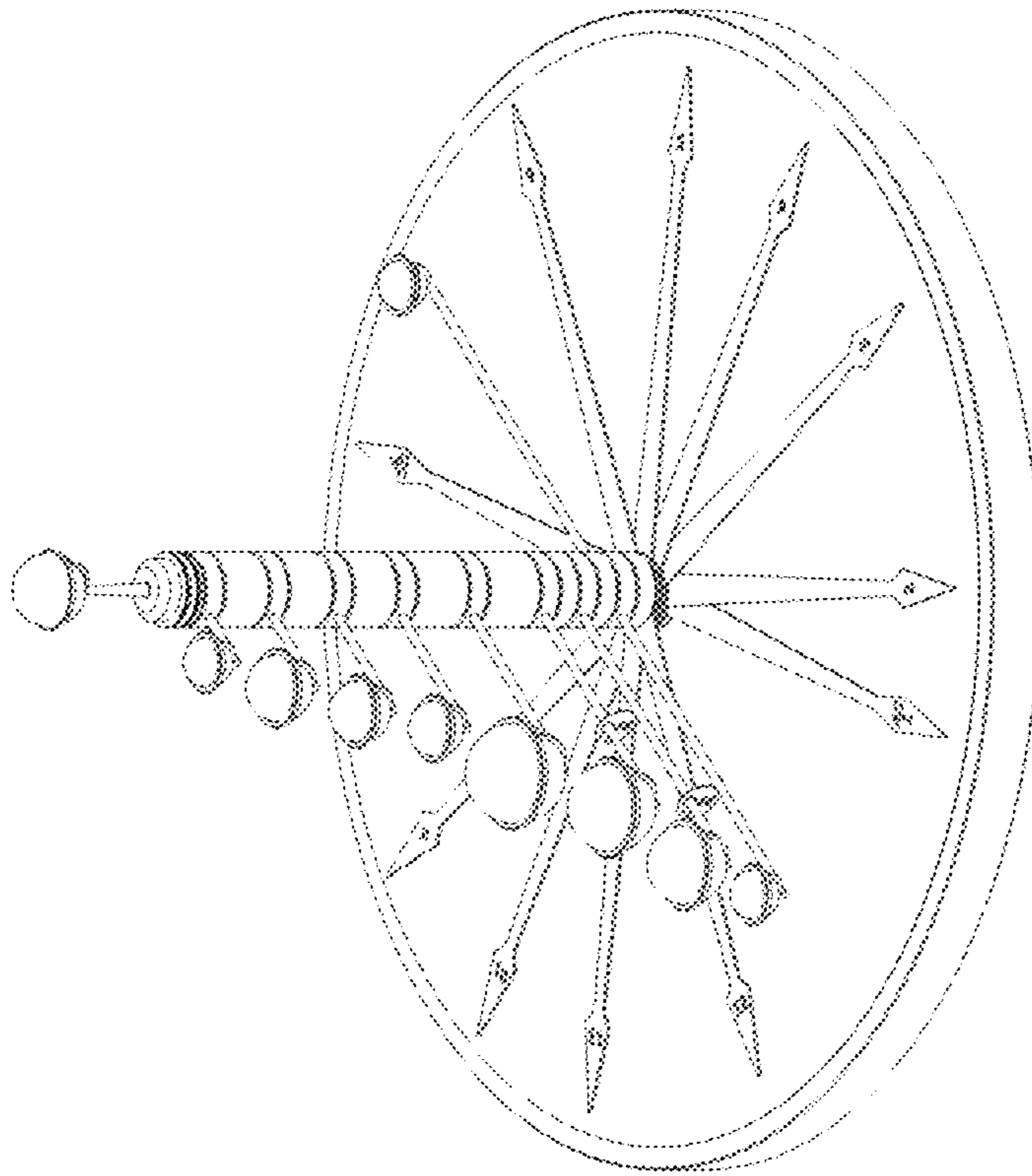


FIG. 3

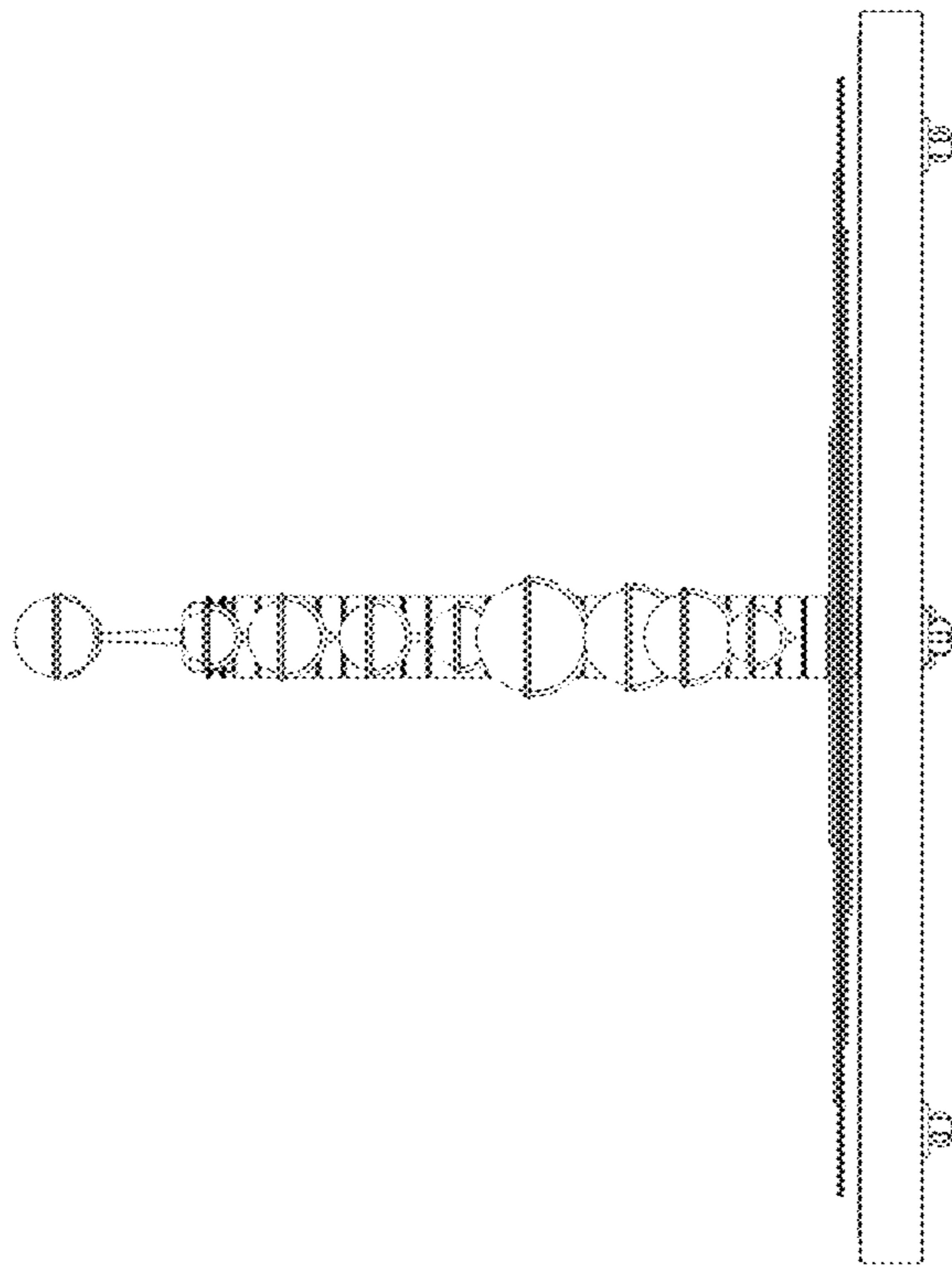


FIG. 4

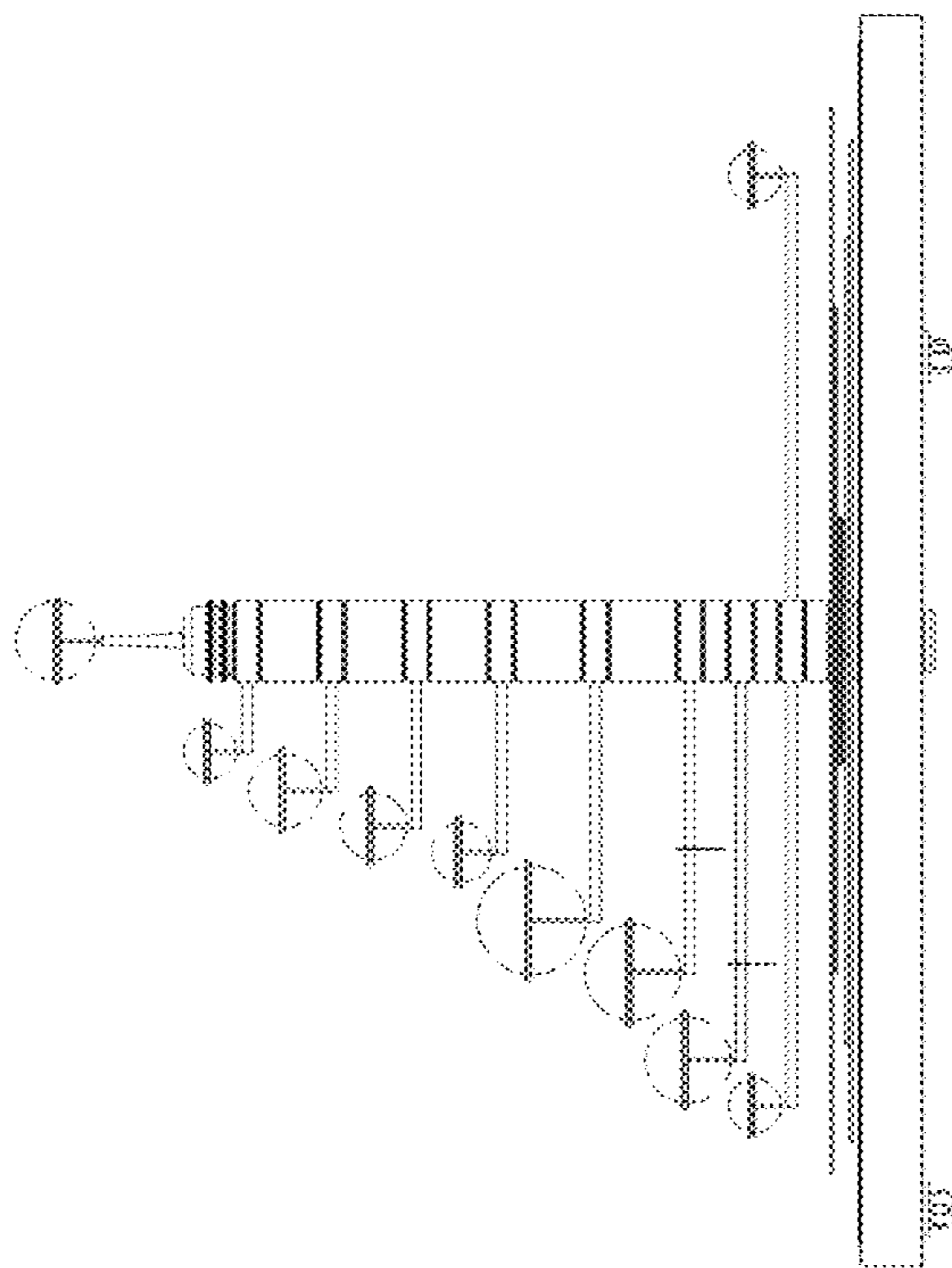


FIG. 5

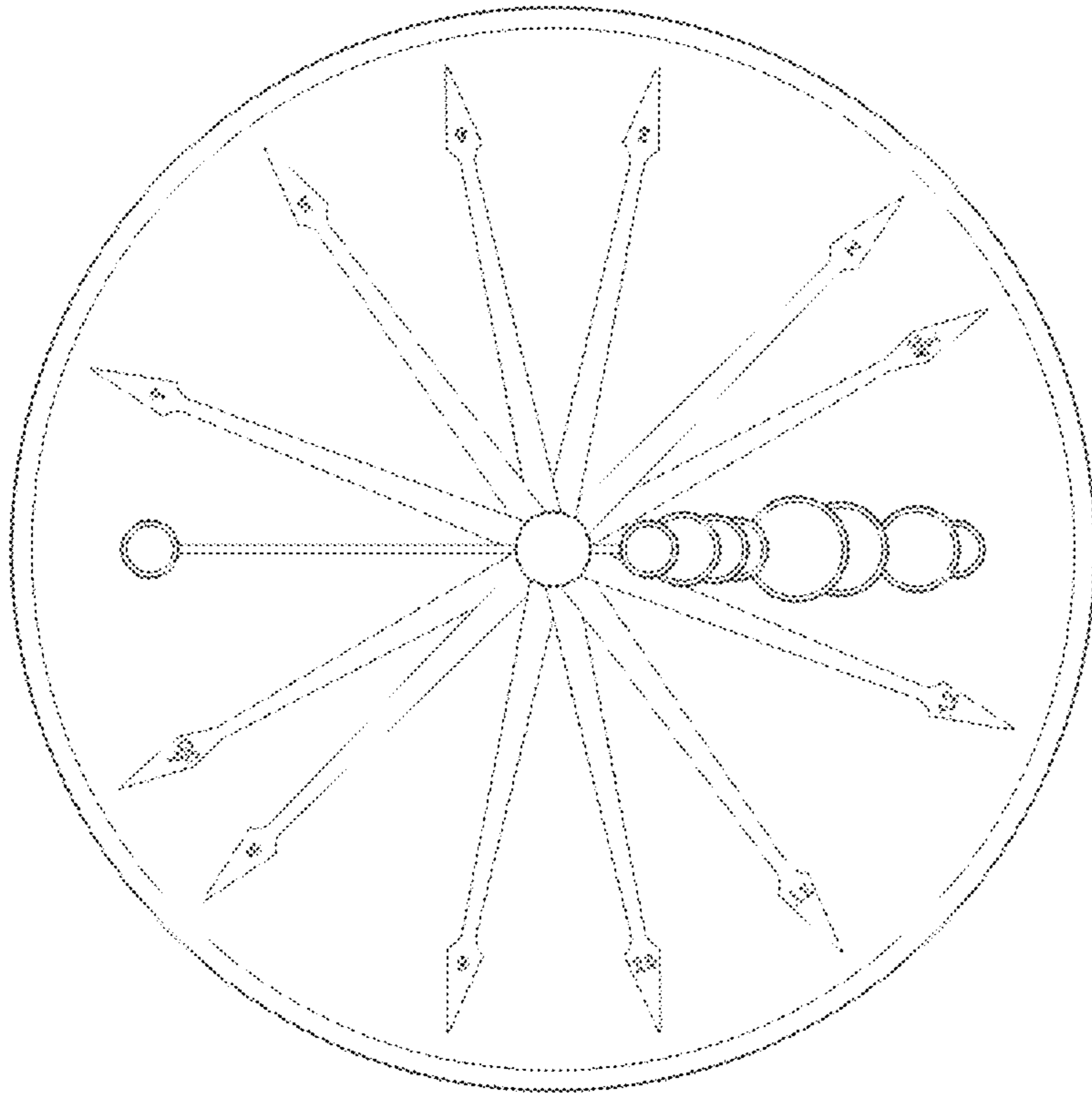


FIG. 6