



US00D976872S

(12) **United States Design Patent**
Zhang et al.

(10) **Patent No.:** **US D976,872 S**

(45) **Date of Patent:** **** Jan. 31, 2023**

(54) **EARPHONE**

(71) Applicant: **Ugreen Group Limited**, Shenzhen (CN)

(72) Inventors: **Qingsen Zhang**, Shenzhen (CN);
Junling Chen, Shenzhen (CN); **Dian Liu**, Shenzhen (CN)

(**) Term: **15 Years**

(21) Appl. No.: **29/783,654**

(22) Filed: **May 14, 2021**

(51) **LOC (14) Cl.** **14-01**

(52) **U.S. Cl.**
USPC **D14/223**

(58) **Field of Classification Search**
USPC D14/223; D24/174; 128/864–866;
381/380–381
CPC H04R 1/10; H04R 25/00; H04R 25/02;
H04R 1/1066; H04R 1/1016; H04R
5/033; H04R 5/0335; H04R 1/1091
See application file for complete search history.

(56) **References Cited**

U.S. PATENT DOCUMENTS

7,120,267	B2 *	10/2006	Ito	H04R 1/083 381/384
D603,380	S *	11/2009	Hutchieson	D14/223
D637,997	S *	5/2011	Peller	D14/205
D637,999	S *	5/2011	Brunner	D14/205
D641,010	S *	7/2011	Kwon	D14/223
D652,817	S *	1/2012	Lee	D14/205
D652,822	S *	1/2012	Lee	D14/223
D654,056	S *	2/2012	Hoggarth	D14/223
D657,499	S *	4/2012	Parkins	D29/112
D666,581	S *	9/2012	Perez	D14/223
D685,764	S *	7/2013	Coulter	D14/205
D699,226	S *	2/2014	Yoon	D14/206
8,776,801	B2 *	7/2014	McIntosh	H04R 1/1083 181/135
D711,356	S *	8/2014	Yang	D14/223

D719,550	S *	12/2014	Yang	D14/223
D725,082	S *	3/2015	Palmborg	D14/223
D726,145	S *	4/2015	Hsieh	D14/205
D727,871	S *	4/2015	Orbach	D14/205
D733,102	S *	6/2015	Palmborg	D14/223
D733,103	S *	6/2015	Jeong	D14/224
D735,169	S *	7/2015	Shieh	D14/223
9,131,308	B2 *	9/2015	Kraft	G10L 21/0232
D742,861	S *	11/2015	Miyake	D14/223
D764,445	S *	8/2016	Czaniecki	D14/223
D777,710	S *	1/2017	Palmborg	D14/223
D781,269	S *	3/2017	Choe	D14/223
D782,997	S *	4/2017	Shin	D14/205

(Continued)

FOREIGN PATENT DOCUMENTS

EM	008277826-0001	*	11/2020
GB	9007065123-0006	*	10/2019

Primary Examiner — Paula Allen Greene

(74) *Attorney, Agent, or Firm* — Rumit Ranjit Kanakia

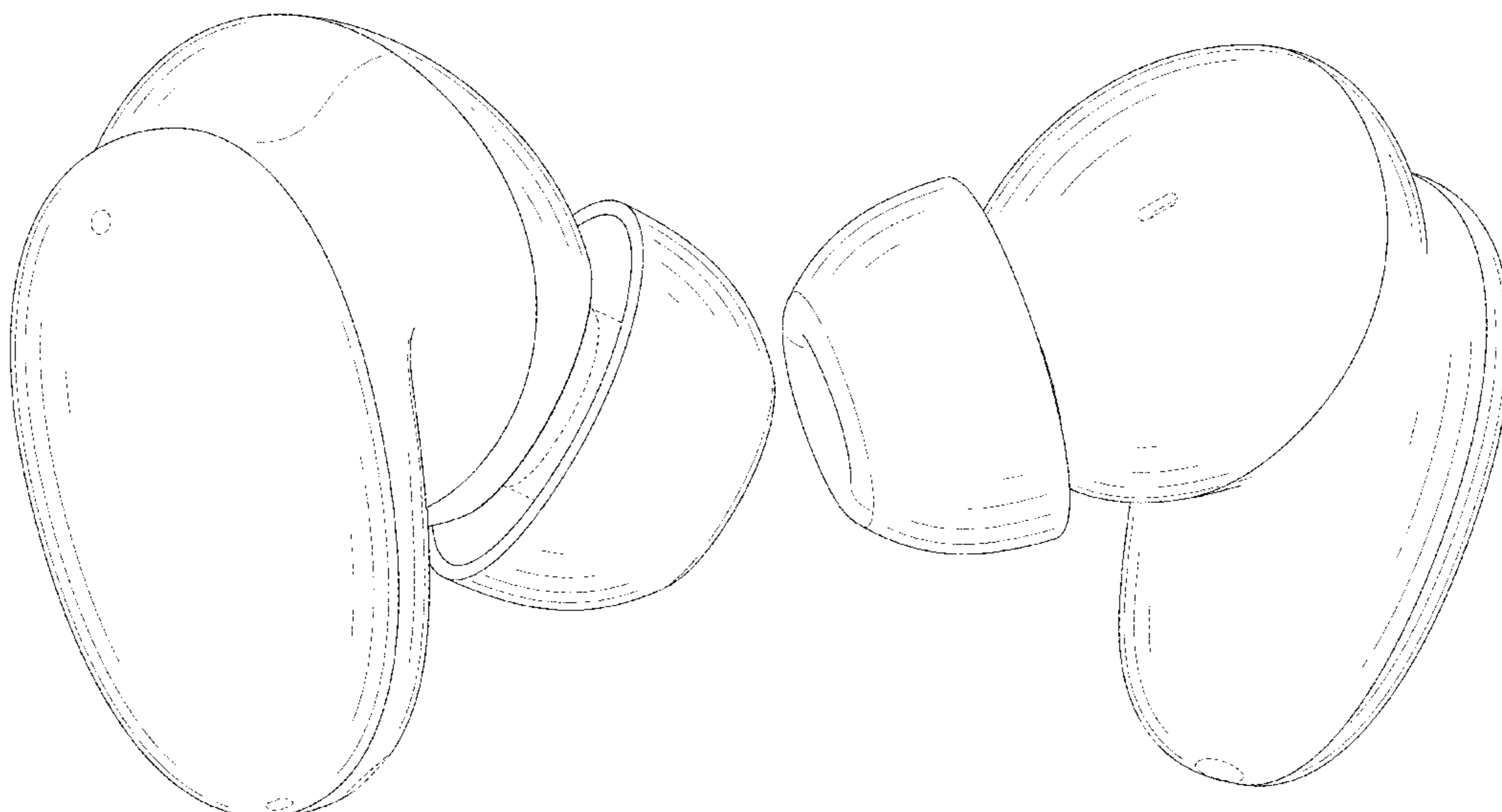
(57) **CLAIM**

The ornamental design for an earphone, as shown and described.

DESCRIPTION

FIG. 1 is a first perspective view of an earphone showing my new design;
 FIG. 2 is a second perspective view thereof;
 FIG. 3 is a front view thereof;
 FIG. 4 is a back view thereof;
 FIG. 5 is a left side view thereof;
 FIG. 6 is a right side view thereof;
 FIG. 7 is a top view thereof; and,
 FIG. 8 is a bottom view thereof.
 The broken lines shown in the drawings depict portions of the earphone in which the design is embodied that form no part of the claimed design.

1 Claim, 8 Drawing Sheets



(56)

References Cited

U.S. PATENT DOCUMENTS

D782,998 S *	4/2017	Shin	D14/205	D897,318 S *	9/2020	Blundell	D14/223
D798,843 S *	10/2017	Valenzuela	D14/223	D897,319 S *	9/2020	Wang	D14/223
D817,309 S *	5/2018	Czaniecki	D14/223	D897,322 S *	9/2020	Wei	D14/223
D824,371 S *	7/2018	Loermann	D24/174	D900,064 S *	10/2020	Laffon de Mazieres	D14/223
D826,211 S *	8/2018	Kim	D14/206	D908,667 S *	1/2021	He	D14/223
D841,626 S *	2/2019	Tang	D14/223	D920,288 S *	5/2021	Vautour	D14/223
D843,354 S *	3/2019	Kumano	D14/223	D926,162 S *	7/2021	Dang	D14/223
D845,932 S *	4/2019	Lu	D14/223	D926,163 S *	7/2021	Williamson	D14/223
D847,126 S *	4/2019	Loermann	D14/223	D930,617 S *	9/2021	Tanaka	D14/223
D858,489 S *	9/2019	Hu	D14/223	D940,690 S *	1/2022	Zhang	D14/223
D863,263 S *	10/2019	Yu	D14/223	D940,691 S *	1/2022	Zhang	D14/223
D868,752 S *	12/2019	Zhu	D14/223	D951,236 S *	5/2022	Laffon de Mazieres	D14/223
D875,714 S *	2/2020	Kim	D14/205	D953,302 S *	5/2022	Zhang	D14/223
D888,691 S *	6/2020	Liu	D14/223	D954,027 S *	6/2022	Chen	D14/223
D889,441 S *	7/2020	Lin	D14/223	D955,369 S *	6/2022	Zhang	D14/223
D892,087 S *	8/2020	Briggs	D14/223	2016/0316292 A1 *	10/2016	Huang	H04R 1/1091
D895,580 S *	9/2020	Yu	D14/223	2019/0075384 A1 *	3/2019	Miwa	H04R 1/1075
					2020/0177981 A1 *	6/2020	Ma	H04R 1/1016
					2020/0186906 A1 *	6/2020	Birch	H04R 1/1041
					2021/0152921 A1 *	5/2021	Silva	H04R 1/1058

* cited by examiner

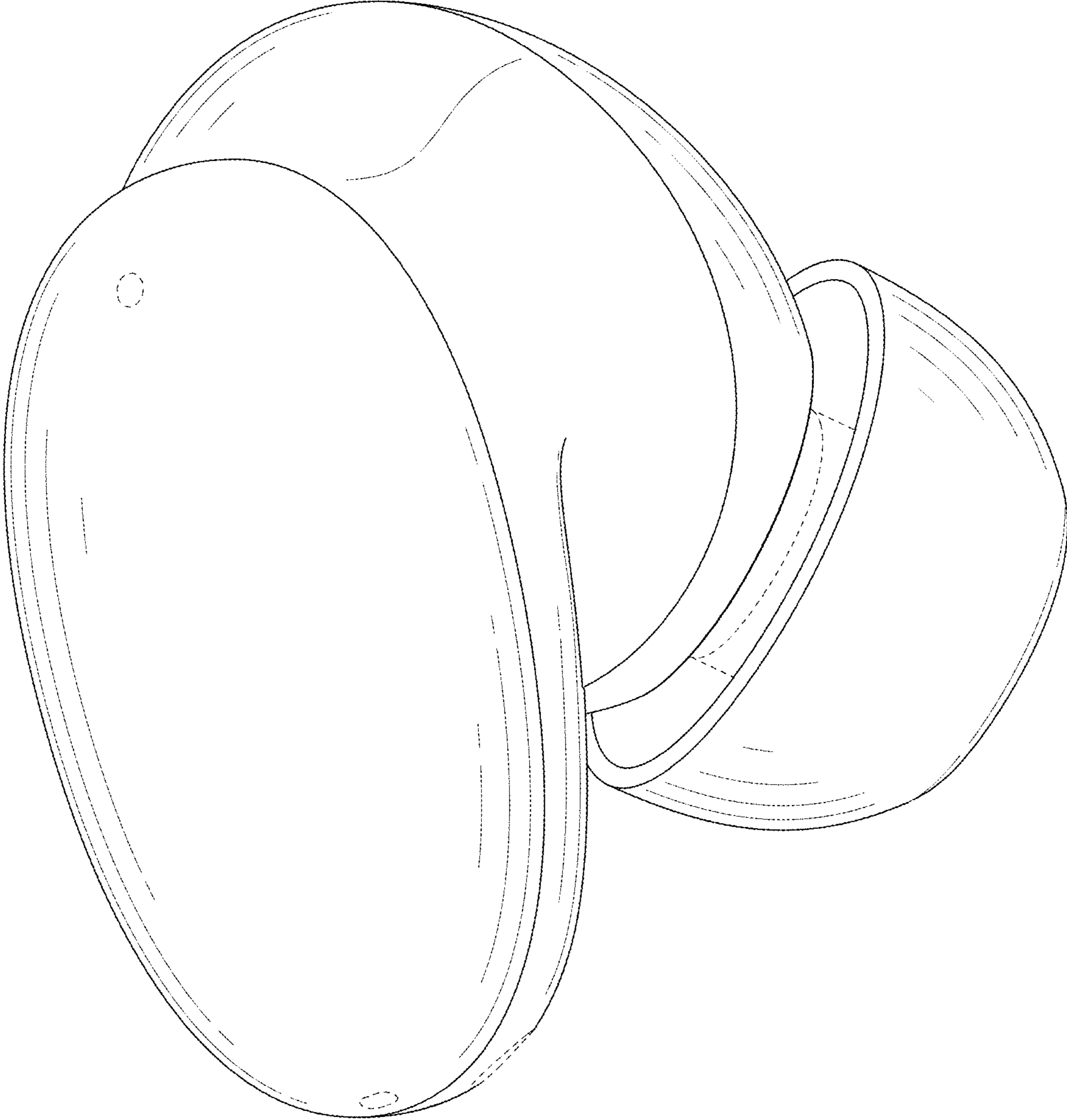


FIG. 1

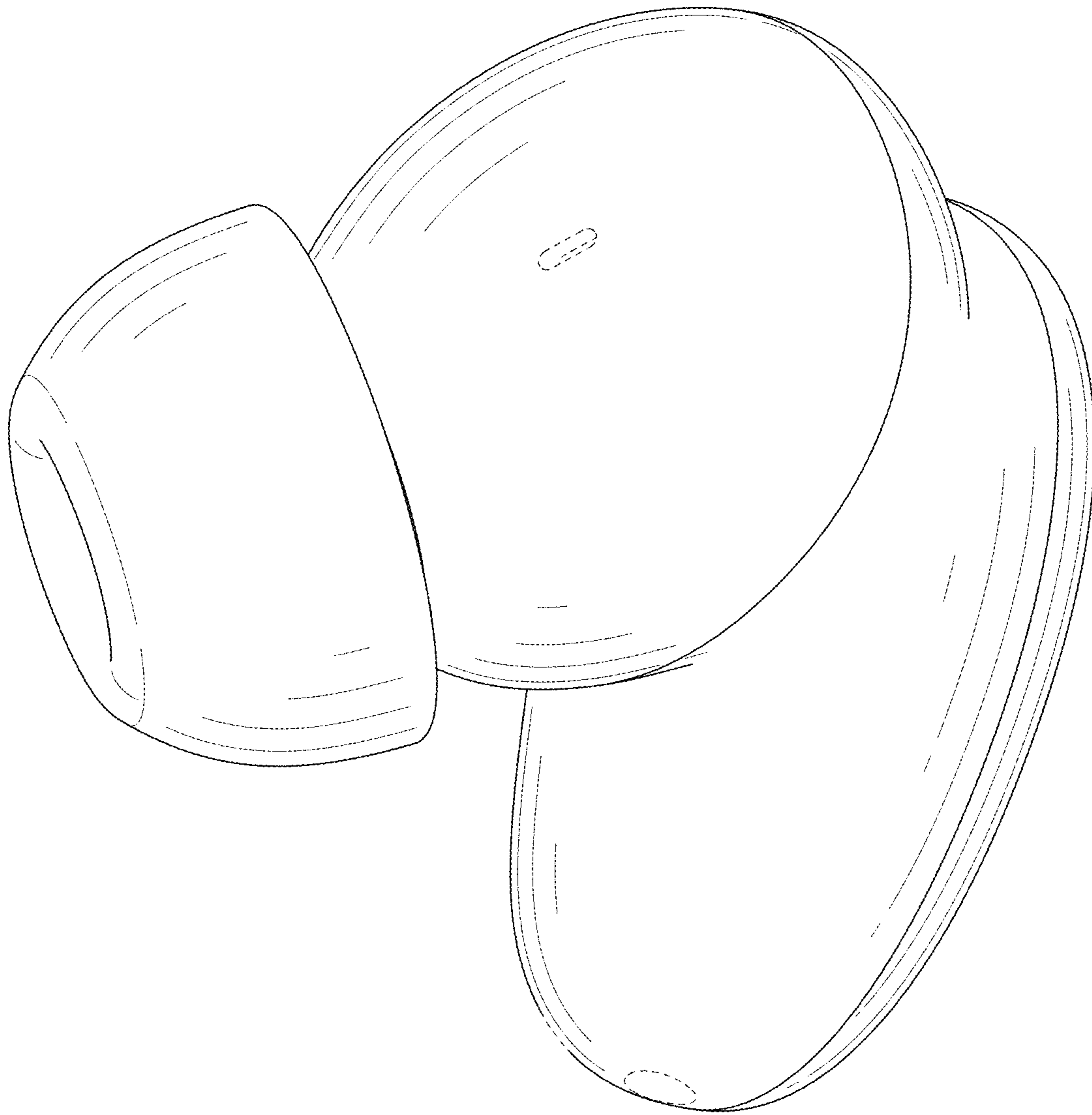


FIG. 2




FIG. 3

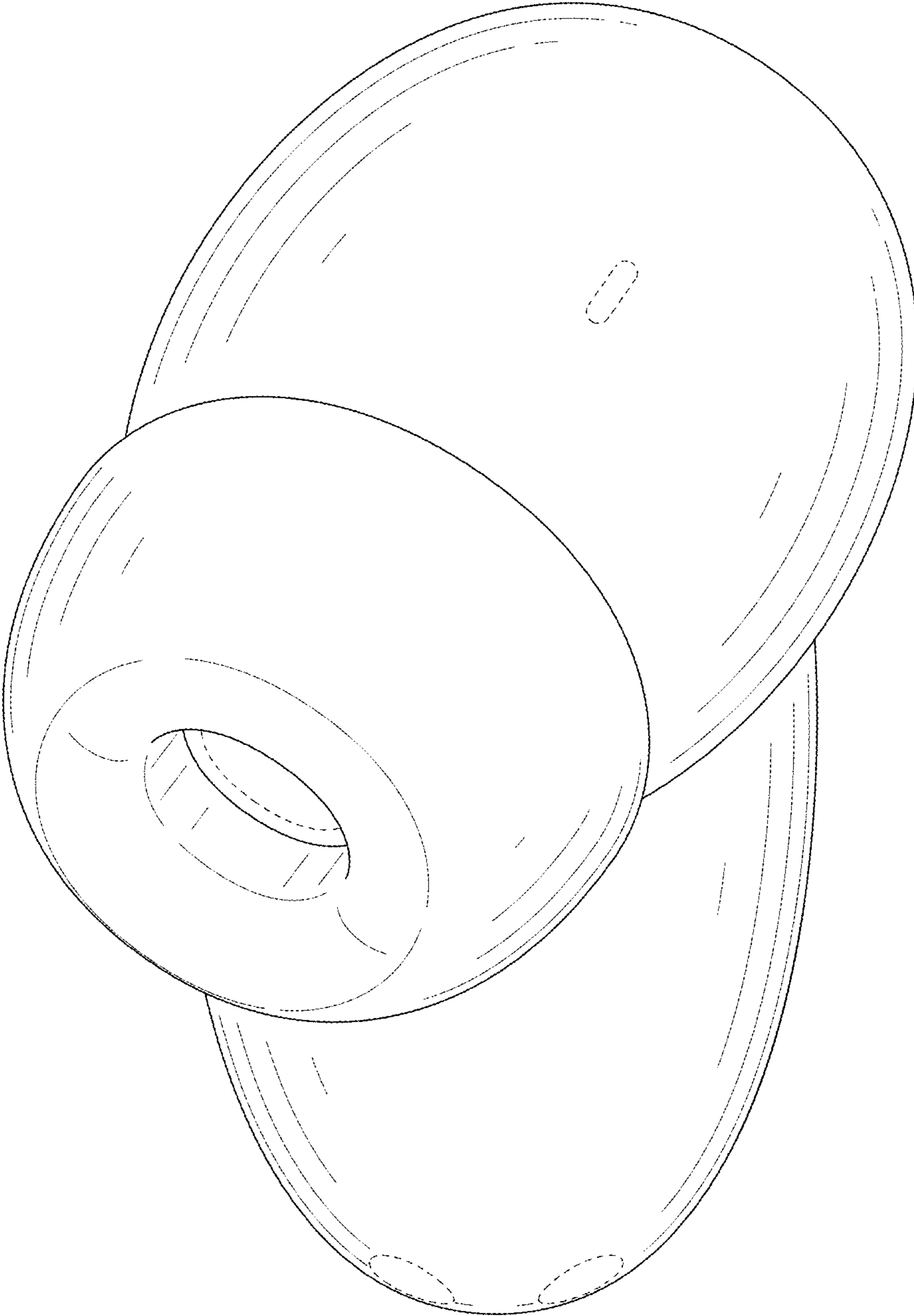


FIG. 4

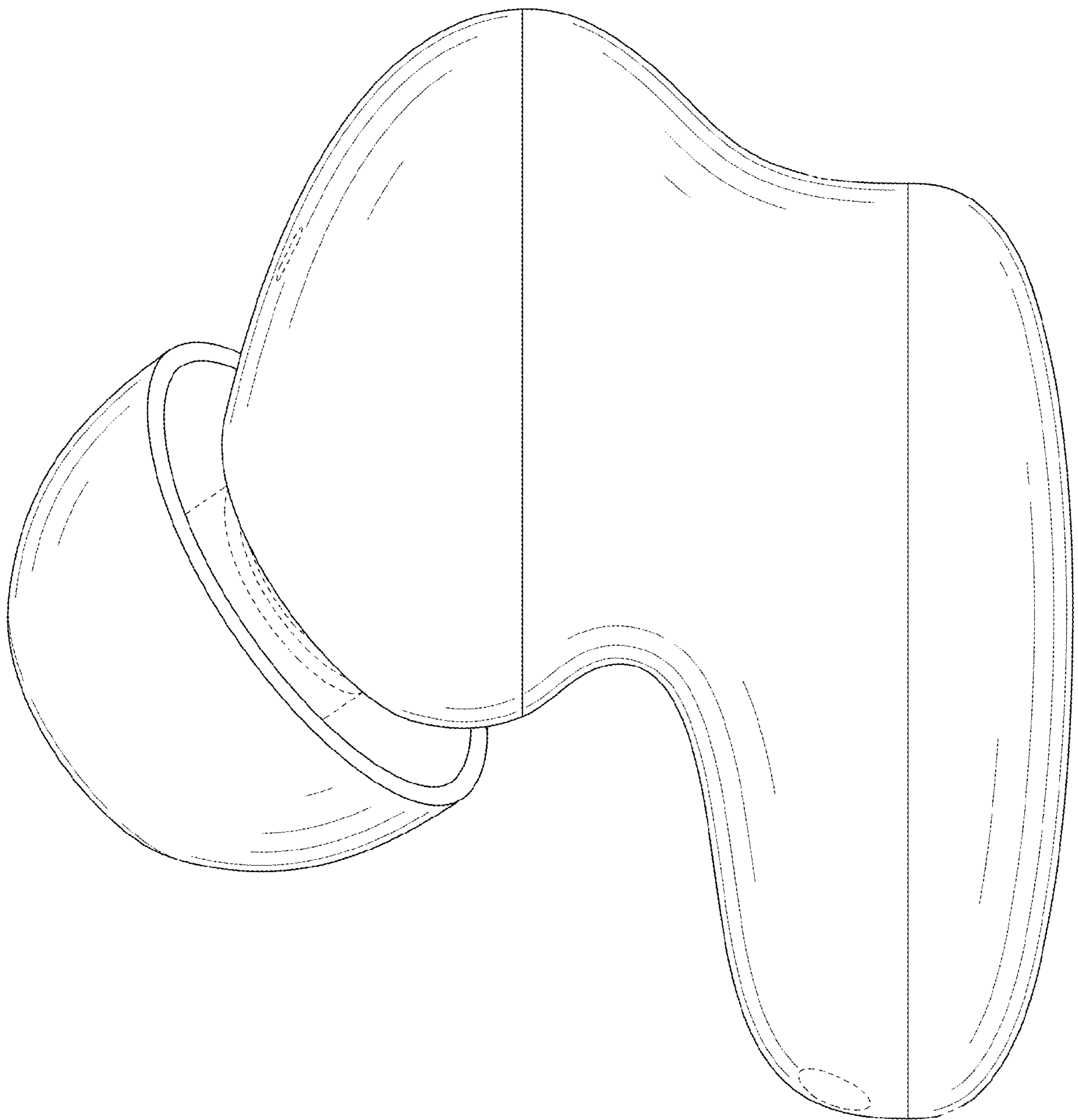


FIG. 5

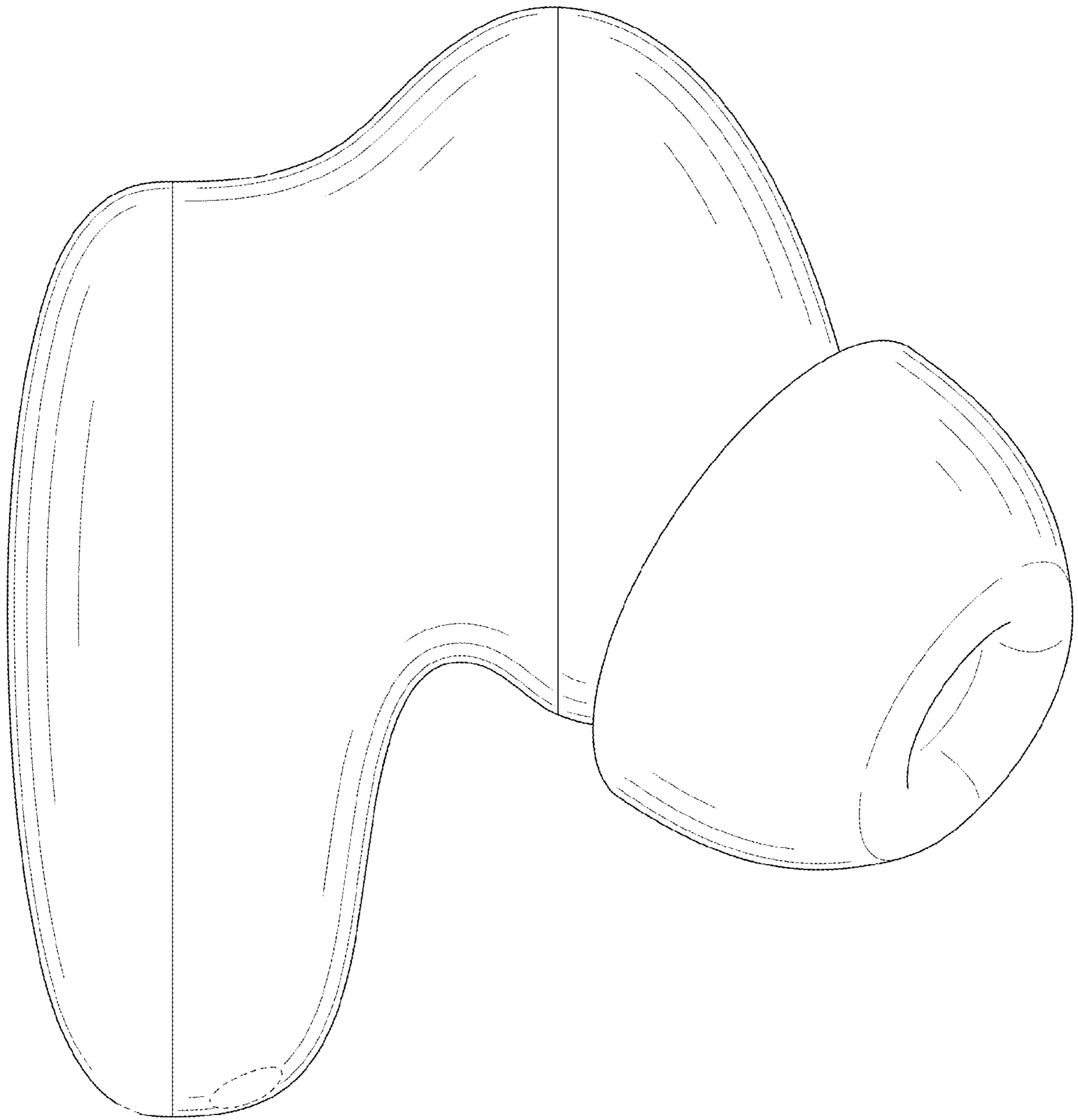


FIG. 6

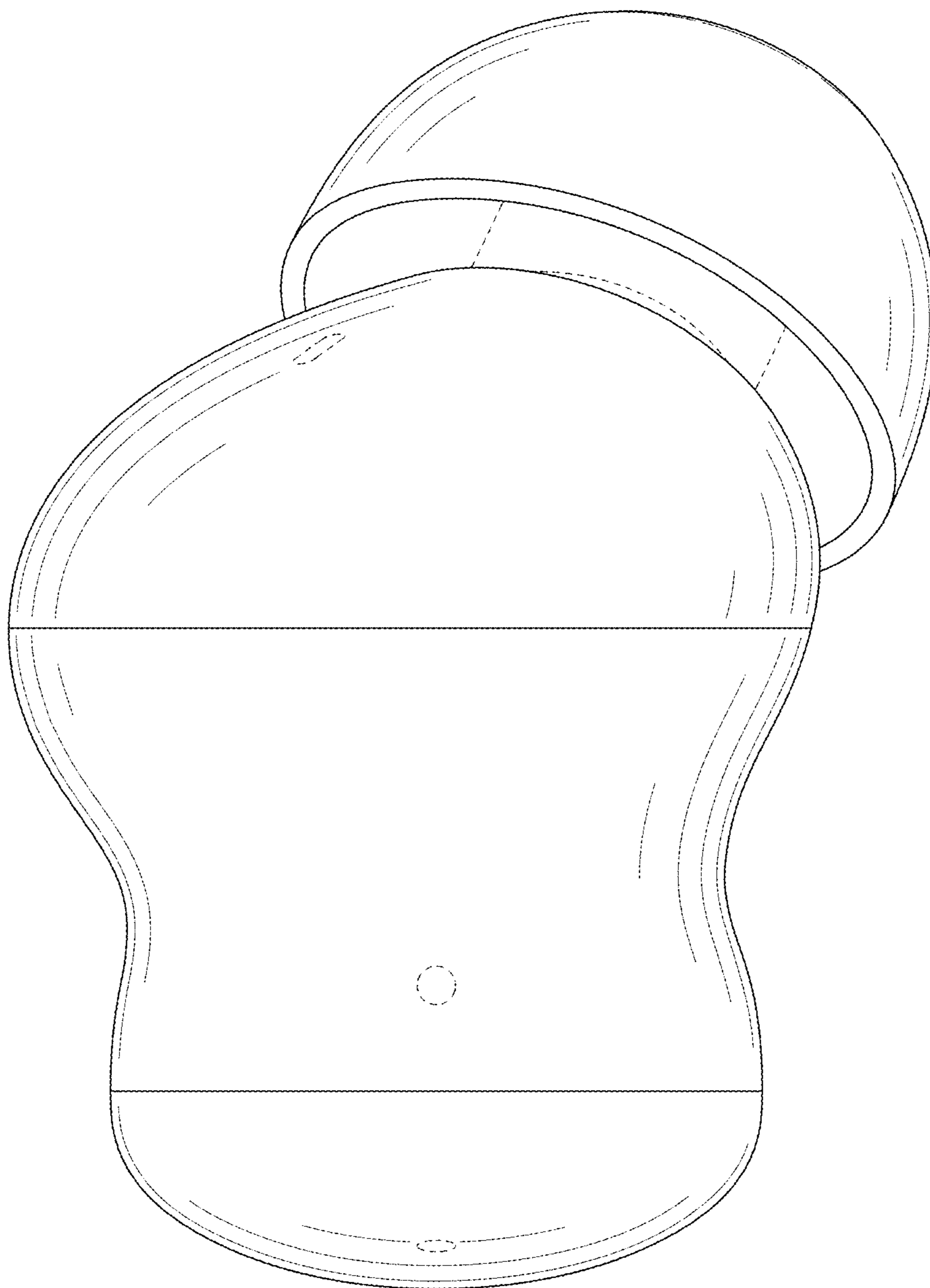


FIG. 7

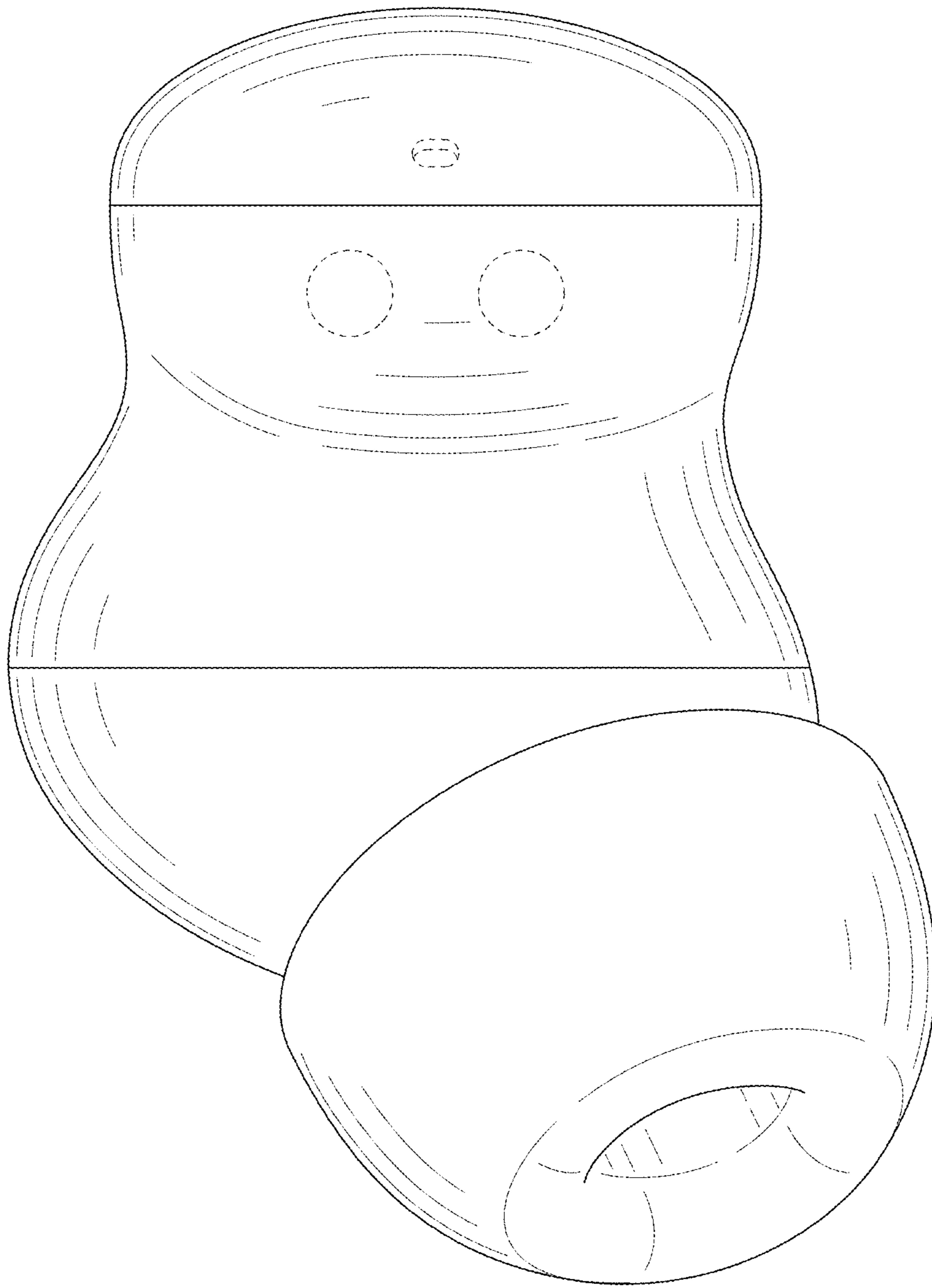


FIG. 8