



US00D976844S

(12) **United States Design Patent**  
**Altonen et al.**

(10) **Patent No.: US D976,844 S**

(45) **Date of Patent: \*\* \*Jan. 31, 2023**

(54) **KEYPAD**

(71) Applicant: **Lutron Technology Company LLC**,  
Coopersburg, PA (US)

(72) Inventors: **Gregory Altonen**, Easton, PA (US);  
**Jason C. Killo**, Emmaus, PA (US);  
**Matthew Philip McDonald**,  
Phoenixville, PA (US); **Sean Tucker**,  
Bethlehem, PA (US)

(73) Assignee: **Lutron Technology Company LLC**,  
Coopersburg, PA (US)

(\*) Notice: This patent is subject to a terminal dis-  
claimer.

(\*\*) Term: **15 Years**

(21) Appl. No.: **29/825,545**

(22) Filed: **Feb. 2, 2022**

**Related U.S. Application Data**

(63) Continuation of application No. 29/823,705, filed on  
Jan. 19, 2022, which is a continuation of application  
(Continued)

(51) **LOC (14) Cl.** ..... **13-03**

(52) **U.S. Cl.**  
USPC ..... **D13/162**

(58) **Field of Classification Search**  
USPC ..... D13/162, 164, 168, 171  
(Continued)

(56) **References Cited**

**U.S. PATENT DOCUMENTS**

1,796,226 A 3/1931 Tombler  
2,215,260 A 9/1940 Woodward  
(Continued)

**FOREIGN PATENT DOCUMENTS**

WO 2020/242458 12/2020

**OTHER PUBLICATIONS**

HDL iSense 3 Button Wall Panel from Alltrade; retrieved on Nov.  
23, 2021; 1 pg; <https://www.alltrade.co.uk/shop/hdl-isense-3-button-wall-panel>.

(Continued)

*Primary Examiner* — Selina Sikder  
(74) *Attorney, Agent, or Firm* — Saidman DesignLaw  
Group, LLC

(57) **CLAIM**

The ornamental design for a keypad, as shown and  
described.

**DESCRIPTION**

FIG. 1 is a front perspective view of a keypad showing our  
new design;

FIG. 2 is a front view thereof;

FIG. 3 is a left side view thereof;

FIG. 4 is a right side view thereof;

FIG. 5 is a top view thereof;

FIG. 6 is a bottom view thereof;

FIG. 7 is an enlarged view of a button of FIG. 1;

FIG. 8 is an enlarged view of a button of FIG. 2;

FIG. 9 is an enlarged view of a button of FIG. 4;

FIG. 10 is an enlarged partial view of the faceplate of FIG.  
1;

FIG. 11 is an enlarged partial view of the faceplate of FIG.  
2;

FIG. 12 is an enlarged view of the faceplate of FIG. 4;

FIG. 13 is an enlarged view of the faceplate of FIG. 6;

FIG. 14 is a front perspective view of a second embodiment  
thereof;

FIG. 15 is a front view thereof;

FIG. 16 is a left side view thereof;

FIG. 17 is a right side view thereof;

FIG. 18 is a top view thereof;

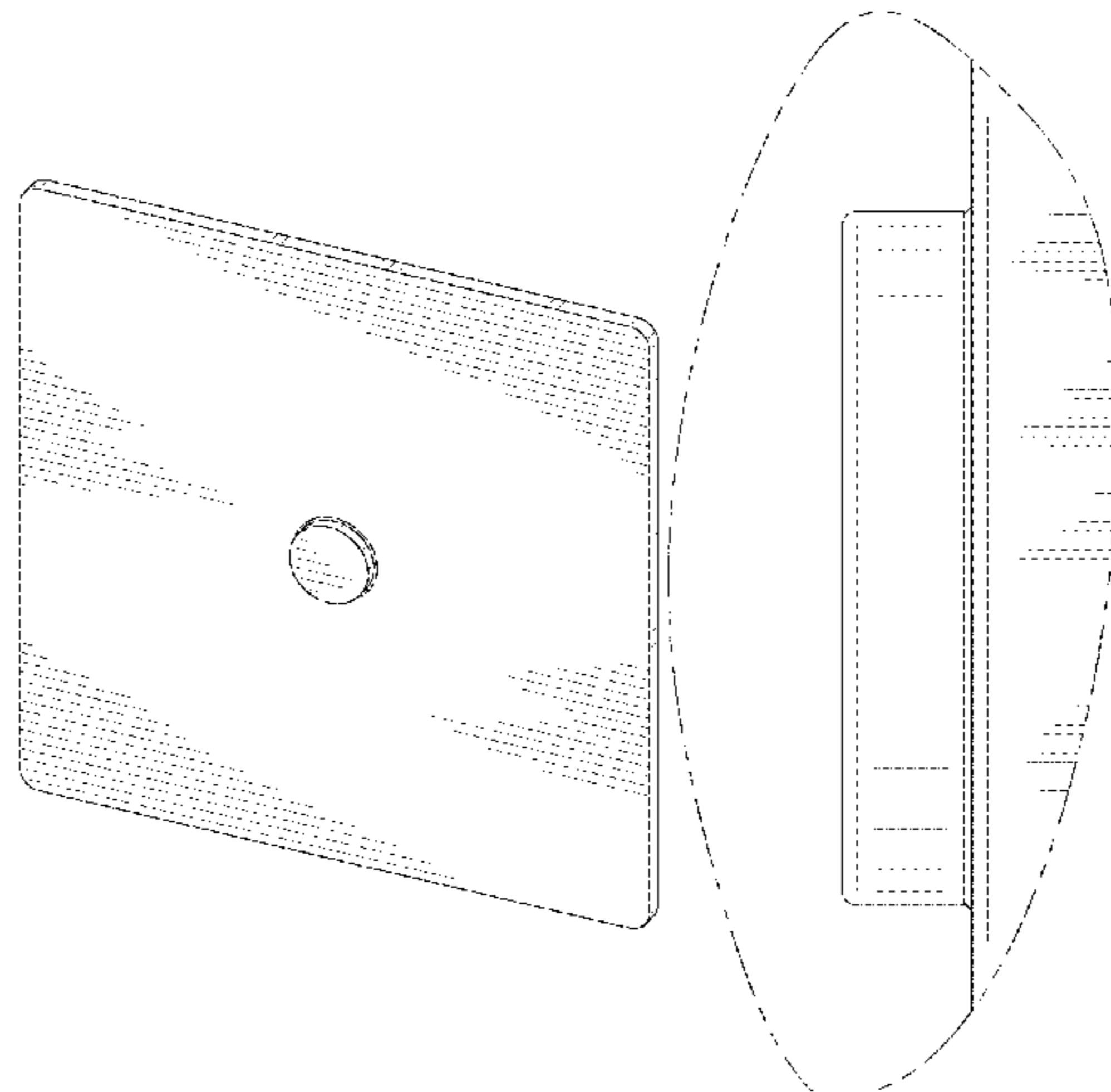
FIG. 19 is a bottom view thereof;

FIG. 20 is an enlarged view of a button of FIG. 14; and,

FIG. 21 is an enlarged view of a button of FIG. 15.

The uniform dashed broken lines illustrate structure or  
features which form no part of the claimed design.

(Continued)



CAD lines in the drawings illustrate contour and not surface ornamentation.

In FIGS. 7-13 and FIGS. 20-21, the broken lines identify enlargements.

In FIGS. 14-21, grayscale shading illustrates contrast in appearance. In FIGS. 14-21, the dark shading illustrates the appearance of a matte surface. In FIGS. 14-21, the light shading illustrates the appearance of a reflective/shiny surface. In FIGS. 14-21, the unshaded portions are claimed without regard to surface finish.

**1 Claim, 17 Drawing Sheets**

**Related U.S. Application Data**

No. 29/653,545, filed on Jun. 15, 2018, now Pat. No. Des. 941,783.

(58) **Field of Classification Search**

CPC .. H01H 9/02; H01H 9/16; H01H 9/18; H01H 9/181; H01H 9/182; H01H 23/02; H01H 23/025; H01H 23/04; H01H 23/08; H01H 23/12; H01H 23/14; H01H 23/145; H01H 13/023; H01H 13/04; H01H 13/06; H01H 2009/187; H05B 39/02; H05B 39/04; H05B 39/085; H05B 39/086; H05B 39/088; G08C 17/02

See application file for complete search history.

(56) **References Cited**

**U.S. PATENT DOCUMENTS**

3,185,803	A	5/1965	Driscoll	
3,186,981	A	6/1965	De Ronde	
D335,283	S	5/1993	Justiniano et al.	
D360,235	S	7/1995	Emrys-Roberts et al.	
5,834,695	A	11/1998	Herbert	
D433,954	S	11/2000	Delsart	
D453,742	S	2/2002	Butler et al.	
D510,074	S	9/2005	Larson et al.	
D547,273	S	7/2007	Miarta et al.	
D573,956	S	7/2008	Hollner et al.	
D595,240	S	6/2009	Busbridge	
D621,795	S	8/2010	Tsui et al.	
D635,102	S	3/2011	Tsui et al.	
D652,087	S	1/2012	Dawes	
D663,700	S	7/2012	Deal	
8,786,196	B2	7/2014	Biery et al.	
D777,688	S	1/2017	Seidl et al.	
D817,898	S	5/2018	Seidl et al.	
D921,595	S	6/2021	Altonen et al.	
D921,596	S	6/2021	Altonen et al.	
D922,334	S	6/2021	Altonen et al.	
D922,965	S	6/2021	Altonen et al.	
11,107,648	B2	8/2021	Duncan et al.	
D941,783	S *	1/2022	Altonen .....	D13/162
D948,462	S *	4/2022	Altonen .....	D13/164
D950,506	S *	5/2022	Altonen .....	D13/164
D951,885	S *	5/2022	Altonen .....	D13/162
D951,887	S *	5/2022	Altonen .....	D13/164

2010/0059351	A1	3/2010	Wu et al.
2010/0270138	A1	10/2010	Yamanaka
2019/0230762	A1	7/2019	McDonald et al.
2019/0252137	A1	8/2019	McDonald et al.
2020/0381191	A1	12/2020	Duncan et al.
2021/0257170	A1	8/2021	Blair et al.

**OTHER PUBLICATIONS**

Varilight 1 Gang pushbutton switch, Mar. 30, 2016; 2 pgs.; [https://www.amazon.co.uk/Varilight-1-Gang-Momentary-Switch-Brushed/dp/B01DME6BR6/ref=psdc\\_1938304031\\_t2\\_B01\\_DNVXEM8](https://www.amazon.co.uk/Varilight-1-Gang-Momentary-Switch-Brushed/dp/B01DME6BR6/ref=psdc_1938304031_t2_B01_DNVXEM8).

Varilight 2 Gang pushbutton switch, Mar. 31, 2016; 2pgs.; [https://www.amazon.co.uk/Varilight-2-Gang-Momentary-Switch-Brushed/dp/B01DNVXEM8/ref=pd\\_rhf\\_dp\\_p\\_img\\_1?encoding=UTF8&psc=1&refRID%E2%80%A6](https://www.amazon.co.uk/Varilight-2-Gang-Momentary-Switch-Brushed/dp/B01DNVXEM8/ref=pd_rhf_dp_p_img_1?encoding=UTF8&psc=1&refRID%E2%80%A6).

Varilight Catalogue 2016, XFSP1—push button switch; 1 pg; <https://www.varilight.co.uk/flipbook/index.php?page=1>.

Topshall Push Button Panel; 2017; 1 pg.; <http://www.topshall-switch.com/panel-with-metal-switch-sets/2017-waterproof-international-illuminated.htm>.

Luxonov 2019 Catalog; PNV001-CF push button light switch, 1 pg. <https://www.archiexpo.com/prod/luxonov/product-68488-1841755.html>.

Knightsbridge Catalog—2 way dimmer switch; 2015; 1 pg.; [www.mlaccessories.co.uk](http://www.mlaccessories.co.uk).

Clipsal 4061PBLHB; Mar. 31, 2014; 1 pg; <https://www.bing.com/videos/search?q=saturn+horizon+switch&&view=detail&mid=29784129A37E9021BA0629784129A37E9021BA06&&FORM=VRD GAR&ru=%2Fvideos%2Fsearch%3Fq%3Dsatur n%2Bhorizon%2Bswitch%26%26FORM%3DVDV VXX>.

Clipsal 4063PB Push Button Switch; before 2017; 1 pg.

Topshall Illuminated Wall Mount Push Switch; before 2017; 1 pg; [https://www.google.com/search?hi=en&biw=1536&bih=813&tbm=isch&sa=1&ei=Op-fXbiw5qSCB9e7oIAO&q=push+button+dimmer+switch+before+2017&oq=push+button+dimmer+switch+before+2017&gs\\_l=img.3...3379.7032..8742...0.0..0.67.630.12.....0....1..gws-wiz-img](https://www.google.com/search?hi=en&biw=1536&bih=813&tbm=isch&sa=1&ei=Op-fXbiw5qSCB9e7oIAO&q=push+button+dimmer+switch+before+2017&oq=push+button+dimmer+switch+before+2017&gs_l=img.3...3379.7032..8742...0.0..0.67.630.12.....0....1..gws-wiz-img).

RetroTouch 4 Gang 2 way Dimmer CT 02100; <https://www.lightswitchesandplugsockets.co.uk/retrotouch-4-gang-2-way-dimmer-switch-3-200w-led--halogen-white-glass-ct-02100-4720-p.asp>.

Varilight—Catalogue; <https://www.varilight.co.uk/varilight-catalogue.pdf>.

<http://legrand.com.vn/mallia/downloads/mallia.pdf>. 2010, 30 pages.

Knightsbridge Catalogue, Lighting and Wiring Accessories, 2015, p. 8, 36; [https://issuu.com/mlaccessorieslimited/docs/2015\\_mla\\_catalogue](https://issuu.com/mlaccessorieslimited/docs/2015_mla_catalogue).

Lutron Electronics Co., Inc., “Lutron Keypads”, brochure, available from internet, <<http://www.lutron.com/europe/>>, Jan. 2018.

Legrand®, Mallia™ Catalogue, “Look Touch Love Woo,” Apr. 2010 (26 pages).

Arnould, Art d’Arnould Brochure (English version), Apr. 2011 (52 pages).

Meljac, Catalogue 2014 (108 pages).

Forbes & Lomax, Catalogue, available at least as early as Sep. 9, 2017 (15 pages).

U.S. Appl. No. 29/723,770, filed Feb. 10, 2020 (unpublished).

U.S. Appl. No. 29/753,910, filed Oct. 4, 2020 (unpublished).

U.S. Appl. No. 29/753,911, filed Oct. 4, 2020 (unpublished).

U.S. Appl. No. 29/754,004, filed Oct. 5, 2020 (unpublished).

\* cited by examiner

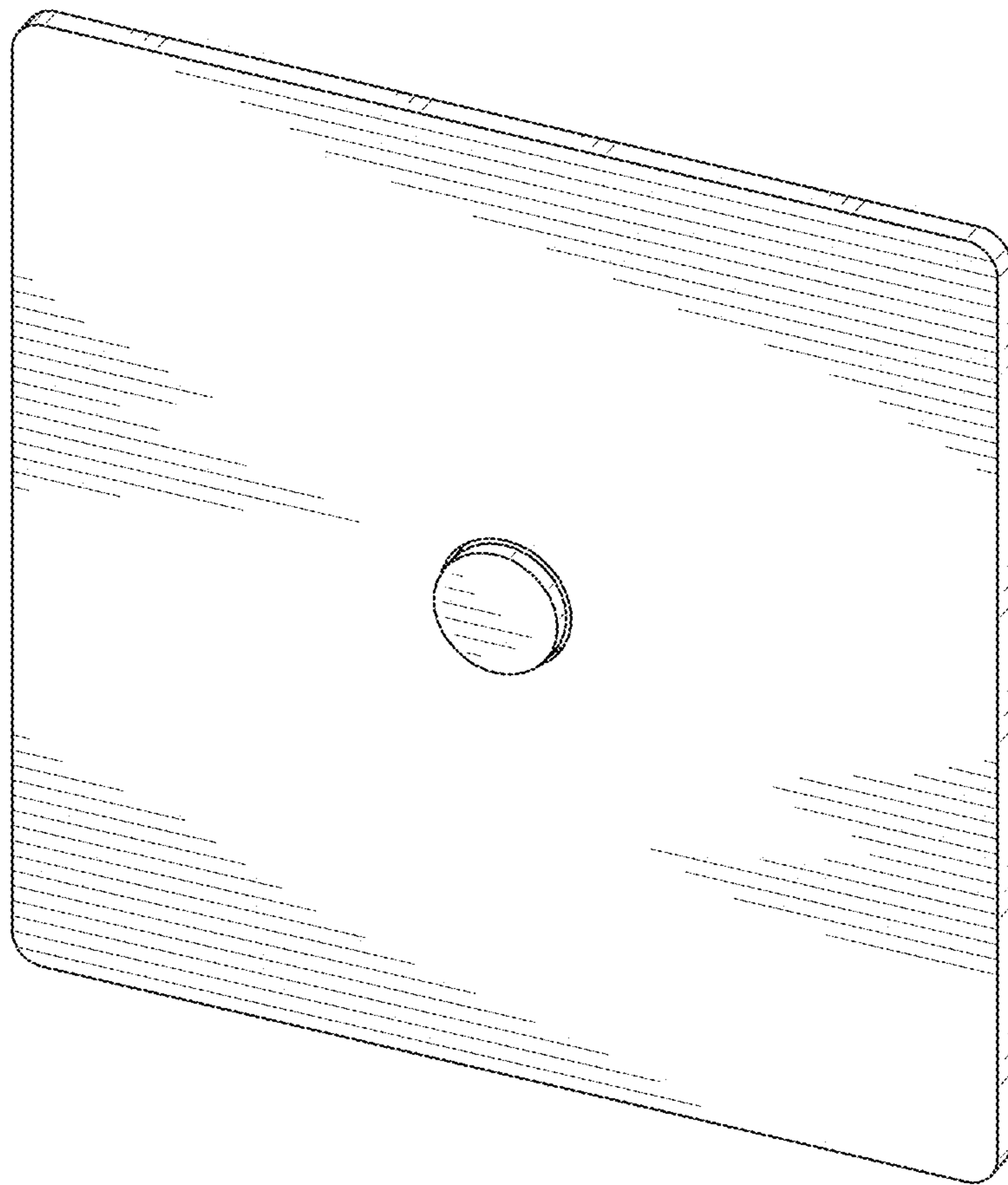


FIG. 1

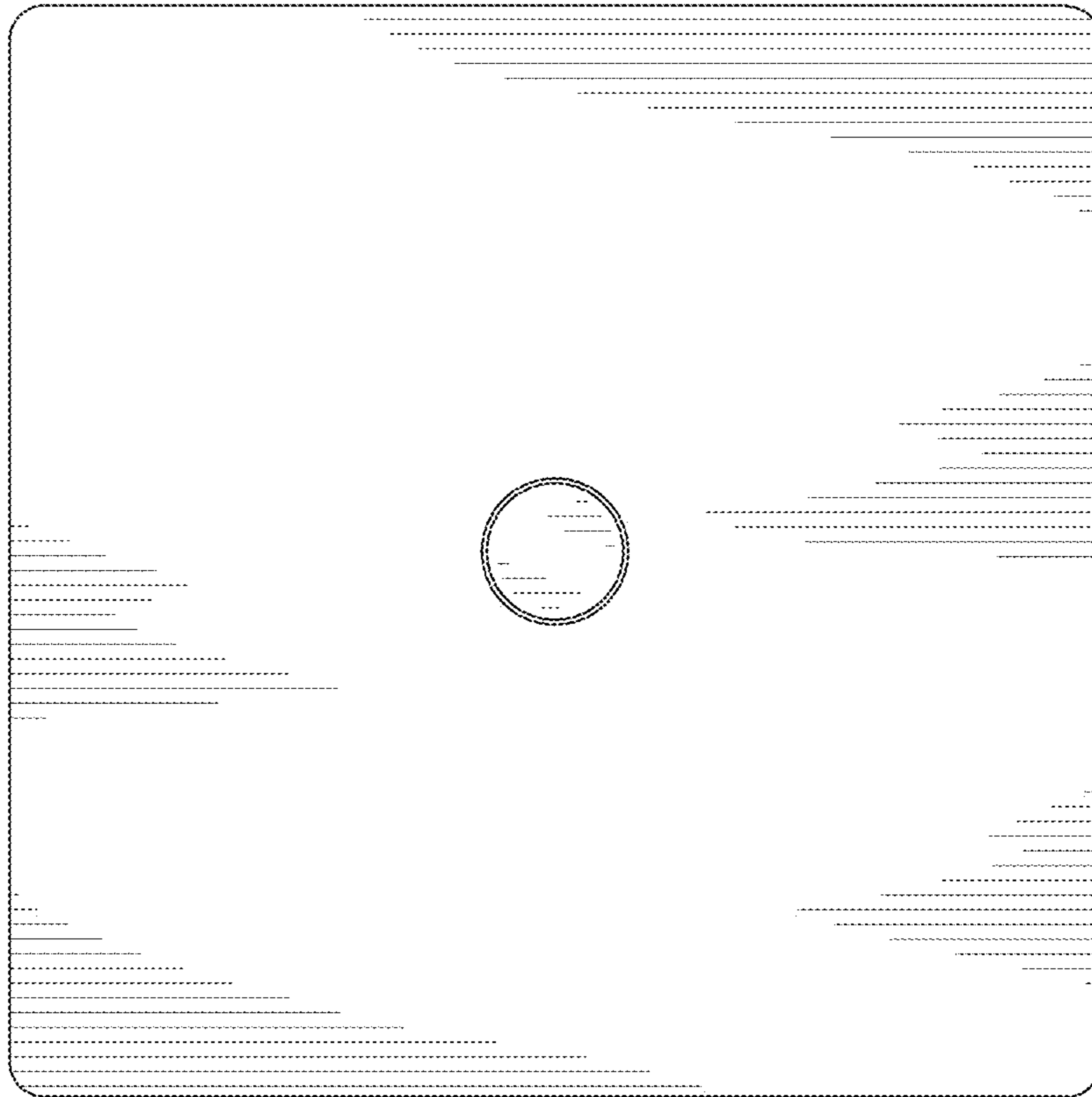


FIG. 2

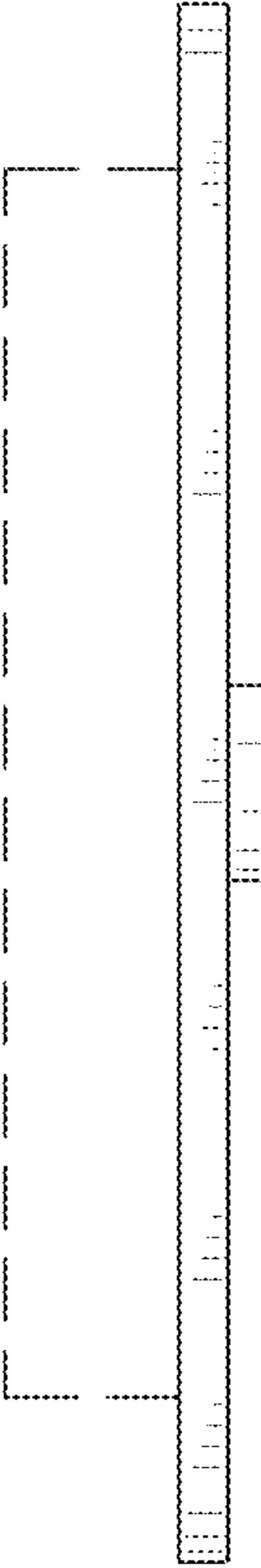


FIG. 3

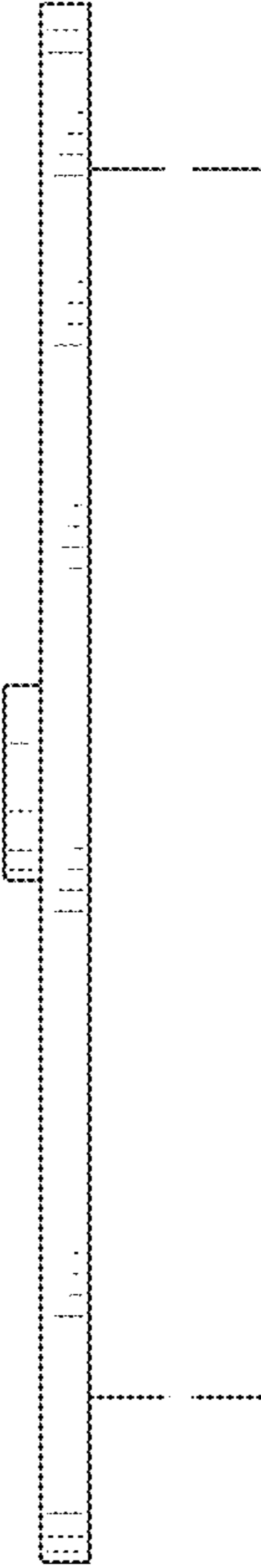


FIG. 4

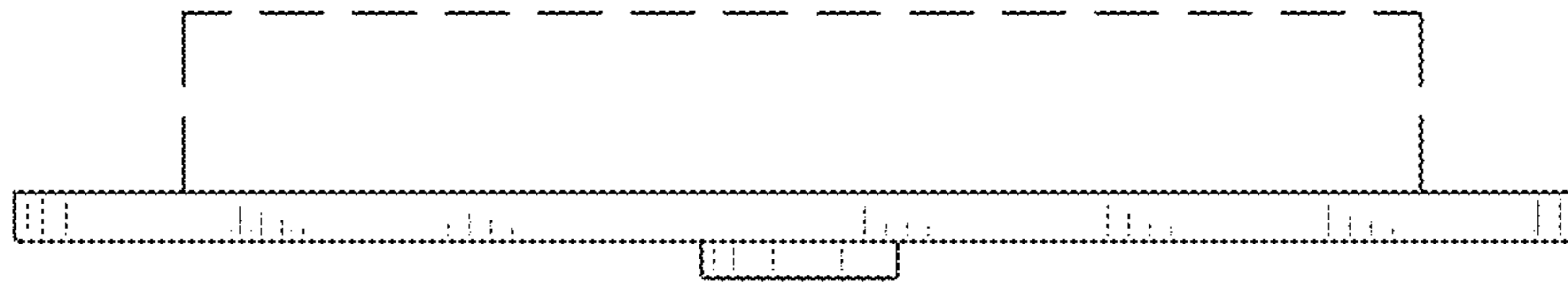


FIG. 5

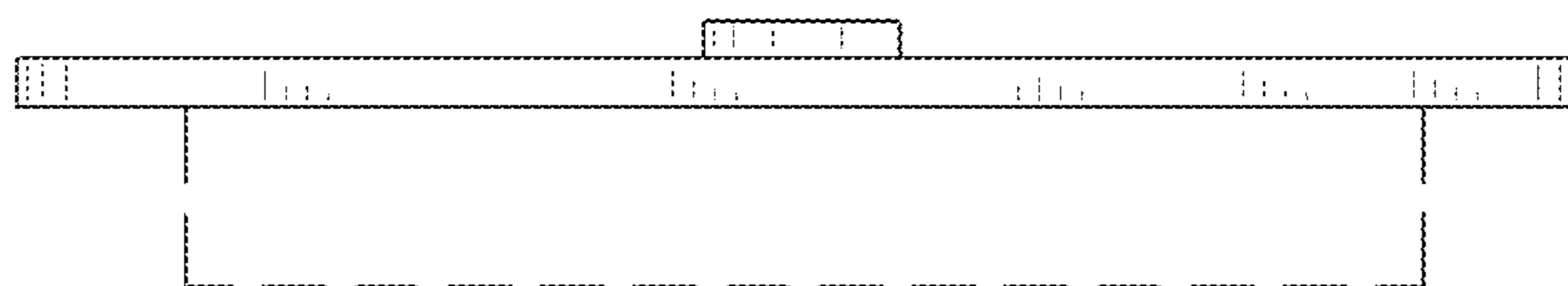


FIG. 6

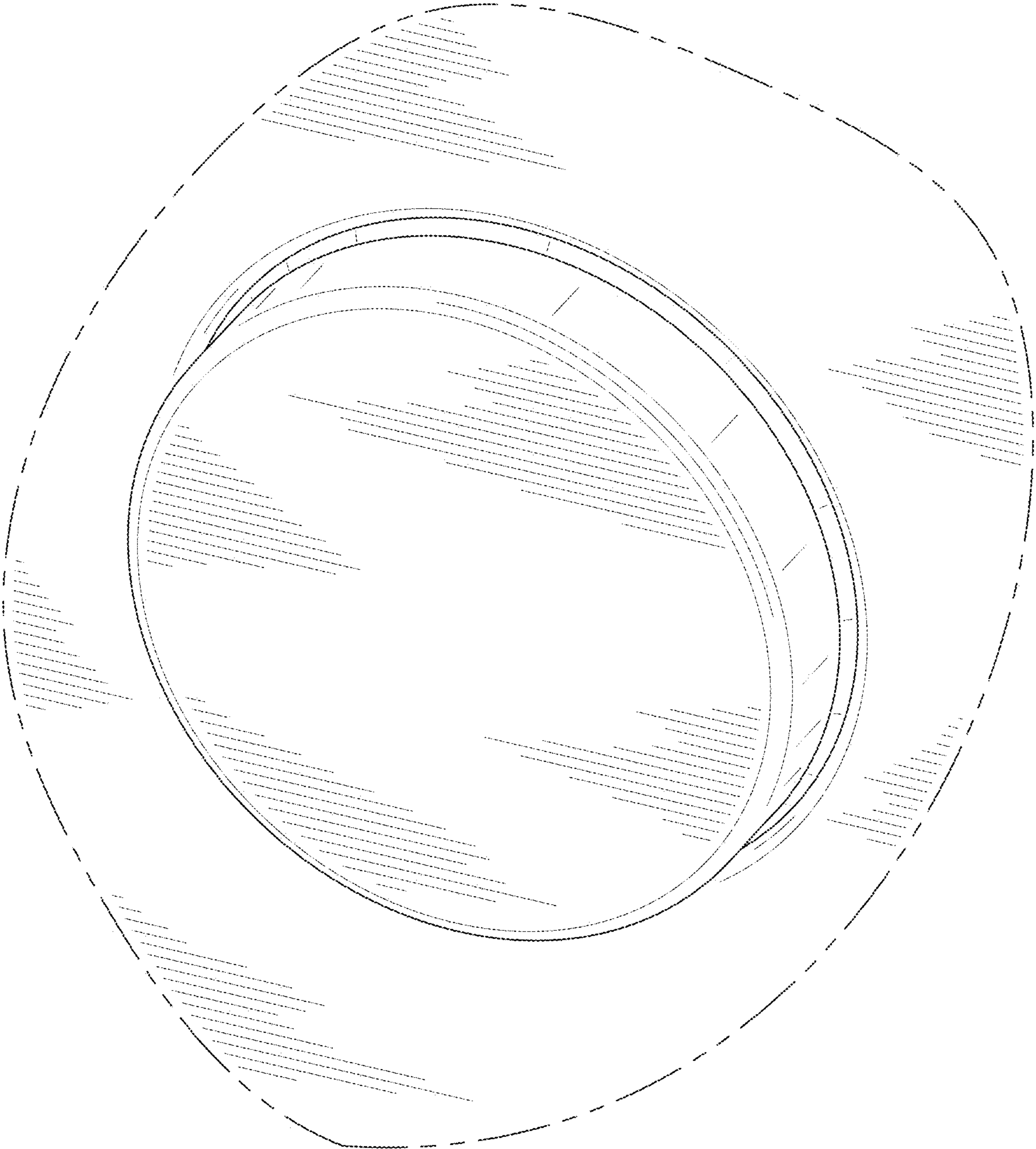


FIG. 7

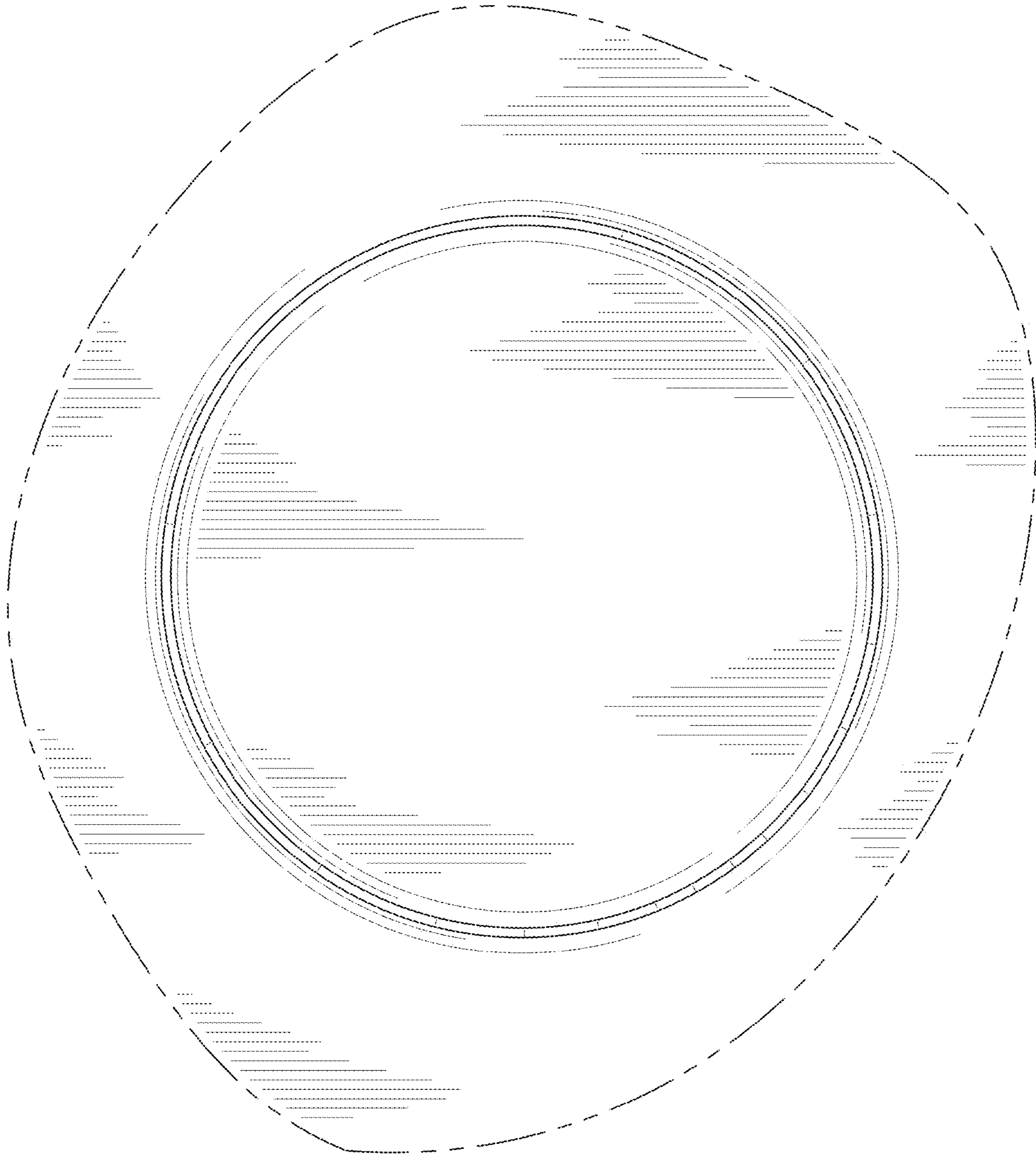


FIG. 8



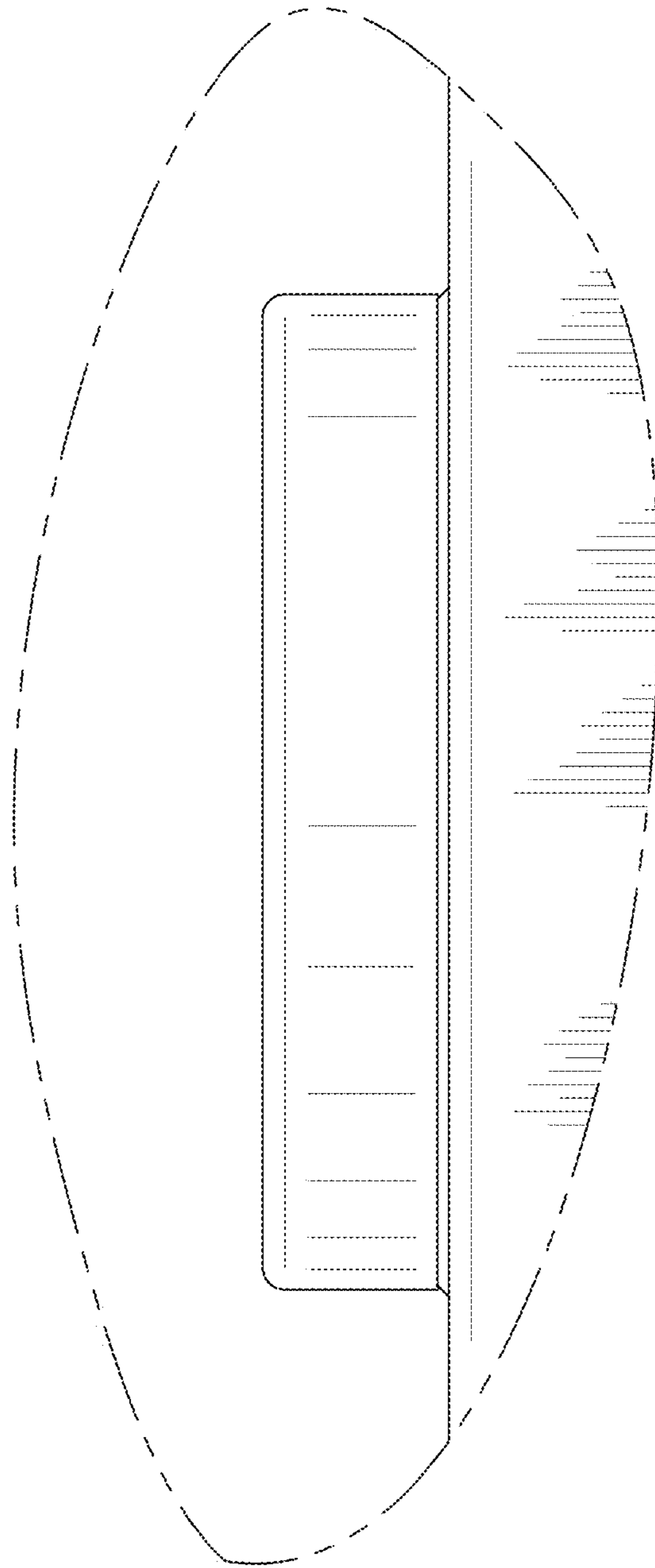


FIG. 9

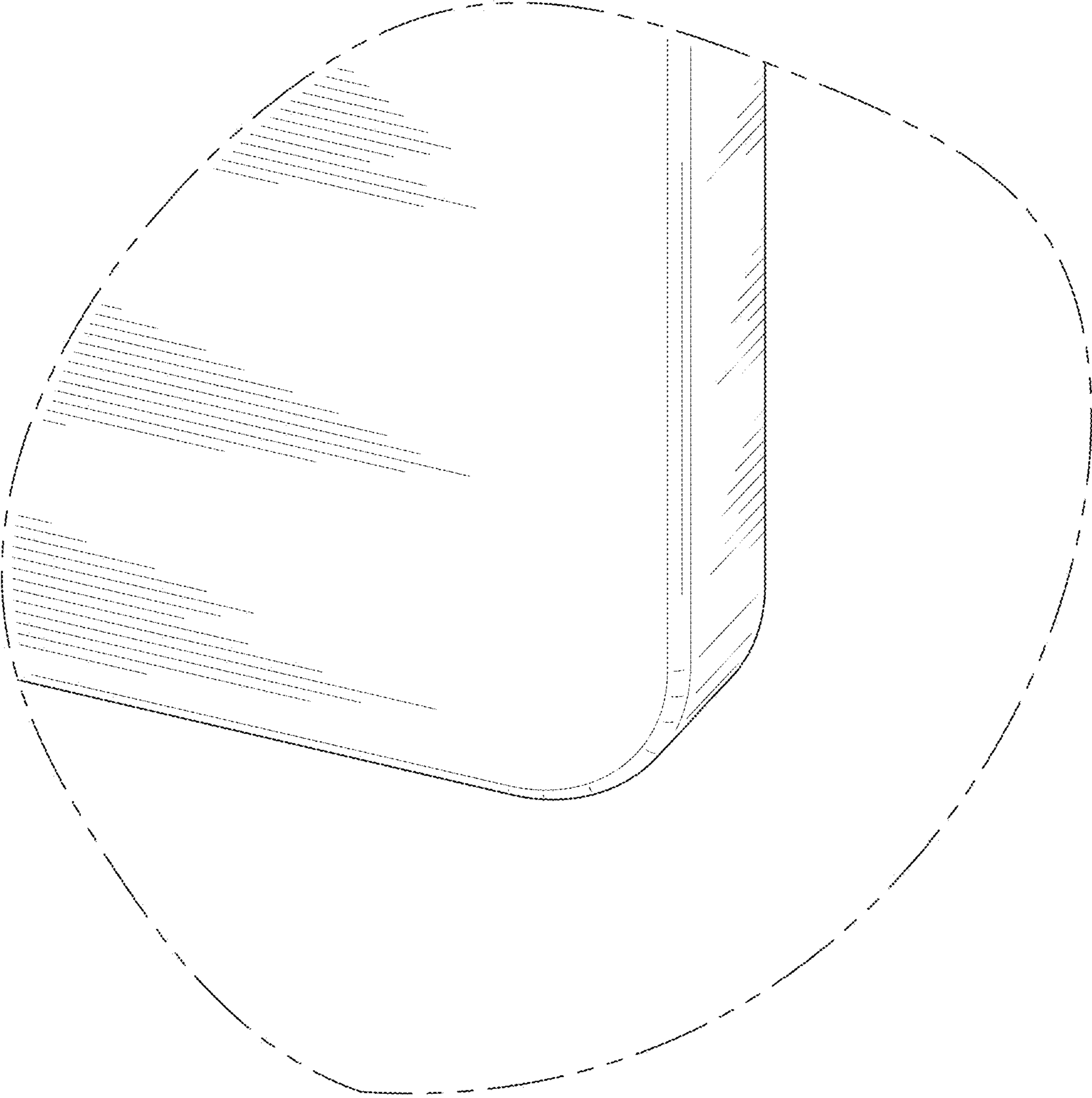


FIG. 10

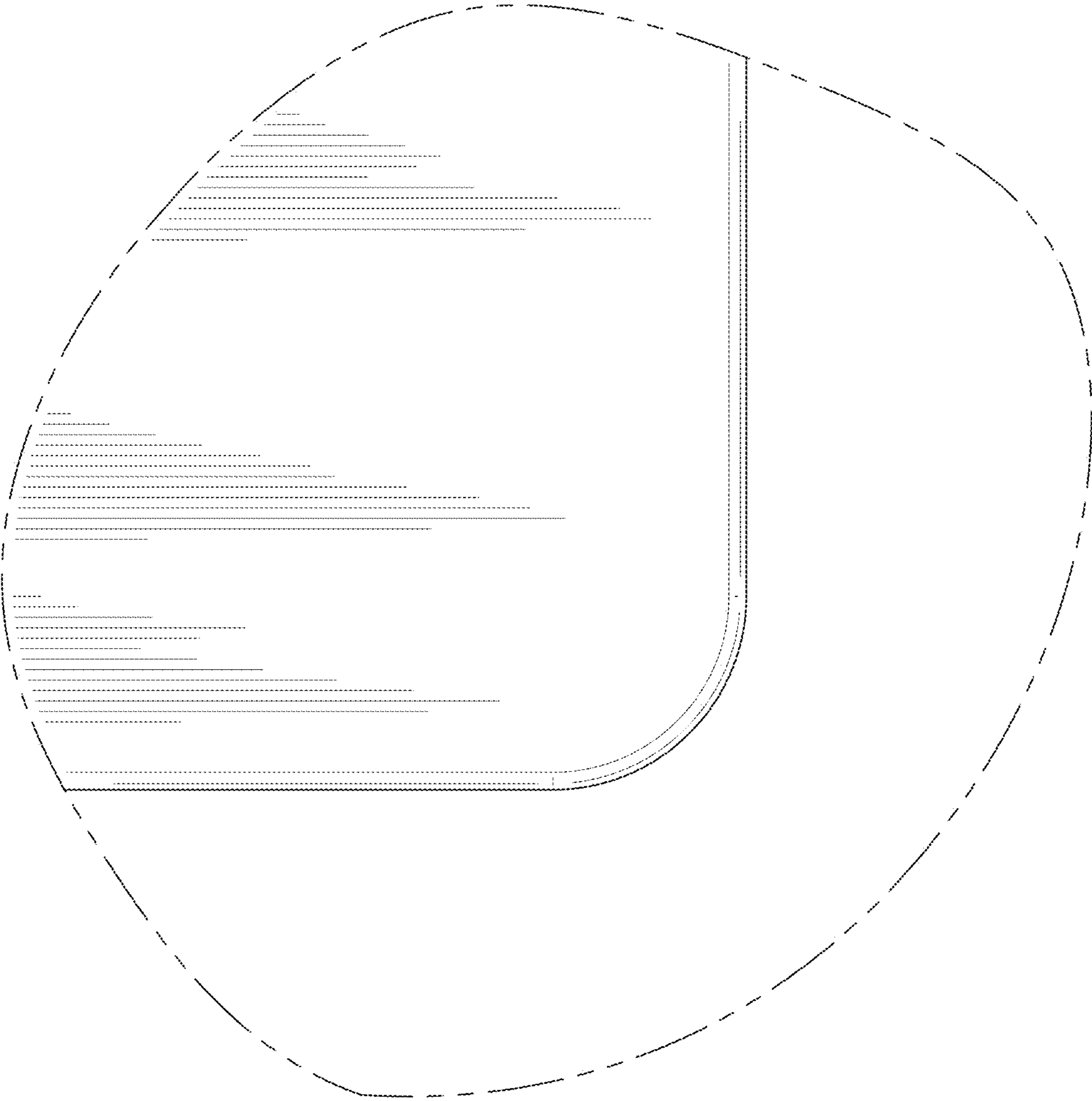


FIG. 11

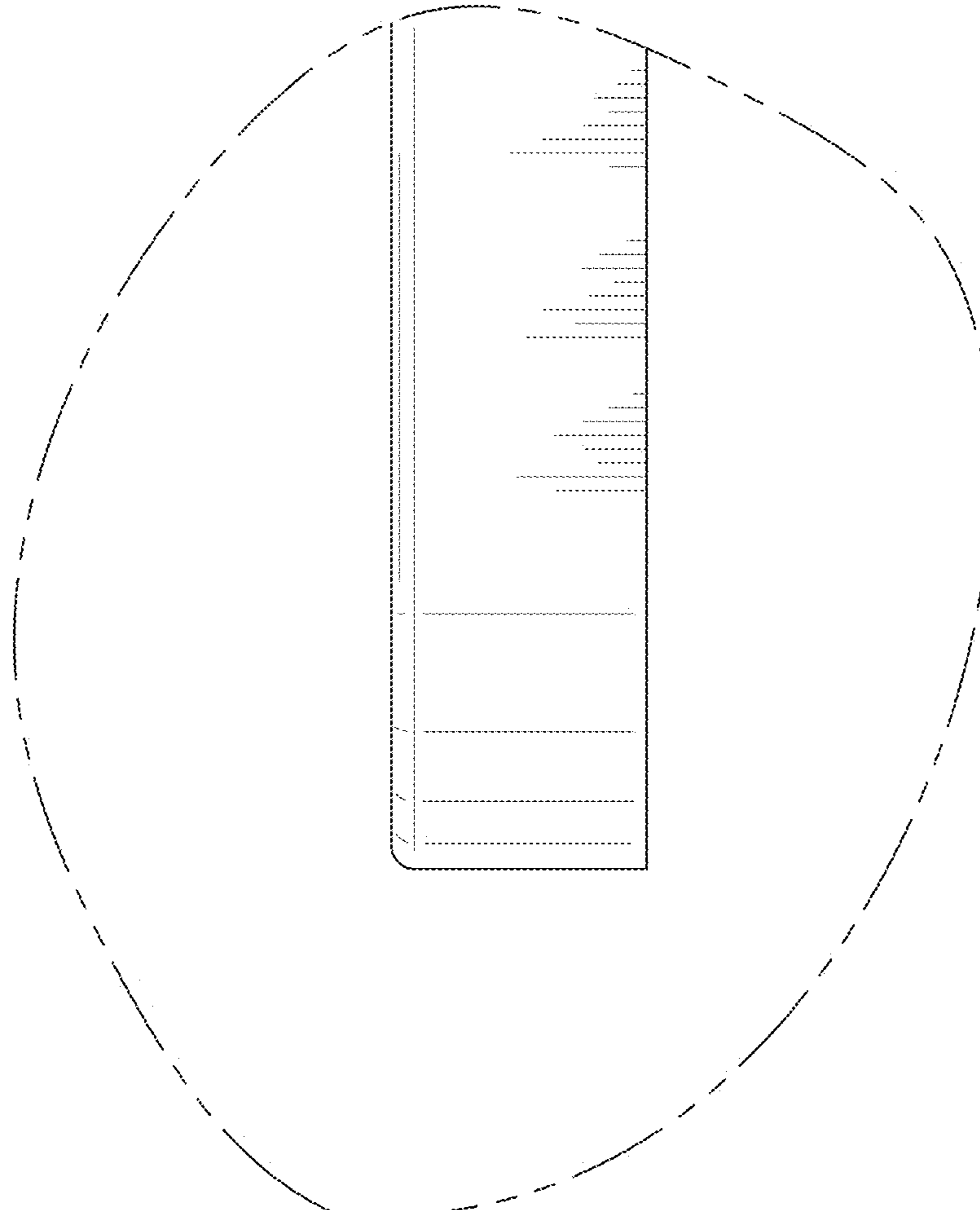


FIG. 12

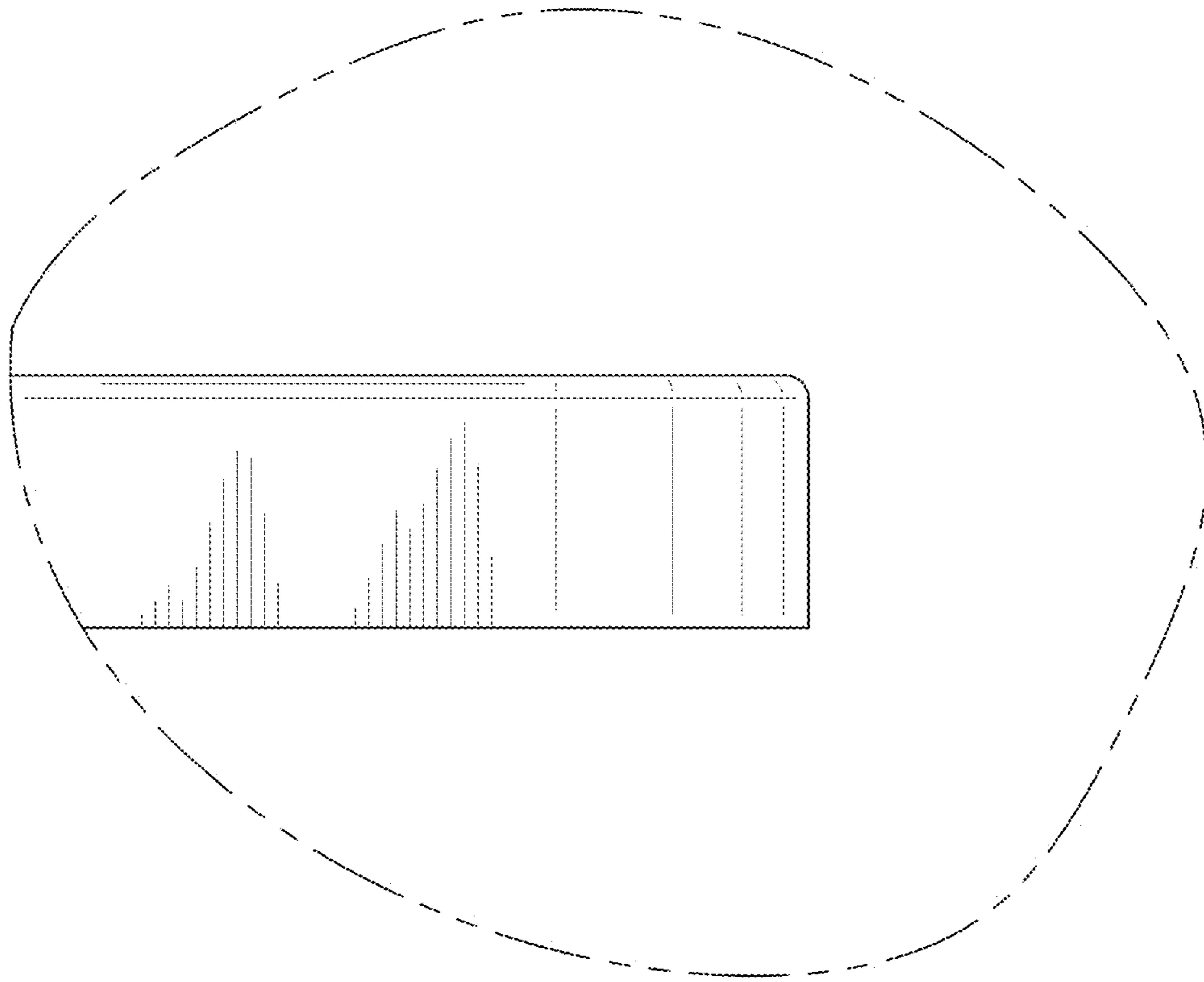


FIG. 13




FIG. 14




FIG. 15

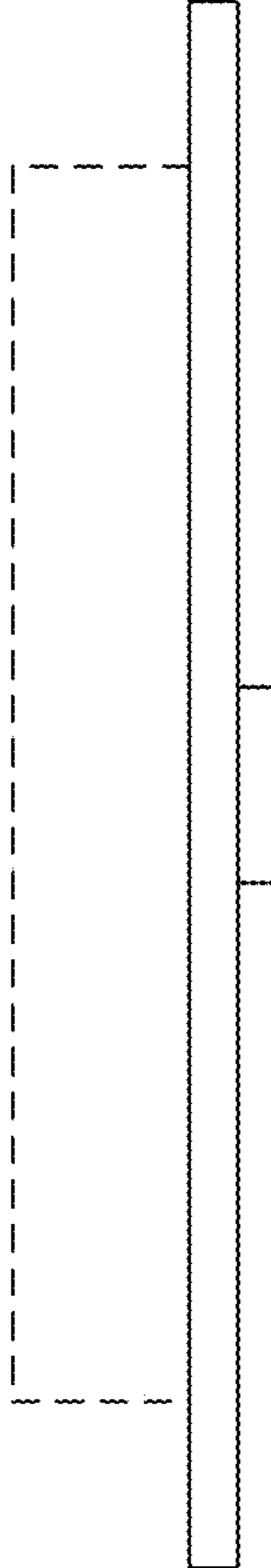


FIG. 16

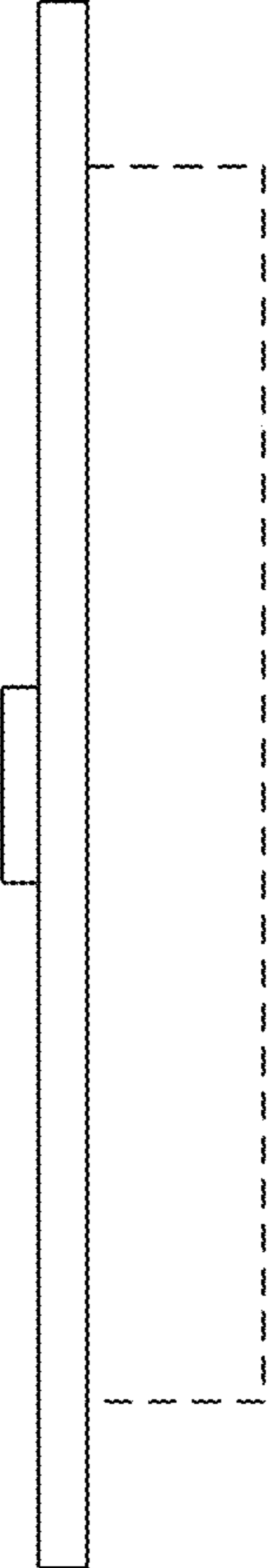


FIG. 17



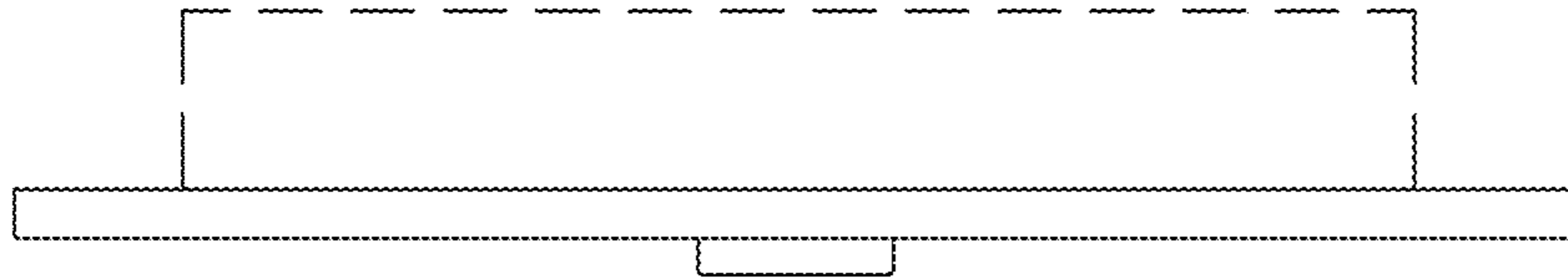


FIG. 18



FIG. 19




FIG. 20




FIG. 21