



US00D976812S

(12) **United States Design Patent**
Hwang

(10) **Patent No.:** **US D976,812 S**
(45) **Date of Patent:** **** Jan. 31, 2023**

- (54) **ELECTRIC VEHICLE CHARGER**
- (71) Applicant: **SIGNET EV INC.**, Jeollanam-do (KR)
- (72) Inventor: **Ho Chul Hwang**, Gyeonggi-do (KR)
- (73) Assignee: **SIGNET EV INC.**, Jeollanam-Do (KR)
- (**) Term: **15 Years**
- (21) Appl. No.: **29/686,241**
- (22) Filed: **Apr. 3, 2019**
- (30) **Foreign Application Priority Data**

Mar. 15, 2019 (KR) 30-2019-0011778

- (51) **LOC (14) Cl.** **13-02**
- (52) **U.S. Cl.**

USPC **D13/107**

- (58) **Field of Classification Search**
- USPC D13/107-110, 118-119, 184; D14/251, D14/253, 432, 434
- CPC Y02E 60/12; Y02T 90/14; Y02T 90/122; Y02T 90/128; Y02T 90/163; H02J 7/025; H02J 7/0042; H02J 7/0044; H02J 7/0045; H02J 7/0013; H02J 7/0003; H01F 38/14; H01R 13/6675; H01M 2/1022; H01M 2/1055; H01M 10/44; H01M 10/46; H01M 10/425; B60L 11/182
- See application file for complete search history.

(56) **References Cited**

U.S. PATENT DOCUMENTS

- D264,471 S * 5/1982 Rowan D15/9.2
- D440,579 S * 4/2001 Wilson D15/9.2

- D570,920 S * 6/2008 Choi D10/42
- D632,740 S * 2/2011 Adeline D20/2
- D659,090 S * 5/2012 deRoo D13/107
- D745,060 S * 12/2015 Larsson D15/9.2
- D819,703 S * 6/2018 Lee D15/9.1
- D820,323 S * 6/2018 Morris D15/9.2
- D828,405 S * 9/2018 Lee D15/9.1
- D868,687 S * 12/2019 da Silva D13/107
- D914,593 S * 3/2021 Frerichs D13/110
- D917,581 S * 4/2021 Sivasankaran D15/9.1
- D922,943 S * 6/2021 Reitenbach D13/107

* cited by examiner

Primary Examiner — Nathaniel D. Buckner
(74) *Attorney, Agent, or Firm* — The PL Law Group, PLLC

(57) **CLAIM**

The ornamental design for an electric vehicle charger, as shown and described.

DESCRIPTION

FIG. 1 is a perspective view of an electric vehicle charger, showing my new design;
FIG. 2 is a front view thereof;
FIG. 3 is a rear view thereof;
FIG. 4 is a left side view thereof;
FIG. 5 is a right side view thereof;
FIG. 6 is a top plan view thereof; and,
FIG. 7 is a bottom plan view thereof.
The broken lines in the figures depict portions of the electric vehicle charger which form no part of the claimed design.

1 Claim, 7 Drawing Sheets

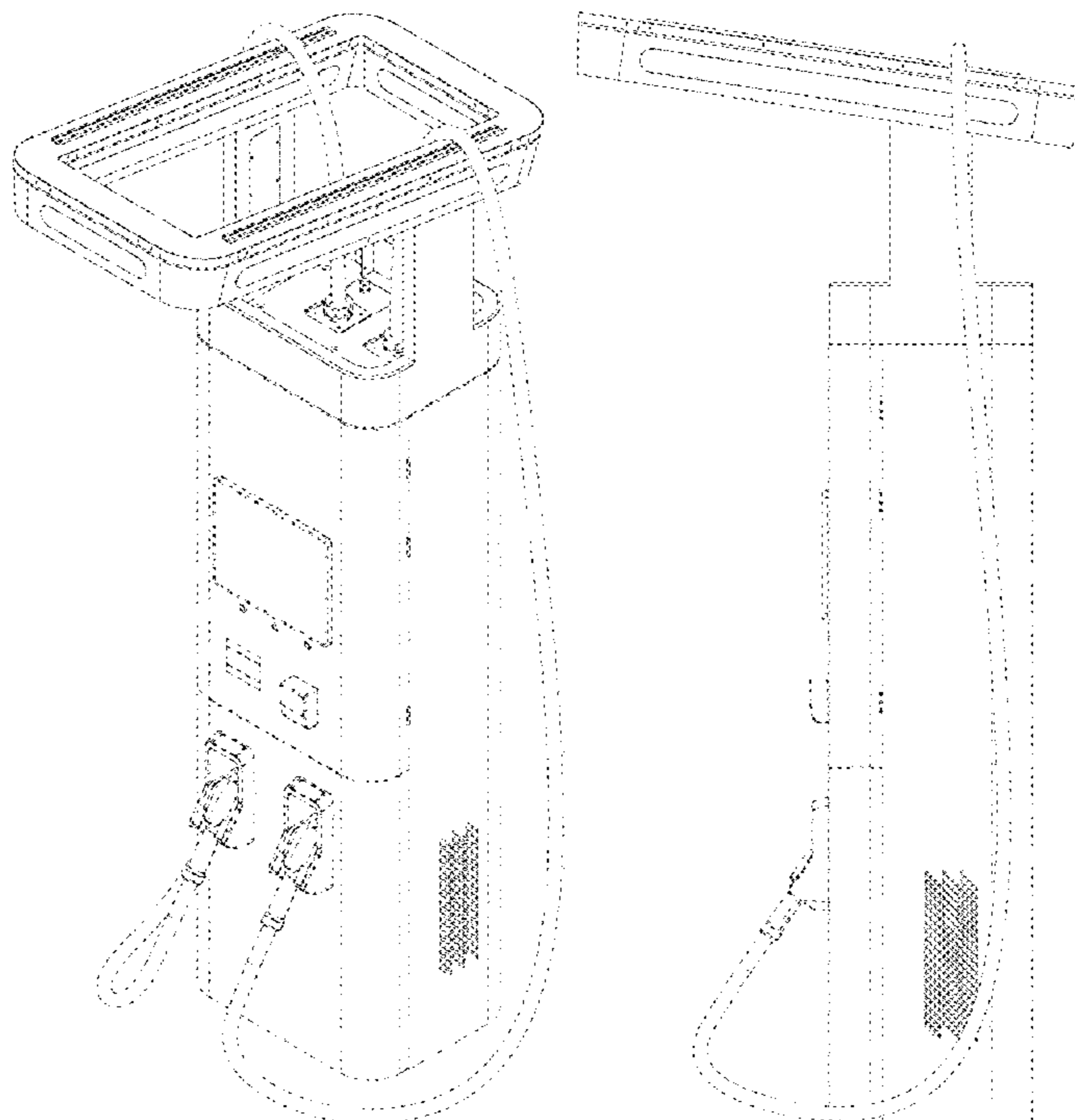


FIG. 1

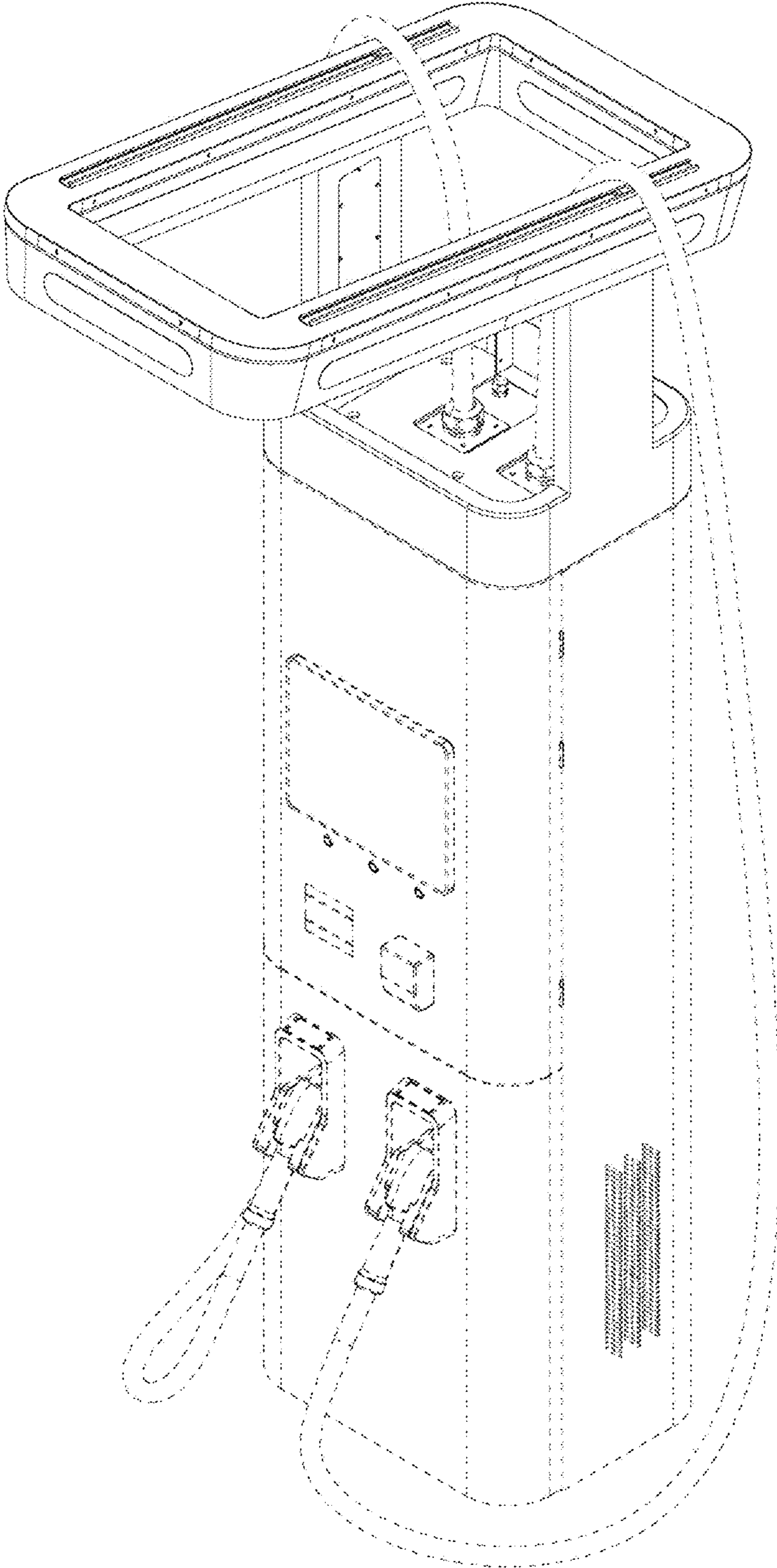


FIG. 2

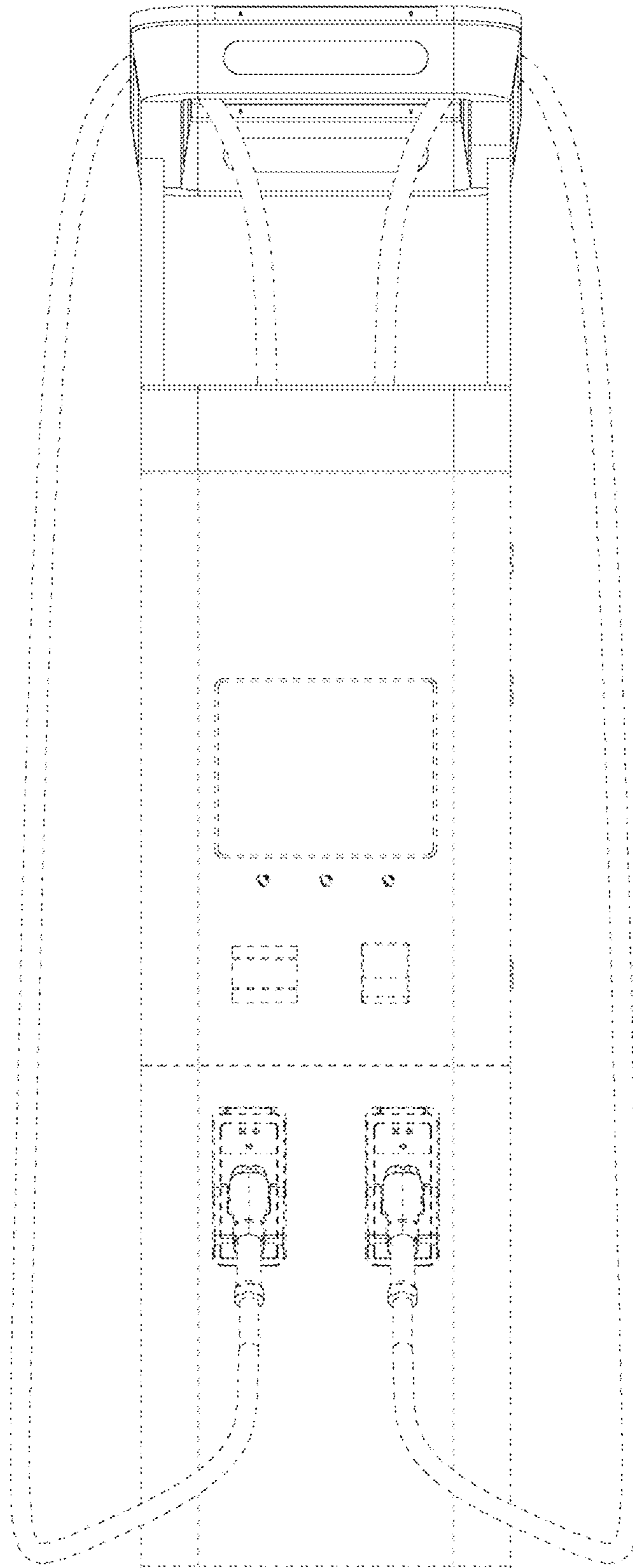


FIG. 3




FIG. 4

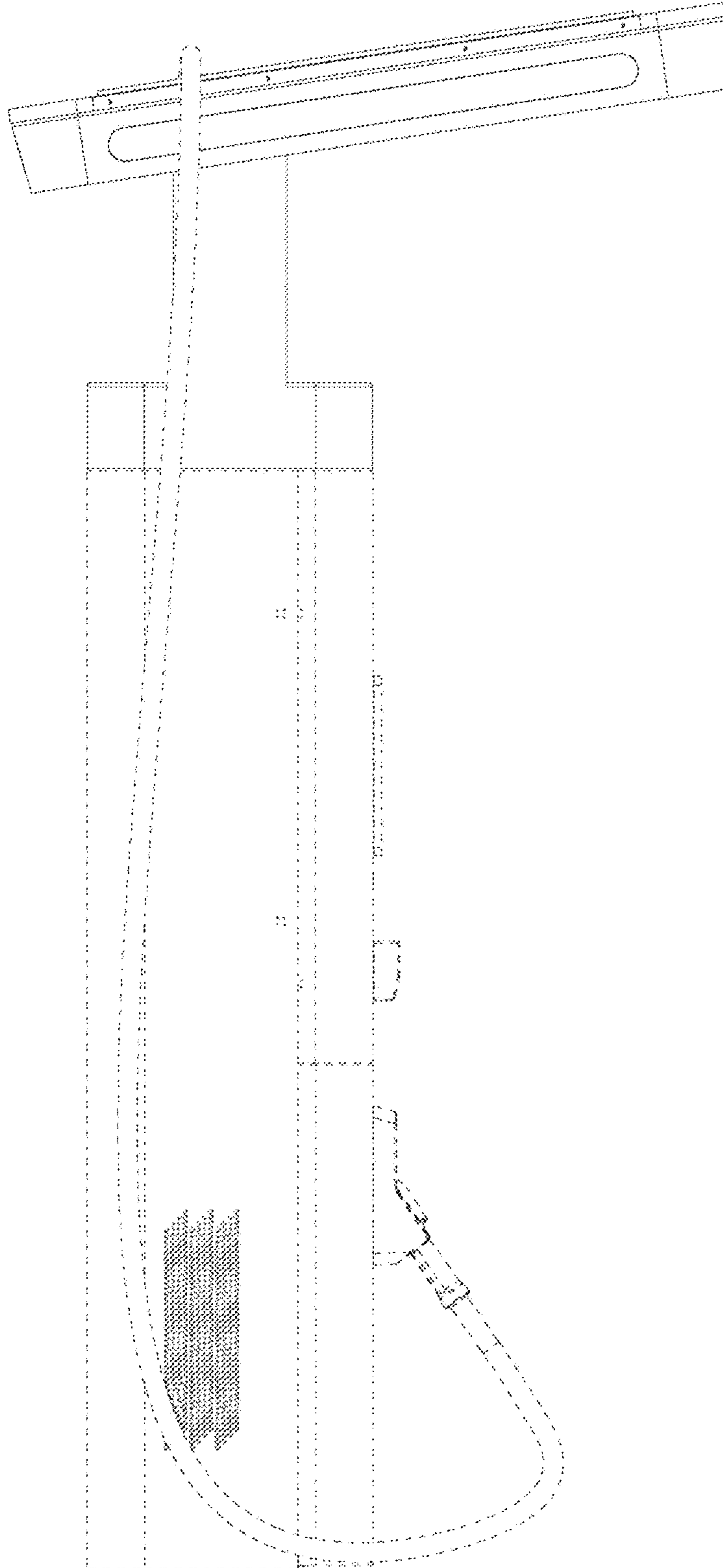


FIG. 5

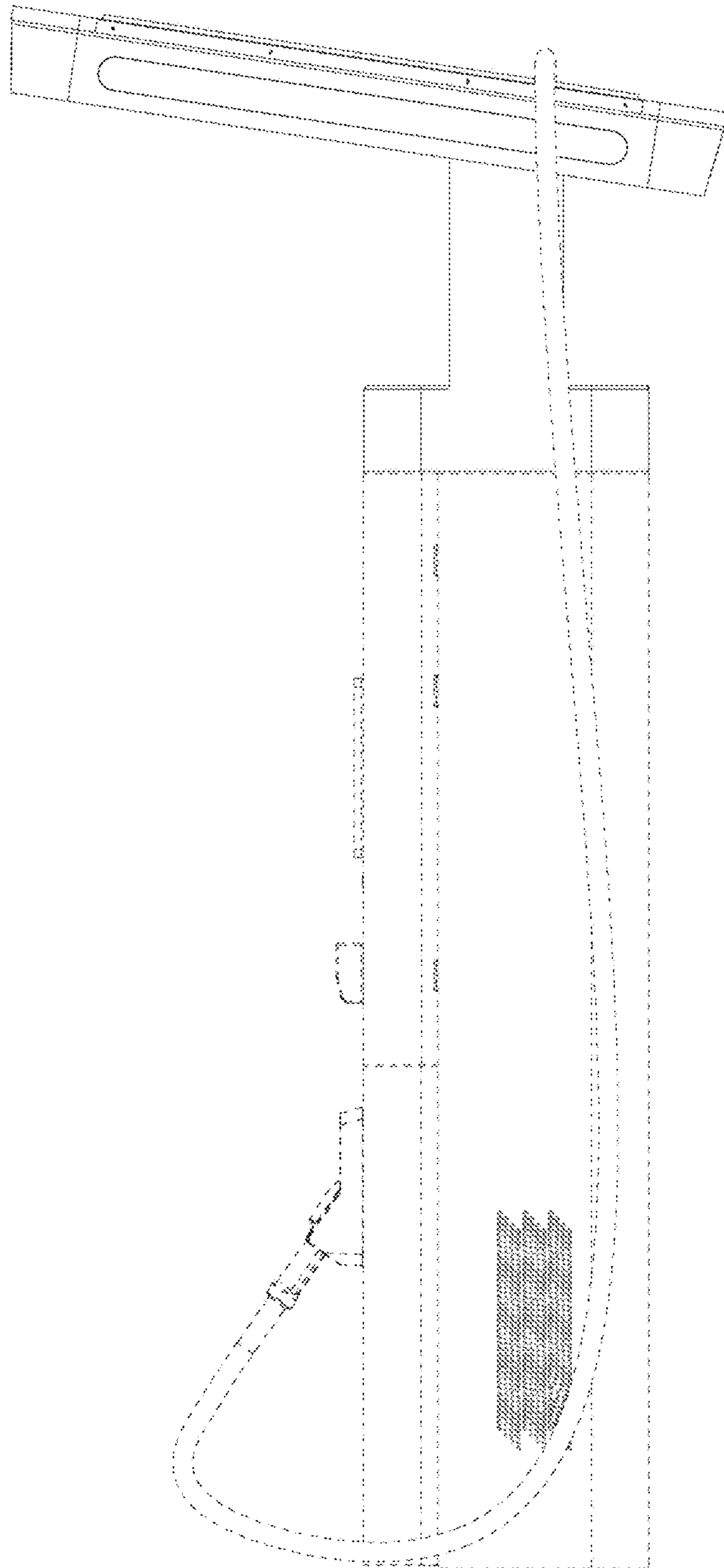


FIG. 6

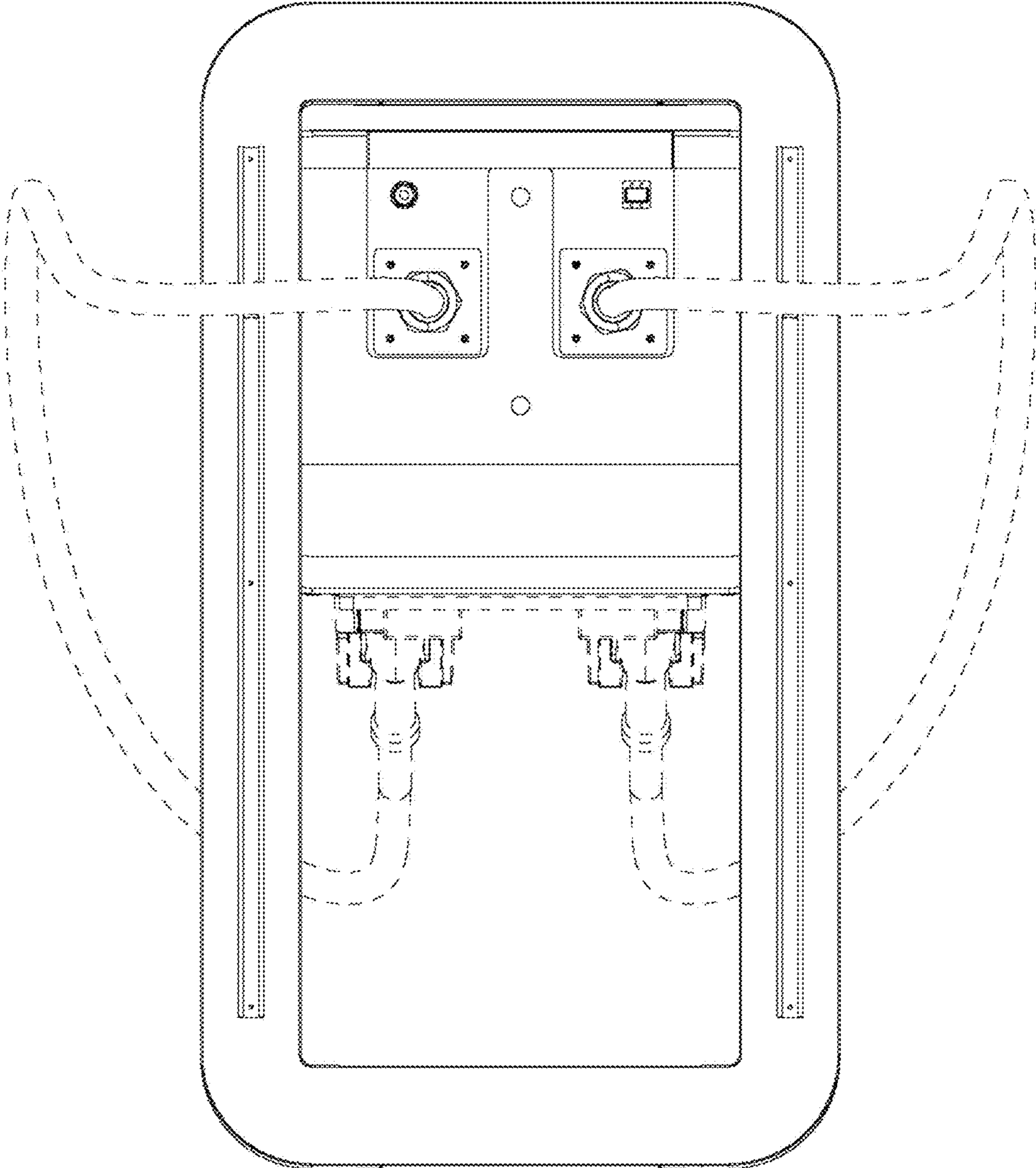


FIG. 7

