



US00D976777S

(12) **United States Design Patent** (10) **Patent No.:** **US D976,777 S**
Lee et al. (45) **Date of Patent:** **** Jan. 31, 2023**

(54) **FRONT BUMPER COVER FOR AUTOMOBILE**

(71) Applicants: **HYUNDAI MOTOR COMPANY**, Seoul (KR); **KIA CORPORATION**, Seoul (KR)

(72) Inventors: **Hyo-Sung Lee**, Seoul (KR); **Han-Mo Kang**, Hwasung-shi (KR)

(**) Term: **15 Years**

(21) Appl. No.: **35/513,199**

(22) Filed: **Jul. 12, 2021**

(80) **Hague Agreement Data**

Int. Filing Date: **Jul. 12, 2021**

Int. Reg. No.: **DM/216821**

Int. Reg. Date: **Jul. 12, 2021**

Int. Reg. Pub. Date: **Oct. 22, 2021**

(51) **LOC (14) Cl.** **12-16**

(52) **U.S. Cl.**
USPC **D12/169**

(58) **Field of Classification Search**
USPC D12/163, 196, 86, 90-92, 169, 190, 98, D12/164; 293/102, 113, 115, 117, 120, 293/193.11; 296/180.1, 180.2
CPC B60R 19/02; B60R 19/04; B62D 25/08
See application file for complete search history.

(56) **References Cited**

U.S. PATENT DOCUMENTS

8,132,851 B2 * 3/2012 Steller B60R 19/12
293/133
8,157,303 B2 * 4/2012 Fortin B60R 19/52
293/115

D773,348 S * 12/2016 Munakata D12/82
D817,826 S * 5/2018 Seo D12/169
D855,511 S * 8/2019 Smith D12/169
D870,612 S * 12/2019 Tonello D12/169
D874,991 S * 2/2020 Park D12/169
D902,806 S * 11/2020 Oh D12/169
D922,277 S * 6/2021 Kim B60R 19/12
D12/169
D922,278 S * 6/2021 Kim B60R 19/52
D12/169
D934,760 S * 11/2021 Giumentaro D12/169
D955,294 S * 6/2022 Kim D12/91
D955,306 S * 6/2022 Oh D12/169
D955,943 S * 6/2022 Oh D12/169
D958,022 S * 7/2022 Kim D12/169
D959,332 S * 8/2022 Kim D12/91
D959,343 S * 8/2022 Choi D12/169

* cited by examiner

Primary Examiner — Melody N Brown


(57) **CLAIM**

The ornamental design for a front bumper cover for automobile, as shown and described.


DESCRIPTION

1. Front bumper cover for automobile
1.1 is a perspective view of a front bumper cover for automobile showing our new design; 1.2 is a front elevation view thereof; 1.3 is a rear elevation view thereof; 1.4 is a left side elevation view thereof; 1.5 is a right side elevation view thereof; 1.6 is a top plan view thereof; 1.7 is a bottom plan view thereof.


1 Claim, 7 Drawing Sheets




1.1



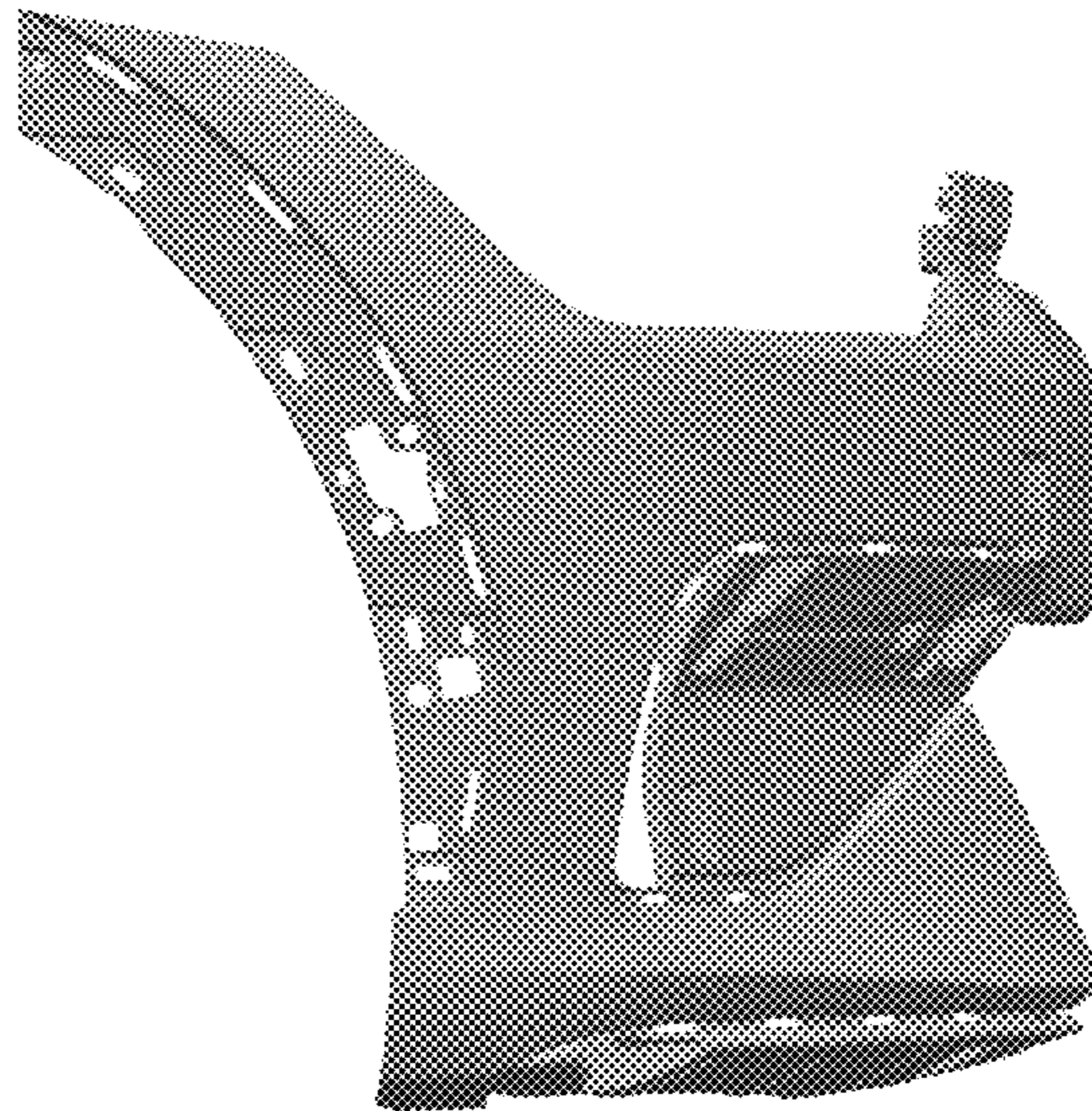
1.2



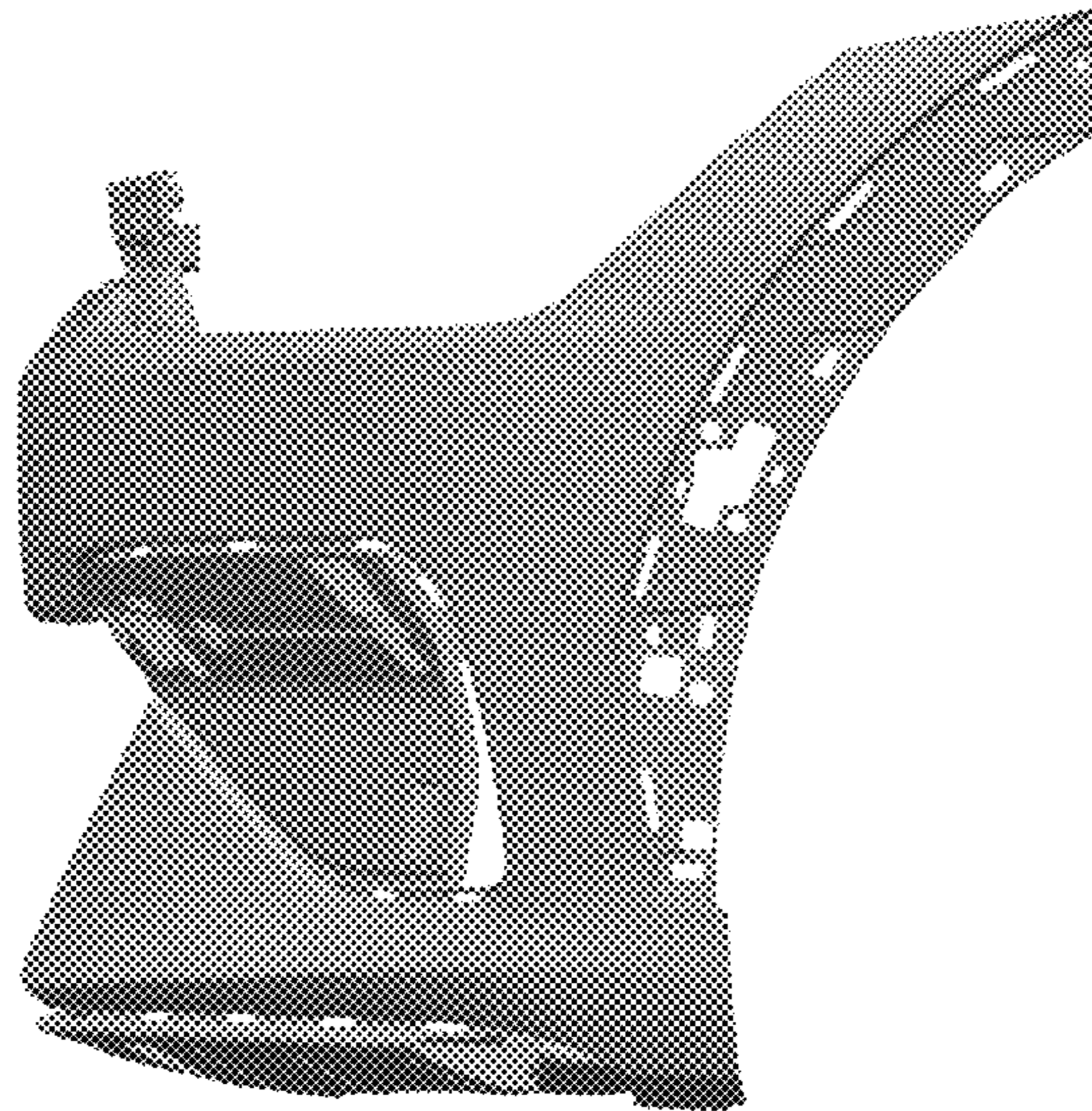
1.3

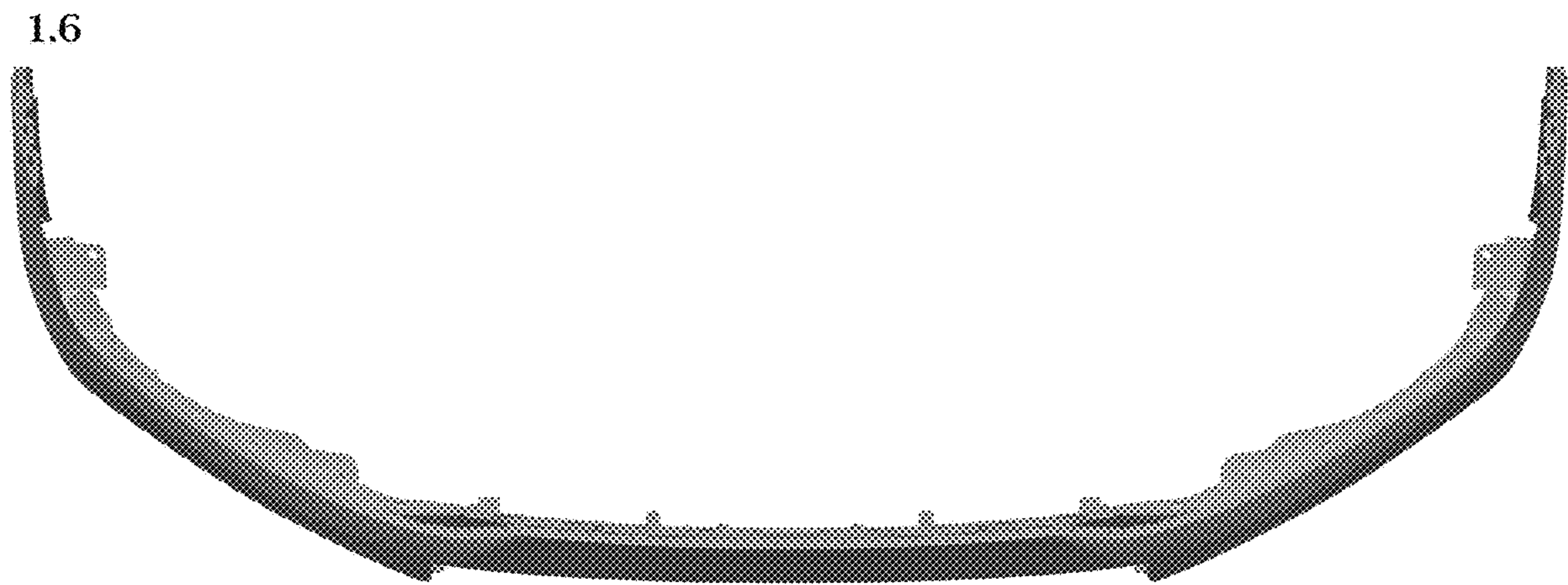


1.4



1.5





1.7

