



US00D976770S

(12) **United States Design Patent**
Wheel

(10) **Patent No.:** **US D976,770 S**
(45) **Date of Patent:** **** Jan. 31, 2023**

(54) **FRONT BUMPER FOR A VEHICLE**
(71) Applicant: **Jaguar Land Rover Limited**, Whitley
Coventry (GB)
(72) Inventor: **Andrew Wheel**, Whitley Coventry
(GB)
(73) Assignee: **Jaguar Land Rover Limited**, Whitley
Coventry (GB)

D603,755 S * 11/2009 Peters D12/92
D670,216 S * 11/2012 Watanabe D12/169
D671,053 S * 11/2012 Yamada D12/169
D700,116 S * 2/2014 Wada D12/169
D742,283 S * 11/2015 Forsgren D12/92
D756,862 S * 5/2016 Wada D12/169

(Continued)

Primary Examiner — Rachel A. Voorhies
(74) *Attorney, Agent, or Firm* — Wood Herron & Evans
LLP

(**) Term: **15 Years**

(21) Appl. No.: **29/747,767**

(22) Filed: **Aug. 25, 2020**

Related U.S. Application Data

(62) Division of application No. 29/682,243, filed on Mar.
4, 2019, now Pat. No. Des. 894,062, which is a
division of application No. 29/603,402, filed on May
9, 2017, now Pat. No. Des. 843,897.

(30) **Foreign Application Priority Data**

Nov. 11, 2016 (EM) 003459270-0001
Nov. 11, 2016 (EM) 003459270-0002
Nov. 11, 2016 (EM) 003459551-0002
Nov. 13, 2016 (EM) 003460807-0007

(51) **LOC (14) Cl.** **12-16**

(52) **U.S. Cl.**
USPC **D12/169**

(58) **Field of Classification Search**
USPC D12/173, 169, 92, 163, 86, 90-91, 171,
D12/196, 216
CPC B60R 19/02; B60R 19/04; B62D 25/08
See application file for complete search history.

(56) **References Cited**

U.S. PATENT DOCUMENTS

D422,942 S * 4/2000 Giugiaro D12/92
D448,324 S * 9/2001 Gabath D12/92


(57) **CLAIM**

The ornamental design for a front bumper for a vehicle, as
shown and described.

DESCRIPTION

FIG. 1 is a front right perspective view of a front bumper for
a vehicle according to the present invention.
FIG. 2 is a front left perspective view of the front bumper
shown in FIG. 1.
FIG. 3 is a rear left perspective view thereof.
FIG. 4 is a rear right perspective view thereof.
FIG. 5 is a front view thereof.
FIG. 6 is a rear view thereof.
FIG. 7 is a left side view thereof.
FIG. 8 is a right side view thereof.
FIG. 9 is a top view thereof.
FIG. 10 is a bottom view thereof; and,
FIG. 11 is another front right perspective view of the front
bumper shown in FIGS. 1-10, mounted on a vehicle, with
the vehicle shown in de-emphasized and half-tone portions
so as to illustrate environmental structure. These portions
form no part of the claimed design. More particularly, in
FIG. 11, the inventive front bumper is shown within the
broken line, and the elements shown outside of the broken
line form no part of the claimed design, but are instead
included to show environmental aspects thereof.

1 Claim, 11 Drawing Sheets



(56)

References Cited

U.S. PATENT DOCUMENTS

D780,636 S * 3/2017 Kahn D12/92
D783,472 S * 4/2017 Ishii D12/169
D787,377 S * 5/2017 Al Attar D12/92
D793,292 S * 8/2017 Lee D12/169
D798,202 S * 9/2017 Zavatski D12/169
D813,753 S * 3/2018 Loeb D12/169
D813,754 S * 3/2018 Loeb D12/169
D816,564 S * 5/2018 Kim D12/169
D821,268 S * 6/2018 Kim D12/92
D822,550 S * 7/2018 Wassell D12/169
D824,299 S * 7/2018 Stone D12/169
D825,388 S * 8/2018 Karras D12/92
D830,908 S * 10/2018 Tamiya D12/91
D840,269 S * 2/2019 Frascella D12/91
D840,294 S * 2/2019 Battams D12/169
D843,897 S * 3/2019 Wheel D12/169
D844,511 S * 4/2019 Buttigieg D12/169
D861,551 S * 10/2019 Grand D12/169
D862,312 S * 10/2019 Frascella D12/91
D864,025 S * 10/2019 Tomasson D12/91
D864,027 S * 10/2019 Yong D12/91
D864,803 S * 10/2019 Sakai D12/169
D867,932 S * 11/2019 Yamashita D12/92
D872,653 S * 1/2020 Kohrman D12/92
D875,626 S * 2/2020 Burki D12/169
D877,000 S * 3/2020 Buck D12/169
D880,360 S * 4/2020 Schmölz D12/92
D881,070 S * 4/2020 Smith D12/91
D894,062 S * 8/2020 Wheel D12/169

* cited by examiner



FIG. 1




FIG. 2

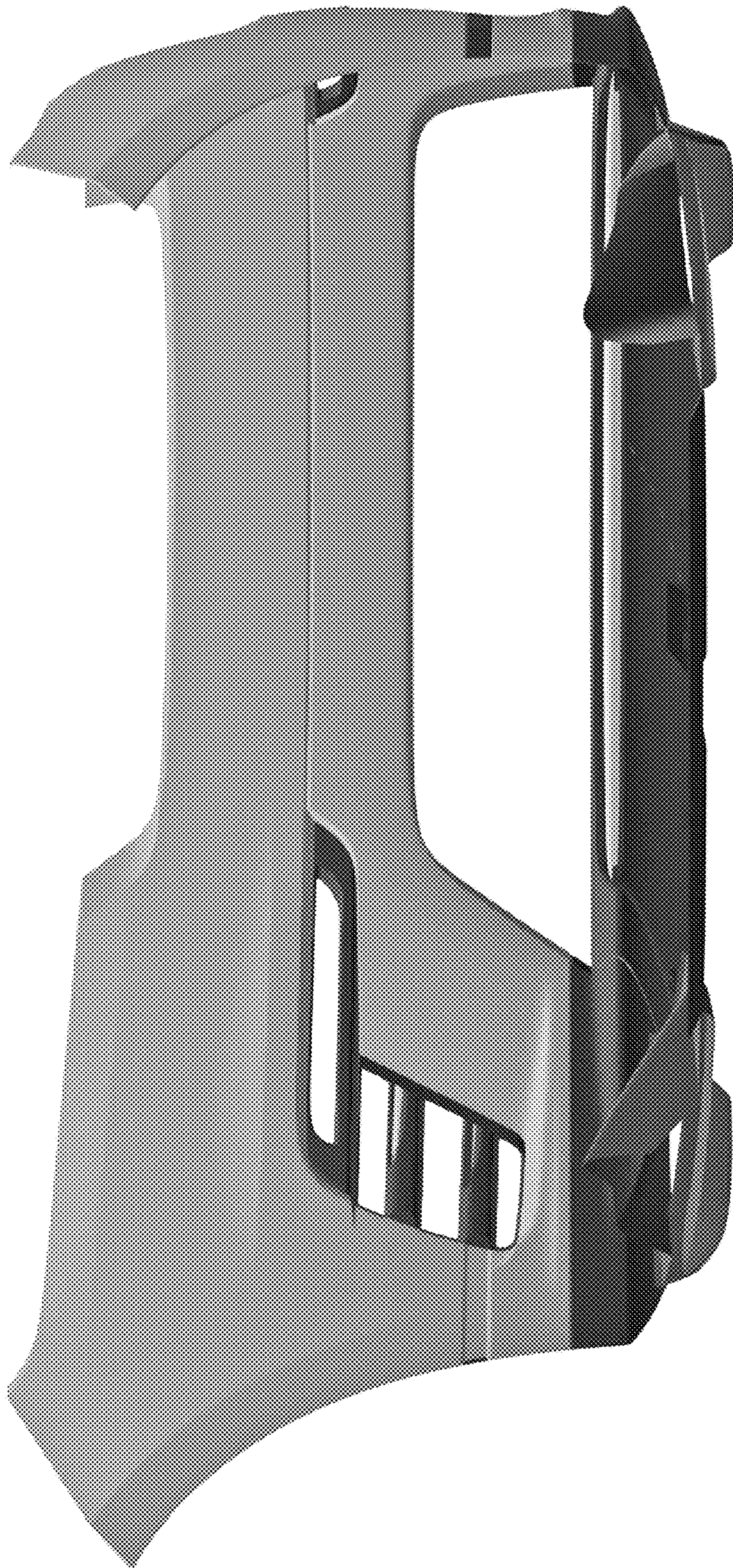


FIG. 3



FIG. 4




FIG. 5




FIG. 6




FIG. 7




FIG. 8




FIG. 9




FIG. 10




FIG. 11