

US00D976761S

(12) **United States Design Patent** (10) **Patent No.:** **US D976,761 S**
Nguyen (45) **Date of Patent:** **** Jan. 31, 2023**

(54) **BICYCLE FRAME ELEMENT**
(71) Applicant: **Robert Bosch GmbH**, Stuttgart (DE)
(72) Inventor: **Quoc-Dat Nguyen**, Reutlingen (DE)
(73) Assignee: **Robert Bosch GmbH**, Stuttgart (DE)
(**) Term: **15 Years**
(21) Appl. No.: **29/777,820**
(22) Filed: **Apr. 8, 2021**

(30) **Foreign Application Priority Data**

Oct. 8, 2020 (EM) 008198402-0005

(51) **LOC (14) Cl.** **12-11**

(52) **U.S. Cl.**
USPC **D12/117**

(58) **Field of Classification Search**
USPC D12/110, 111, 117-119, 122-127, 159;
D21/419, 424, 427, 432, 663, 664, 666,
D21/667
CPC B62K 19/16; B62K 19/08; B62K 15/006;
B62K 21/02; B62K 21/04; B62K 11/10;
B62K 3/02; B62K 3/005; B62K 3/00
See application file for complete search history.

(56) **References Cited**

U.S. PATENT DOCUMENTS

D801,878 S * 11/2017 Greiner D12/123
D906,186 S * 12/2020 Braun D12/117
D920,168 S * 5/2021 van den Adel B62K 19/20
2018/0346054 A1 * 12/2018 Choi B62K 19/20

FOREIGN PATENT DOCUMENTS

TW 110301753 * 12/2021

OTHER PUBLICATIONS

ebay.com, Suspension Ebike MTB carbon frame bicycle Electric frame E-bike PT42110 E09, published Sep. 6, 2022, [retrieved on

Sep. 22, 2022], Retrieved from the internet<Suspension Ebike MTB carbon frame bicycle Electric frame E-bike PT4211C E09 | eBay> (Year: 2022).*

* cited by examiner

Primary Examiner — Joseph Kukella
Assistant Examiner — Lavon M. Amerson
(74) *Attorney, Agent, or Firm* — Maginot, Moore & Beck LLP

(57) **CLAIM**

The ornamental design for a bicycle frame element, as shown and described.

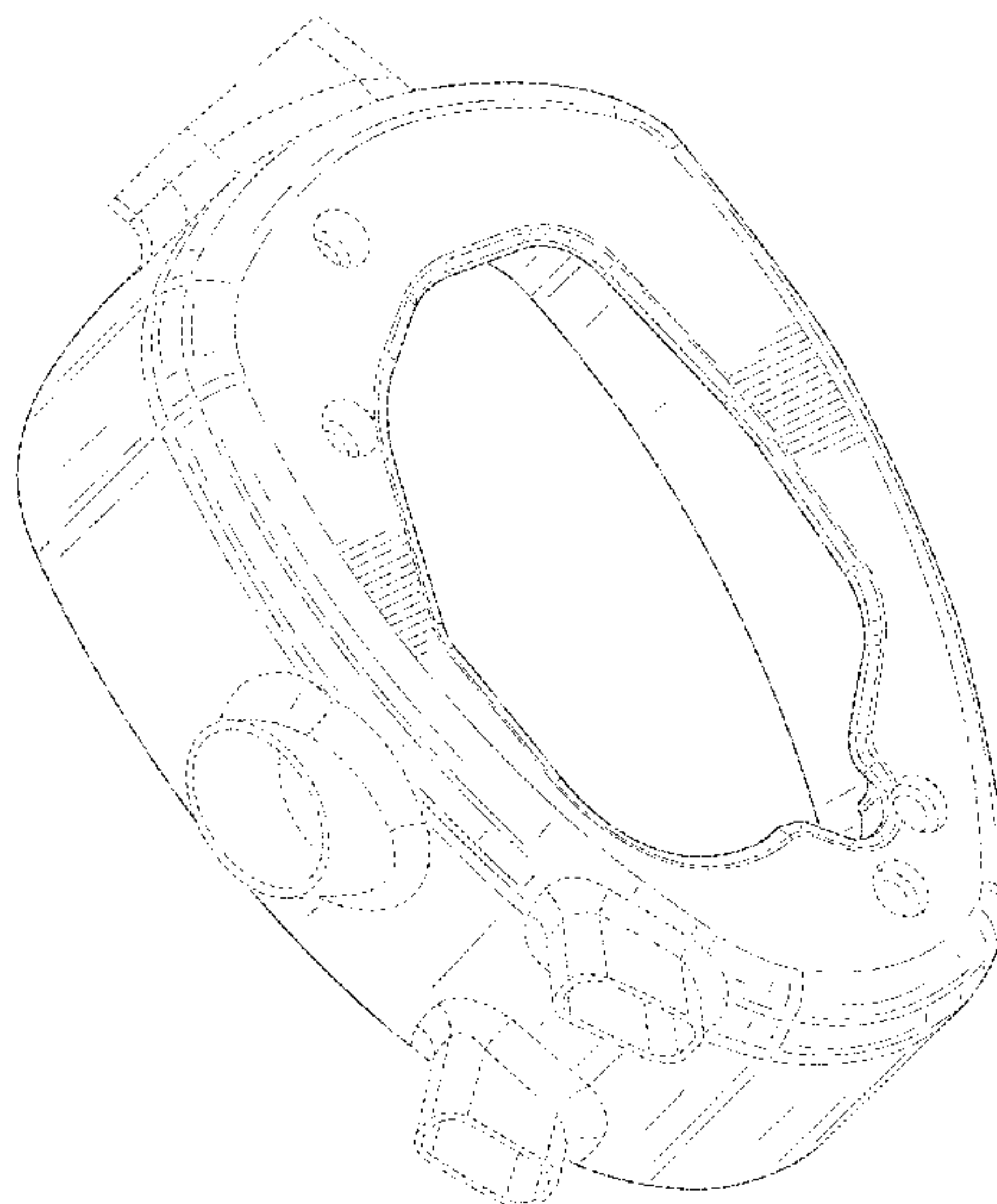
DESCRIPTION

Cross reference is made to copending U.S. design patent application Ser. No. 29/777,813 entitled “Bicycle Frame Element” by Nguyen, Quoc-Dat, which was filed on even date herewith; and U.S. design patent application Ser. No. 29/777,816 entitled “Bicycle Frame Element” by Nguyen, Quoc-Dat, which was filed on even date herewith.

FIG. 1 is a perspective view of a bicycle frame element showing my new design;
FIG. 2 is a left side elevational view of the bicycle frame element of FIG. 1;
FIG. 3 is a right side elevational view of the bicycle frame element of FIG. 1;
FIG. 4 is a rear side elevational view of the bicycle frame element of FIG. 1;
FIG. 5 is a front side elevational view of the bicycle frame element of FIG. 1;
FIG. 6 is a top side plan view of the bicycle frame element of FIG. 1; and,
FIG. 7 is a bottom side plan view of the bicycle frame element of FIG. 1.

The broken lines shown in the drawings illustrate portions of the bicycle frame element that form no part of the claimed design.

1 Claim, 6 Drawing Sheets



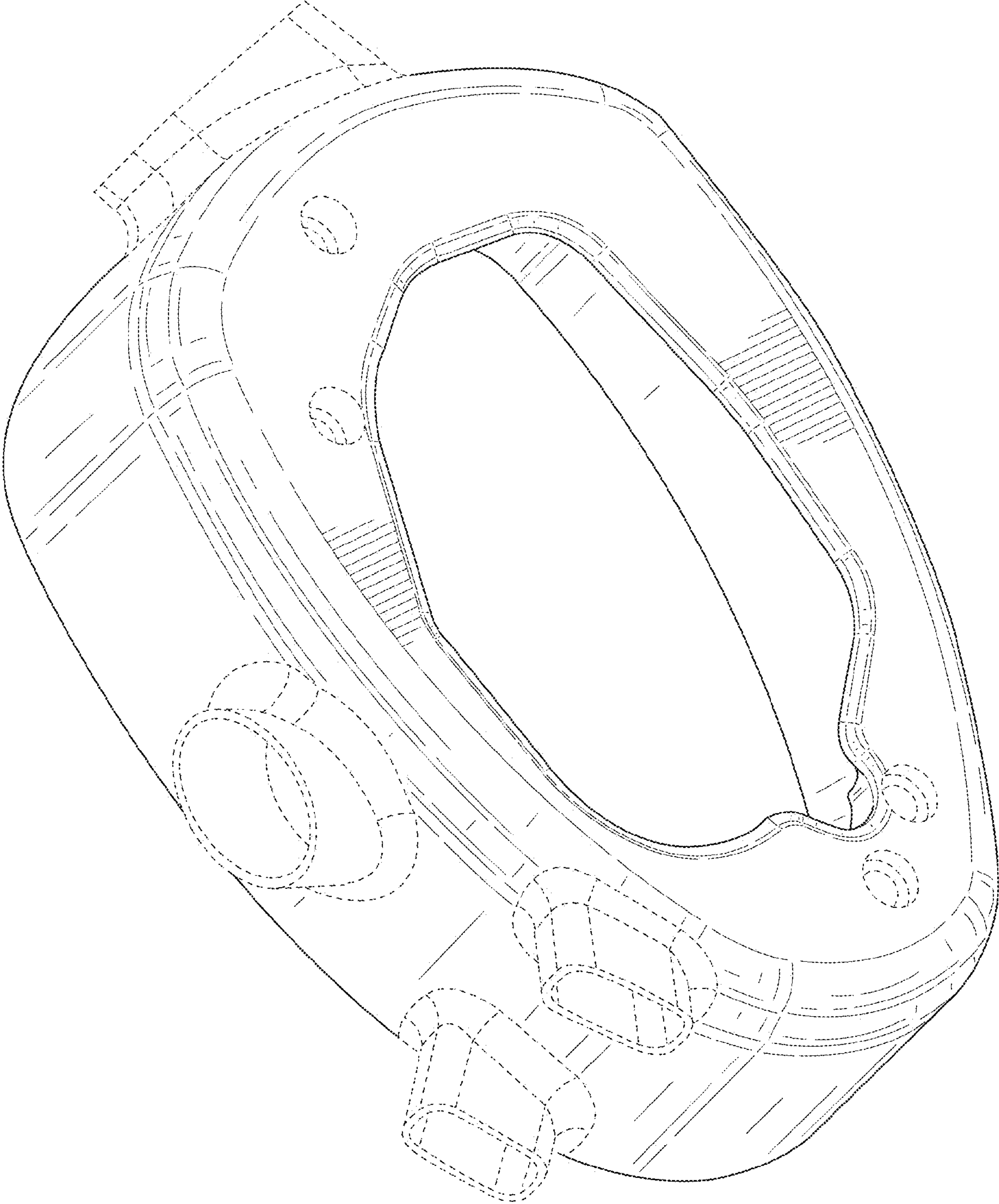


FIG. 1

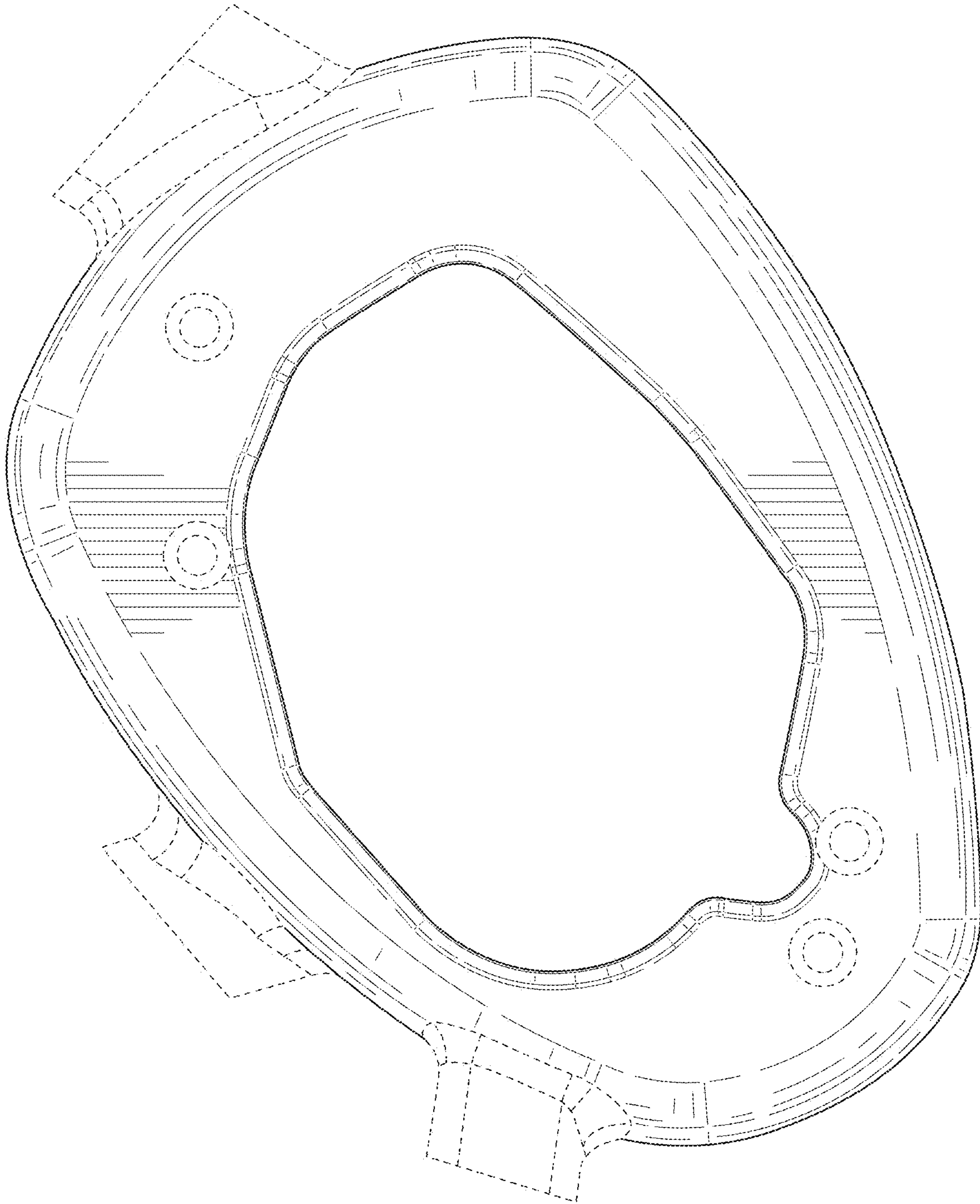


FIG. 2

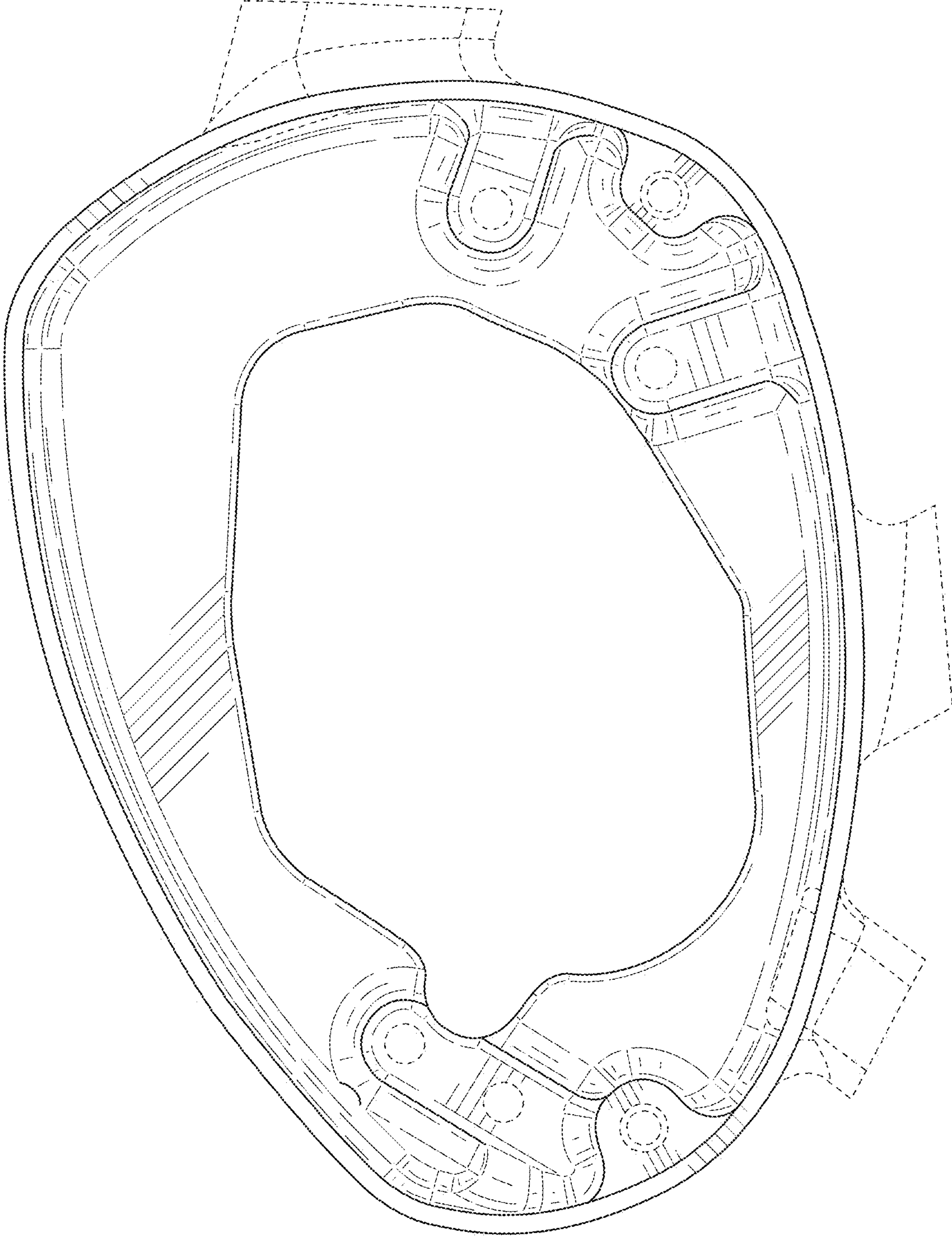


FIG. 3

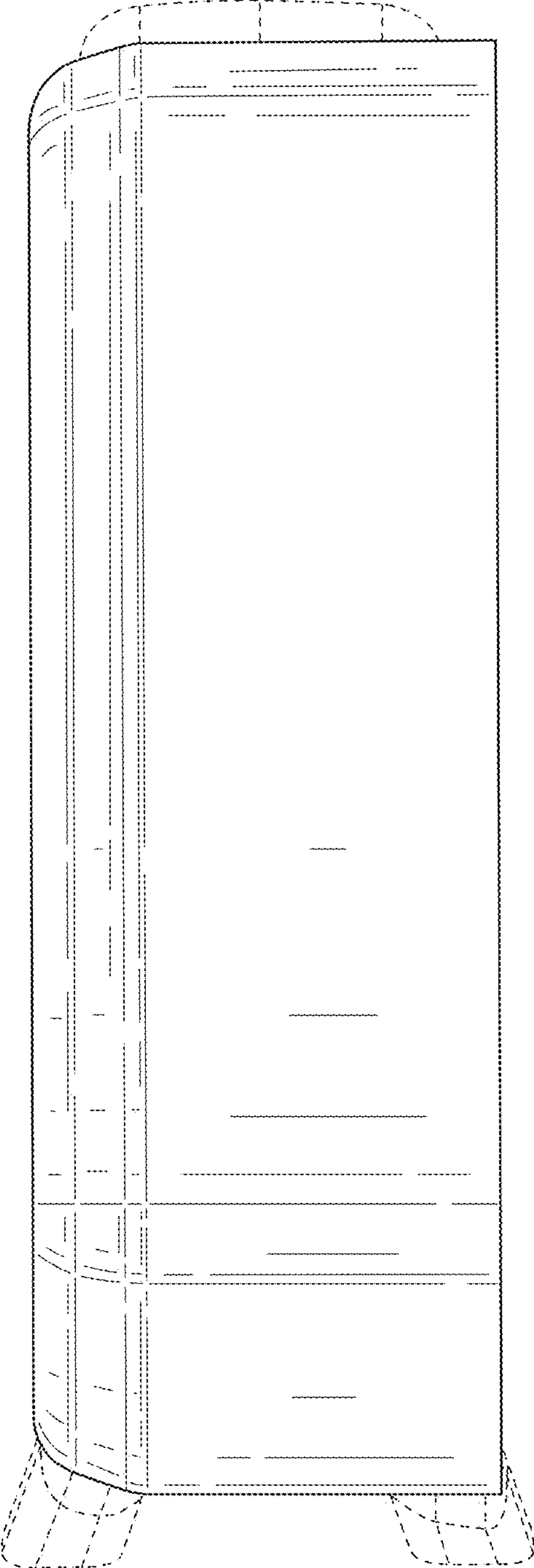


FIG. 4

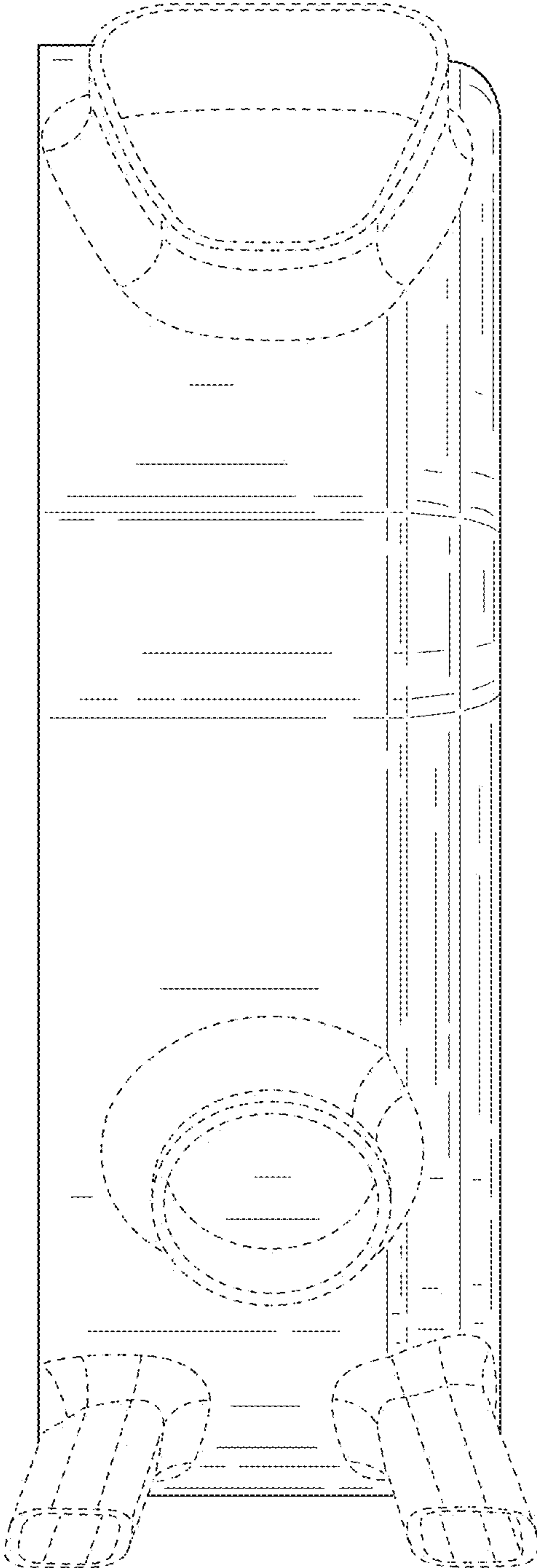


FIG. 5

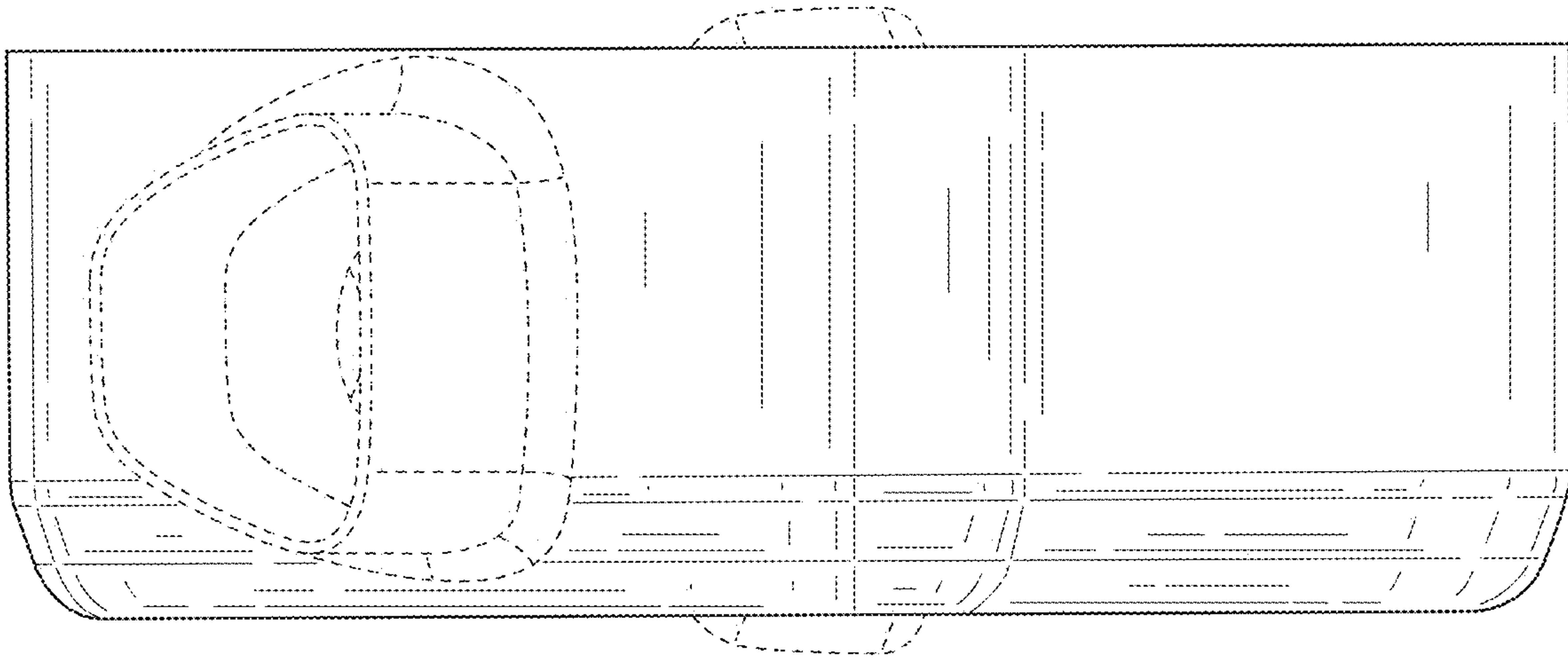


FIG. 6

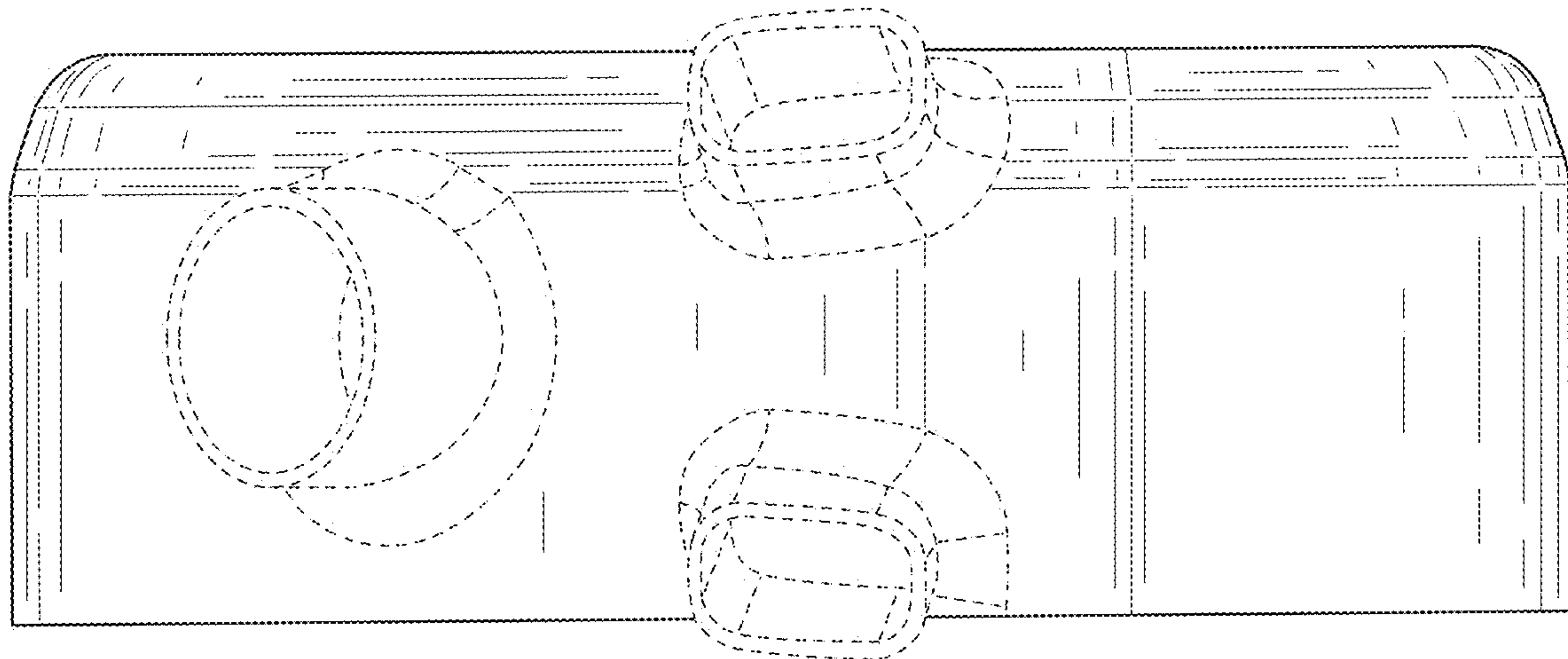


FIG. 7

UNITED STATES PATENT AND TRADEMARK OFFICE
CERTIFICATE OF CORRECTION

PATENT NO. : D976,761 S
APPLICATION NO. : 29/777820
DATED : January 31, 2023
INVENTOR(S) : Nguyen

Page 1 of 1

It is certified that error appears in the above-identified patent and that said Letters Patent is hereby corrected as shown below:

On the Title Page

In Column 1, in Item (56) References Cited, under the subheading OTHER PUBLICATIONS, in Line 2: "PT42110" should read --PT4211C--.

Signed and Sealed this
Thirteenth Day of June, 2023
Katherine Kelly Vidal

Katherine Kelly Vidal
Director of the United States Patent and Trademark Office