



US00D976760S

(12) **United States Design Patent** (10) **Patent No.:** **US D976,760 S**  
**Nguyen** (45) **Date of Patent:** **\*\* Jan. 31, 2023**

(54) **BICYCLE FRAME ELEMENT**

(71) Applicant: **Robert Bosch GmbH**, Stuttgart (DE)  
(72) Inventor: **Quoc-Dat Nguyen**, Reutlingen (DE)  
(73) Assignee: **Robert Bosch GmbH**, Stuttgart (DE)  
(\*\*) Term: **15 Years**

(21) Appl. No.: **29/777,813**

(22) Filed: **Apr. 8, 2021**

(30) **Foreign Application Priority Data**

Oct. 8, 2020 (EM) ..... 008198402

(51) **LOC (14) Cl.** ..... **12-11**

(52) **U.S. Cl.**  
USPC ..... **D12/117**

(58) **Field of Classification Search**  
USPC ..... D12/110, 111, 117-119, 122-127, 159;  
D21/419, 424, 427, 432, 663, 664, 666,  
D21/667

CPC ..... B62K 19/16; B62K 19/08; B62K 15/006;  
B62K 21/02; B62K 21/04; B62K 11/10;  
B62K 3/02; B62K 3/005; B62K 3/00

See application file for complete search history.

(56) **References Cited**

**U.S. PATENT DOCUMENTS**

D672,287 S \* 12/2012 Noble ..... B62K 19/20  
D12/159  
D801,877 S \* 11/2017 Greiner ..... D12/123  
D918,781 S \* 5/2021 Hüttl ..... D12/111  
D920,168 S \* 5/2021 van den Adel ..... D12/111

(Continued)

**FOREIGN PATENT DOCUMENTS**

EP 110301749 \* 12/2021

**OTHER PUBLICATIONS**

alibaba.com, Titanium E-bike frame accommodate for Bafang G510 motor, published Mar. 1, 2018 [retrieved Sep. 23, 2022]. Retrieved from the internet<[https://www.alibaba.com/product-detail/Titanium-E-bike-frame-accommodate-for\\_1600092767302.html?spm=a2700.pccps\\_detail.0.0.49446df7efFZwh](https://www.alibaba.com/product-detail/Titanium-E-bike-frame-accommodate-for_1600092767302.html?spm=a2700.pccps_detail.0.0.49446df7efFZwh)> (Year: 2018).\*

*Primary Examiner* — Joseph Kukella

*Assistant Examiner* — Lavon M. Amerson

(74) *Attorney, Agent, or Firm* — Maginot, Moore & Beck LLP

(57) **CLAIM**

The ornamental design for a bicycle frame element, as shown and described.

**DESCRIPTION**

Cross reference is made to copending U.S. design patent application Ser. No. 29/777,816 entitled “Bicycle Frame Element” by Nguyen, Quoc-Dat, which was filed on even date herewith; and U.S. design patent application Ser. No. 29/777,820 entitled “Bicycle Frame Element” by Nguyen, Quoc-Dat, which was filed on even date herewith.

FIG. 1 is a perspective view of a bicycle frame element showing my new design;

FIG. 2 is a front side elevational view of the bicycle frame element of FIG. 1;

FIG. 3 is a rear side elevational view of the bicycle frame element of FIG. 1;

FIG. 4 is a left side elevational view of the bicycle frame element of FIG. 1;

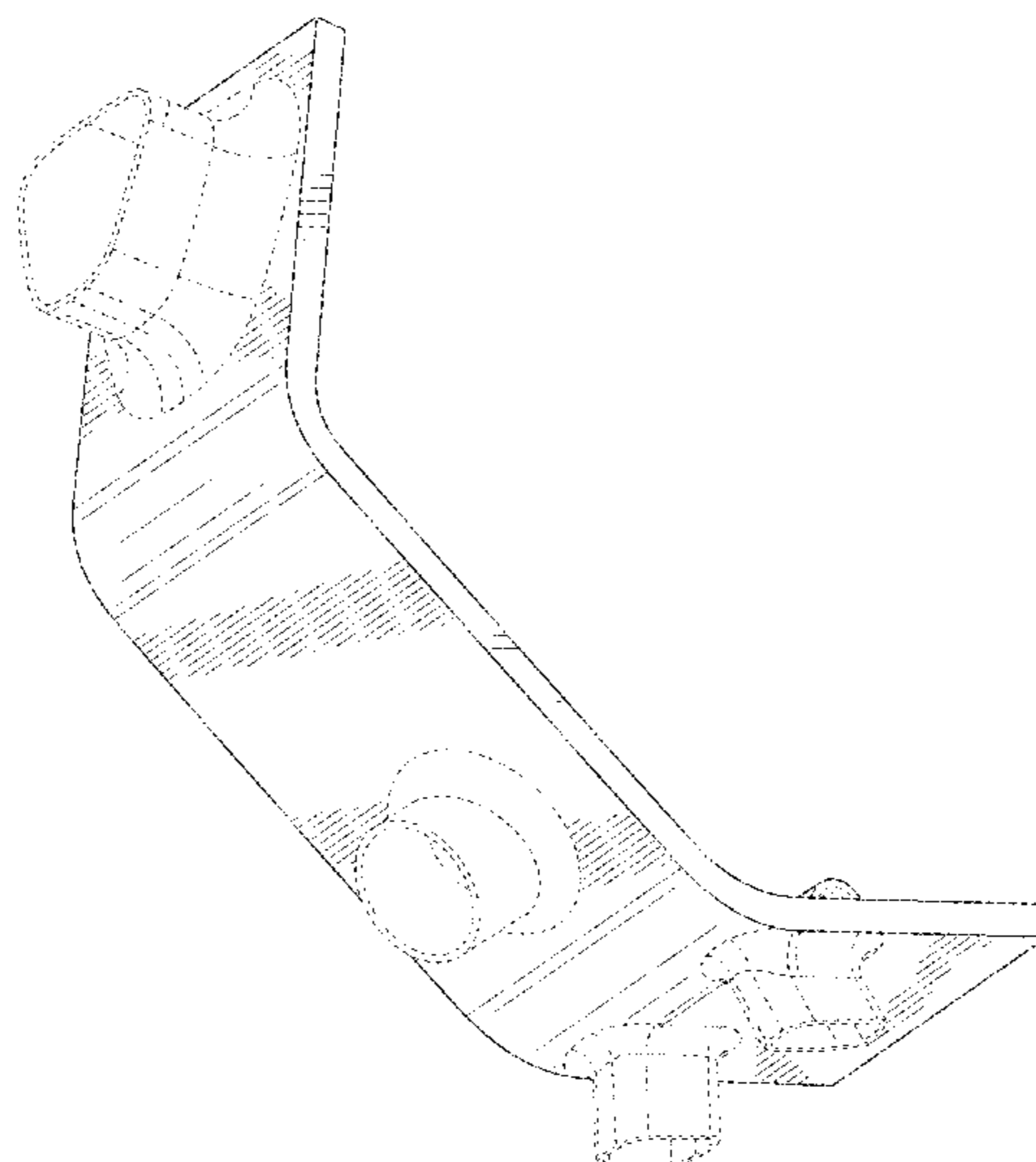
FIG. 5 is a right side elevational view of the bicycle frame element of FIG. 1;

FIG. 6 is a top side plan view of the bicycle frame element of FIG. 1; and,

FIG. 7 is a bottom side plan view of the bicycle frame element of FIG. 1.

The broken lines shown in the drawings illustrate portions of the bicycle frame element that form no part of the claimed design.

**1 Claim, 6 Drawing Sheets**



(56)

**References Cited**

U.S. PATENT DOCUMENTS

D926,638 S \* 8/2021 Liu ..... D12/123  
2018/0346054 A1 \* 12/2018 Choi ..... B62K 19/20

\* cited by examiner

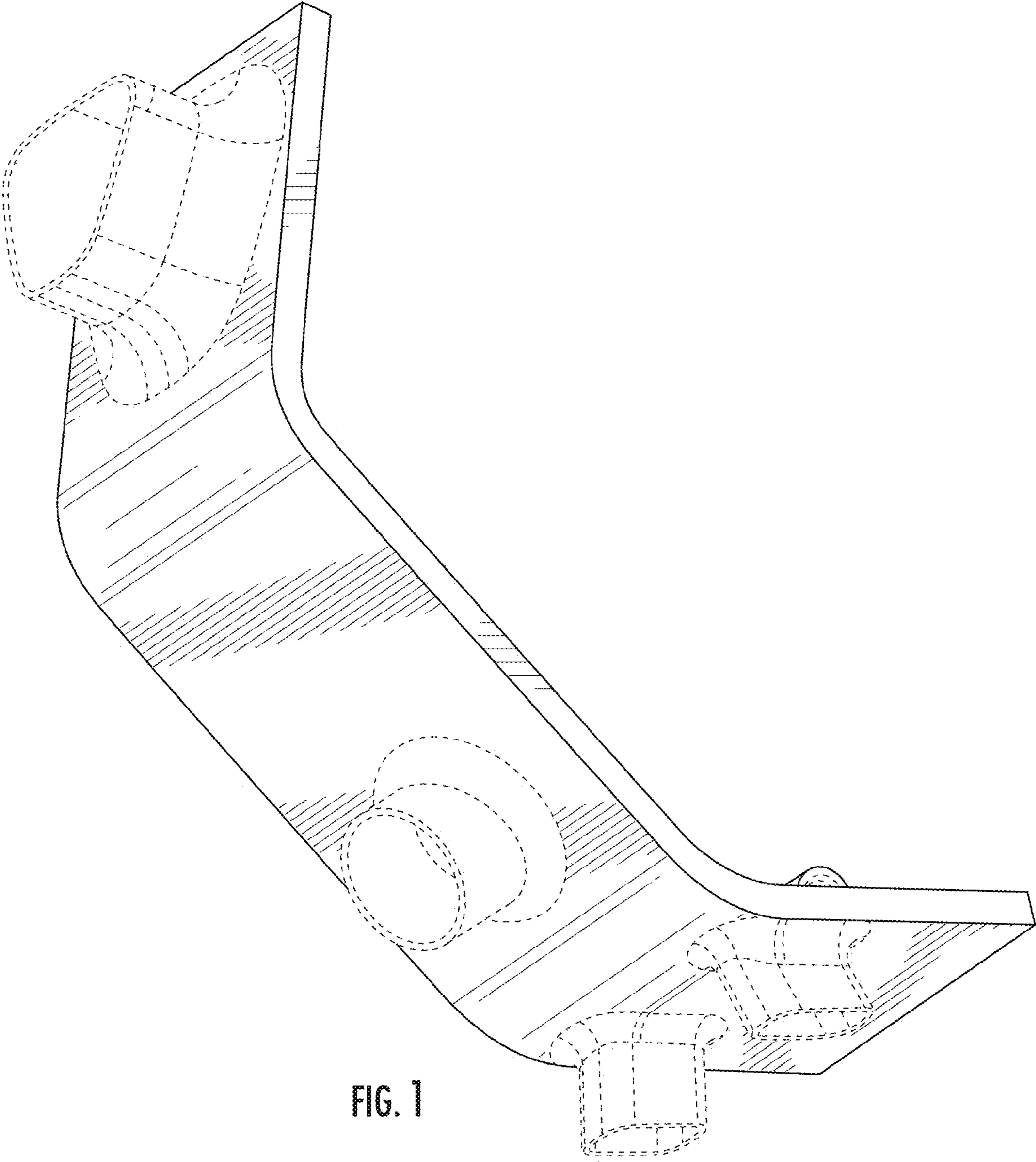


FIG. 1

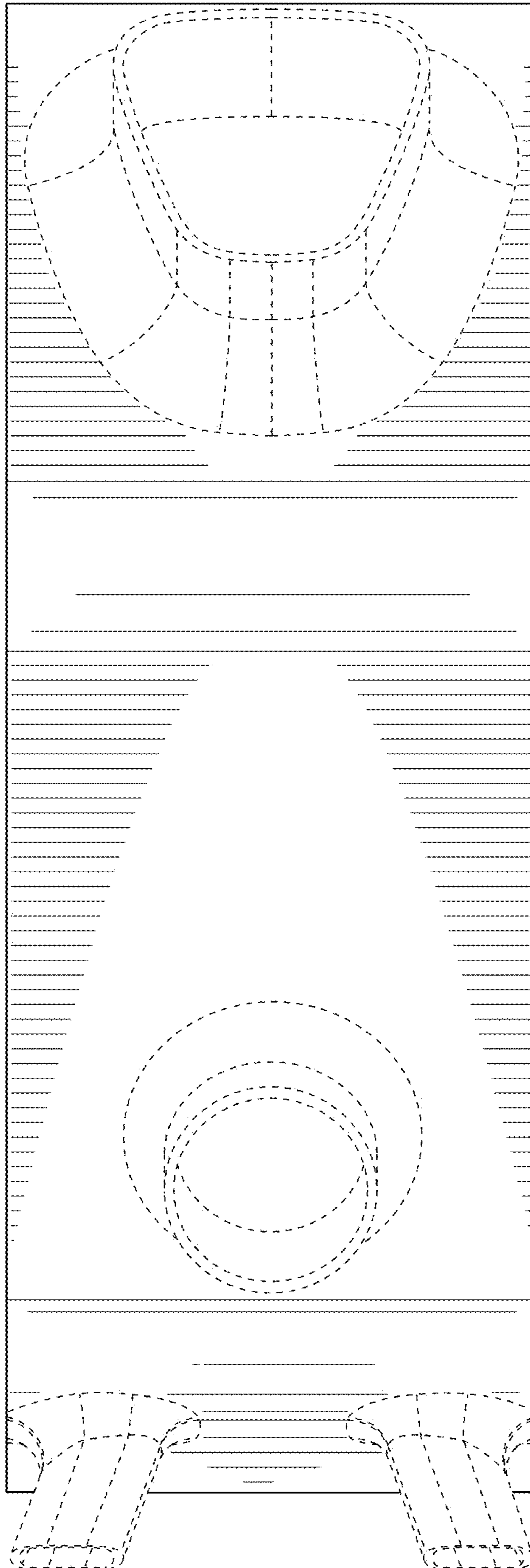


FIG. 2

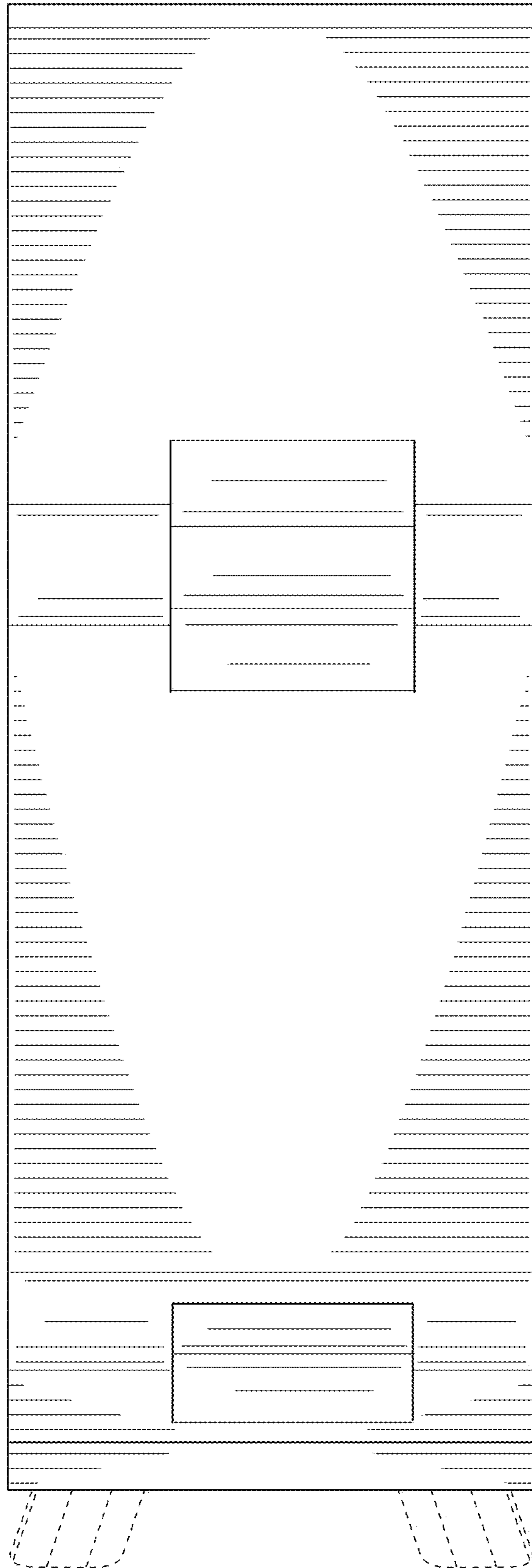


FIG. 3

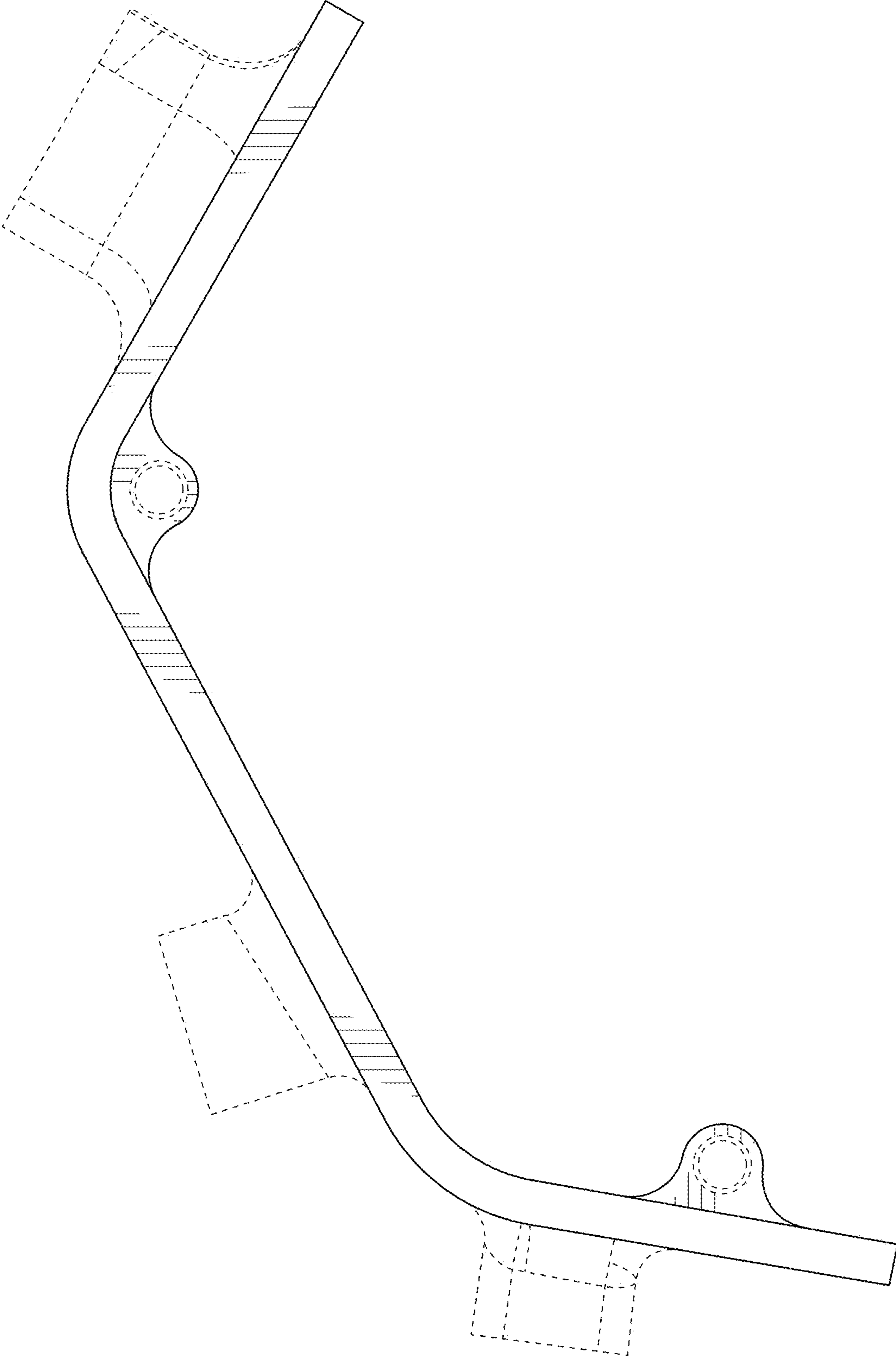


FIG. 4



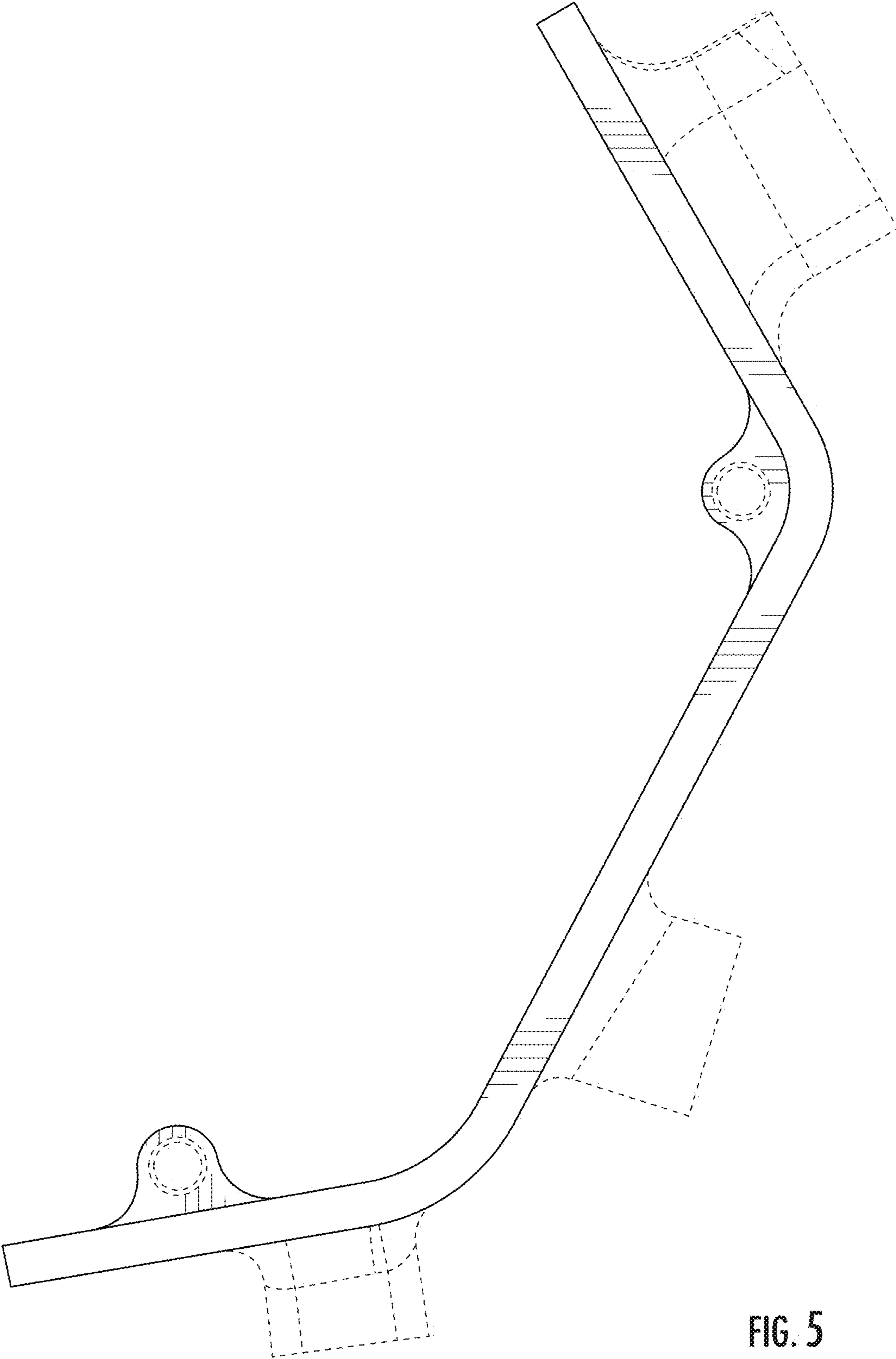


FIG. 5

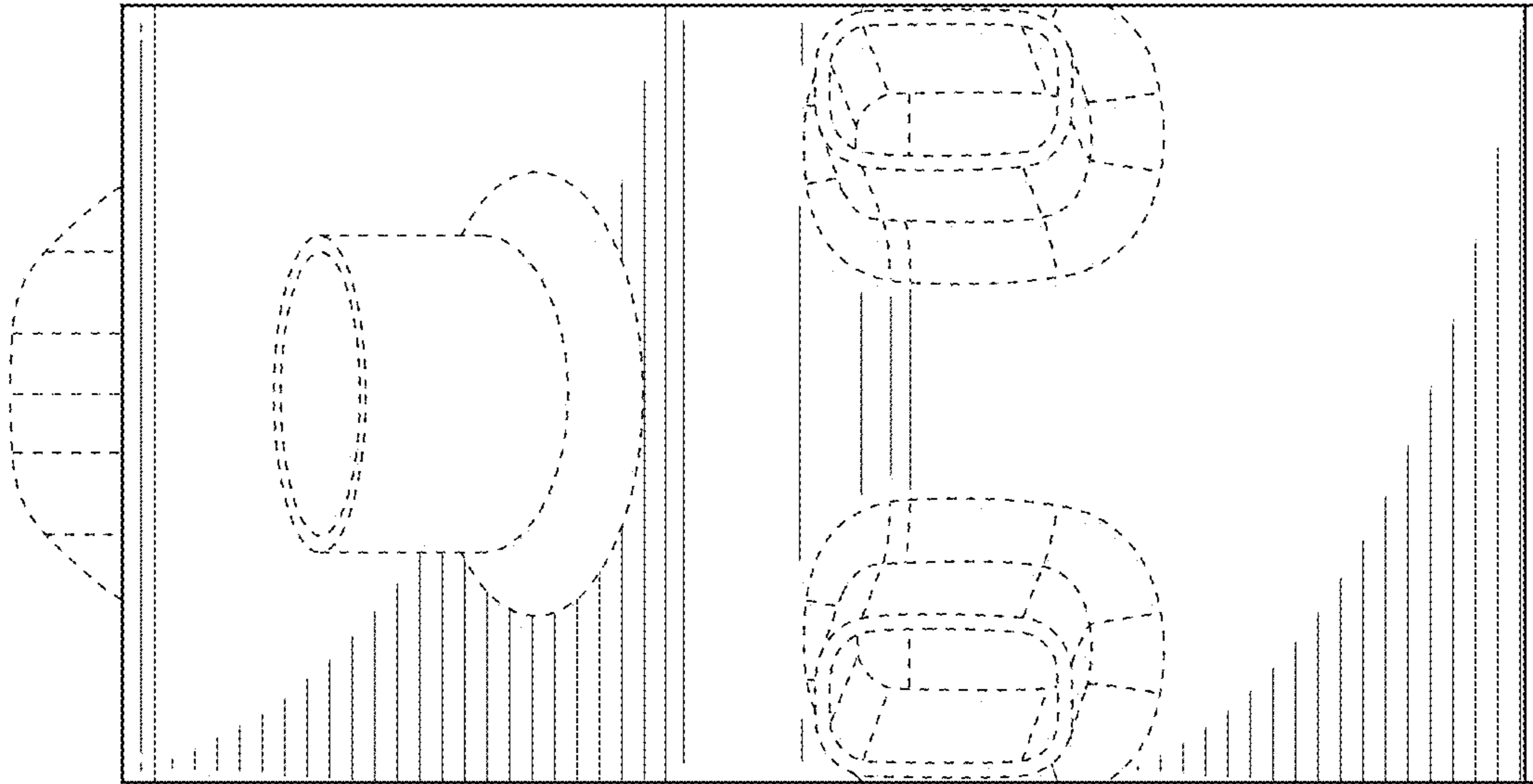


FIG. 6

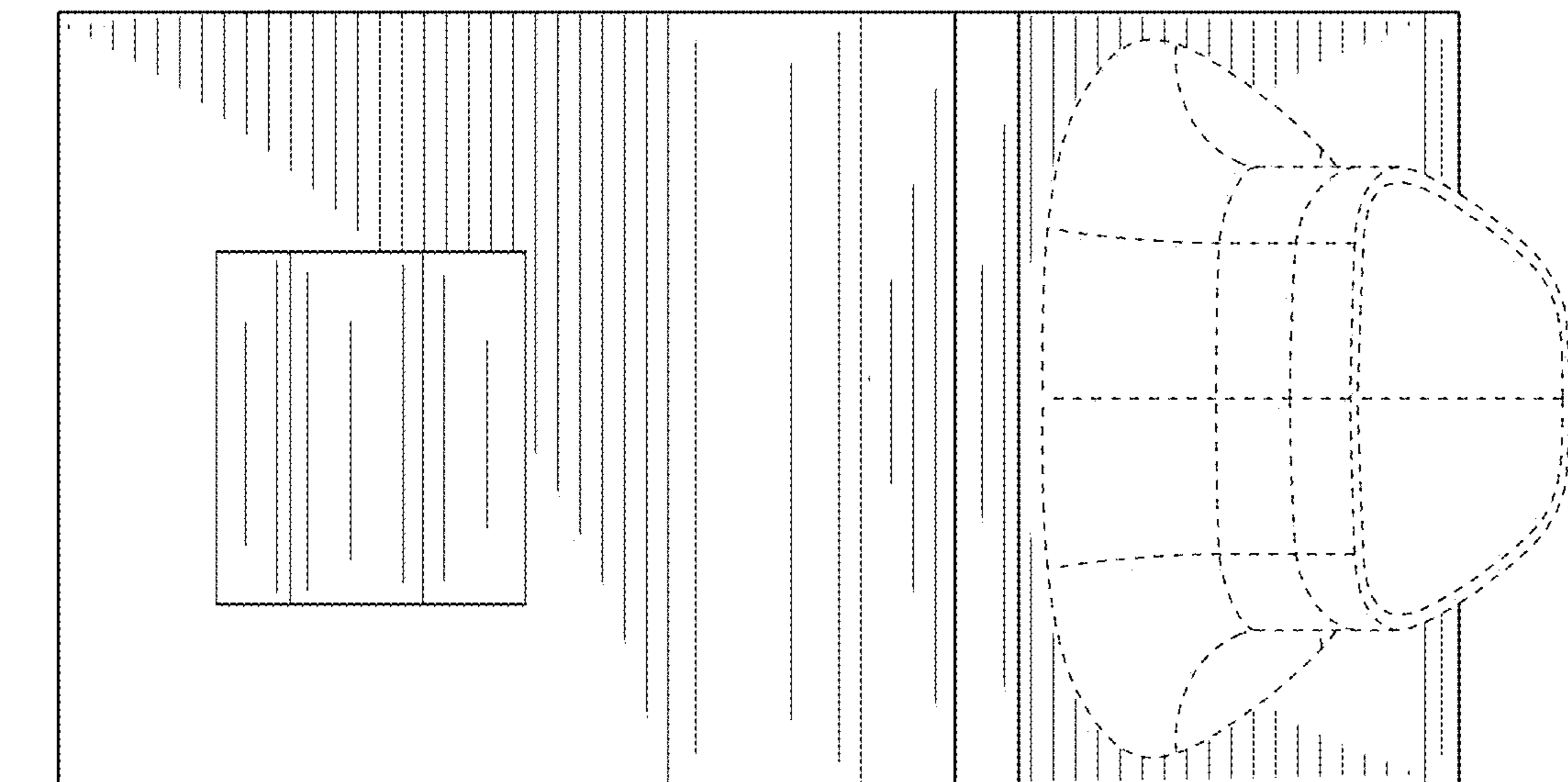


FIG. 7