



US00D976714S

(12) **United States Design Patent** (10) **Patent No.:** **US D976,714 S**
Alsante (45) **Date of Patent:** **** Jan. 31, 2023**

(54) **VIAL-LIKE LIQUID CONTAINER HAVING DUAL LIQUID APPLICATORS WITH REMOVABLE CAPS**

ref=sspa_dk_detail_2?pd_rd_i=B08NPTZ554&pd_rd_w=Ej44o&content-id=am.*

(71) Applicant: **Instyle Products LLC**, Shelton, CT (US)

Primary Examiner — Shannon W Morgan

Assistant Examiner — Royner Mendoza

(74) *Attorney, Agent, or Firm* — Thomas M. Galgano, Esq.; Galgano IP Law PLLC

(72) Inventor: **James Alsante**, Old Saybrook, CT (US)

(57) **CLAIM**

The ornamental design for a vial-like liquid container having dual liquid applicators with removable caps, as shown and described.

(73) Assignee: **Instyle Products LLC**, Shelton, CT (US)

(**) Term: **15 Years**

DESCRIPTION

(21) Appl. No.: **29/748,811**

FIG. 1 is a top, front and side perspective view of a vial-like liquid container having dual liquid applicators with removable caps embodying the present invention;

(22) Filed: **Sep. 1, 2020**

FIG. 2 is a front elevational view thereof;

(51) **LOC (14) Cl.** **09-01**

FIG. 3 is a rear elevational view thereof;

(52) **U.S. Cl.**

FIG. 4 is a right side elevational view thereof;

USPC **D9/723**; D9/688

FIG. 5 is a left side elevational view thereof;

(58) **Field of Classification Search**

USPC D28/4, 76, 91.1, 7; D9/434, 435, 442, D9/516, 529, 542, 549, 552, 571,

FIG. 6 is a top plan view thereof; and

(Continued)

FIG. 7 is a bottom plan view thereof;

(56) **References Cited**

FIG. 8 is an exploded, top, front, and side perspective view of a vial-like container having dual liquid applicators with removable caps at opposite ends thereof, with the end caps removed and displaced from the opposite ends of the vial-like container;

U.S. PATENT DOCUMENTS

D250,248 S * 11/1978 Grip D9/542
D279,992 S * 8/1985 Gribb 401/199

(Continued)

FIG. 9 is a right side elevational view thereof;

FIG. 10 is a left side elevational view thereof;

FIG. 11 is a front side elevational view thereof;

FIG. 12 is a rear elevational view thereof;

FIG. 13 is a top plan view; and,

FIG. 14 is a bottom plan view thereof.

FOREIGN PATENT DOCUMENTS

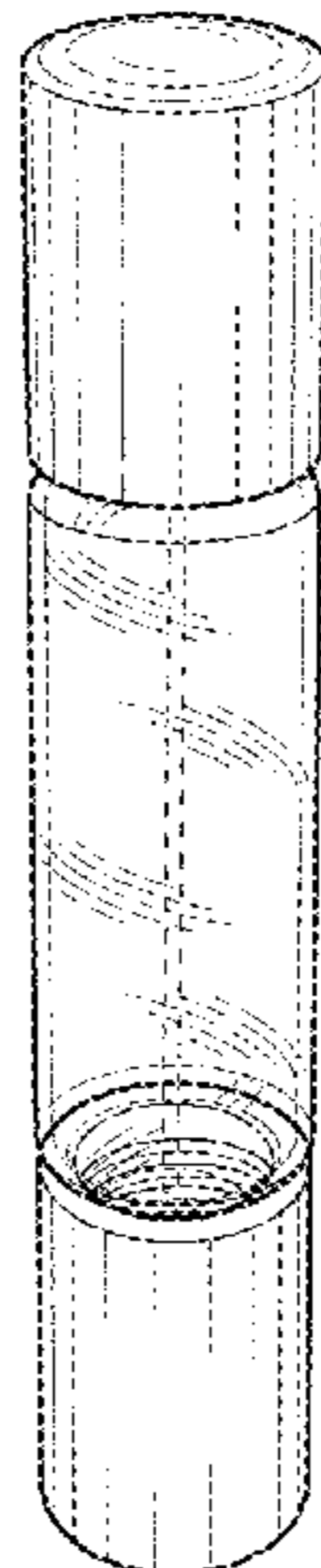
IN 345860-001-0001 * 7/2021

The even length broken lines in the drawings illustrate a portion of the container pump assembly of the vial-like liquid container having dual liquid applicators with removable caps and form no part of the claimed design. The long-dash, short-dash broken lines shown in the drawings illustrate an exploded configuration of the vial-like liquid container having dual liquid applicators with removable caps and forms no part of the claimed design.

OTHER PUBLICATIONS

12 Pack Essential Oil Roller Bottles, sungwoo 10ml Amber Glass Roller Bottles with Stainless Steel Roller Balls and Caps for Travel, Perfume and Lip Gloss Online, published N/A. Retrieved on Sep. 14, 2022 from URL:<https://www.amazon.com/dp/B08NPTZ554/>

1 Claim, 8 Drawing Sheets



US D976,714 S

Page 2

(58) **Field of Classification Search**

USPC D9/695-699, 723-729, 746, 747, 684,
D9/688, 690; D4/114; 401/17, 35, 195
CPC A45D 34/041; A45D 34/02; A45D
2034/005; B43M 11/08; B43L 19/0075;
B43K 27/08

See application file for complete search history.

(56) **References Cited**

U.S. PATENT DOCUMENTS

D293,494 S * 12/1987 Kemmerer D9/529
D295,878 S * 5/1988 Lovell D19/117
D303,020 S * 8/1989 Reichmann D28/91.1
D303,021 S * 8/1989 Reichmann D28/91.1
D306,494 S * 3/1990 Bajusz D28/7
D313,289 S * 12/1990 Bakic D28/88
D337,939 S * 8/1993 Smith, Jr. D9/539

5,586,694 A * 12/1996 Breidenbach A45D 34/041
401/214
6,004,057 A * 12/1999 Fulop B43M 11/08
401/35
D429,845 S * 8/2000 Lang D28/7
D429,847 S * 8/2000 Lang D28/7
D497,455 S * 10/2004 Lee D28/76
D639,998 S * 6/2011 Liu D28/7
D683,238 S * 5/2013 You D9/688
D703,052 S * 4/2014 Park D9/503
D703,053 S * 4/2014 Park D9/503
D704,065 S * 5/2014 de Lima Paschoal D28/76
D758,664 S * 6/2016 Van Maanen D28/51
D845,132 S * 4/2019 Otani D9/503
D850,279 S * 6/2019 Liu D9/695
D949,707 S * 4/2022 Khodzhayan D9/726
2013/0189017 A1 * 7/2013 Thiebaut A45D 34/04
401/143

* cited by examiner

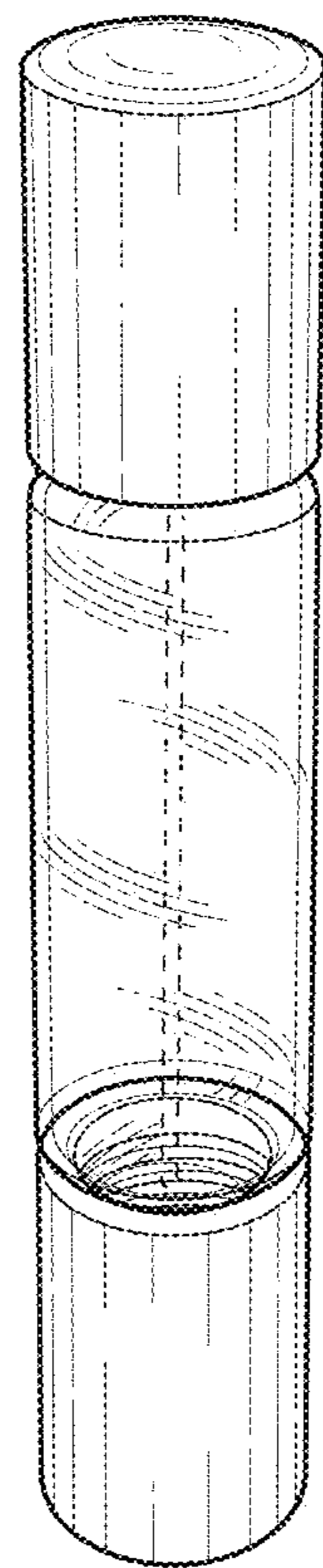


FIG. 1

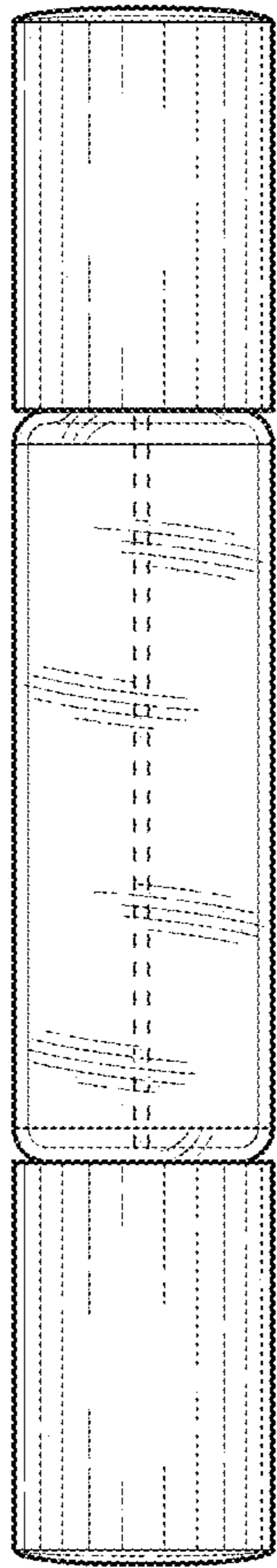


FIG. 2

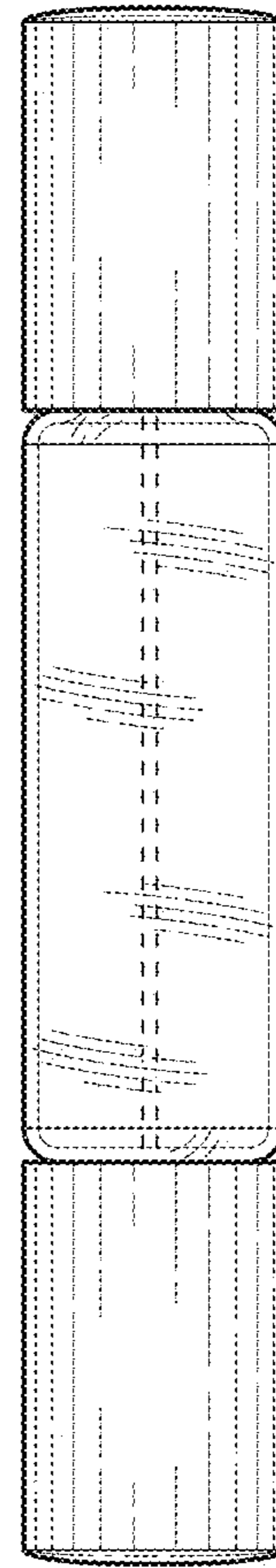


FIG. 3

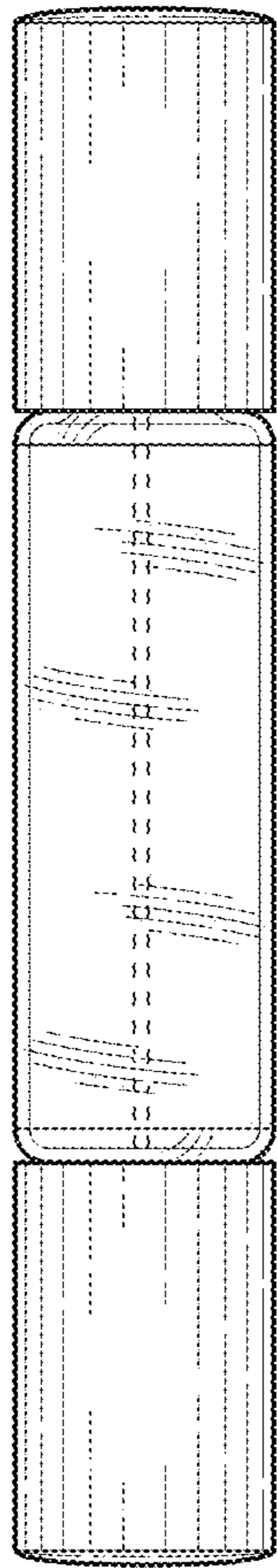


FIG. 4

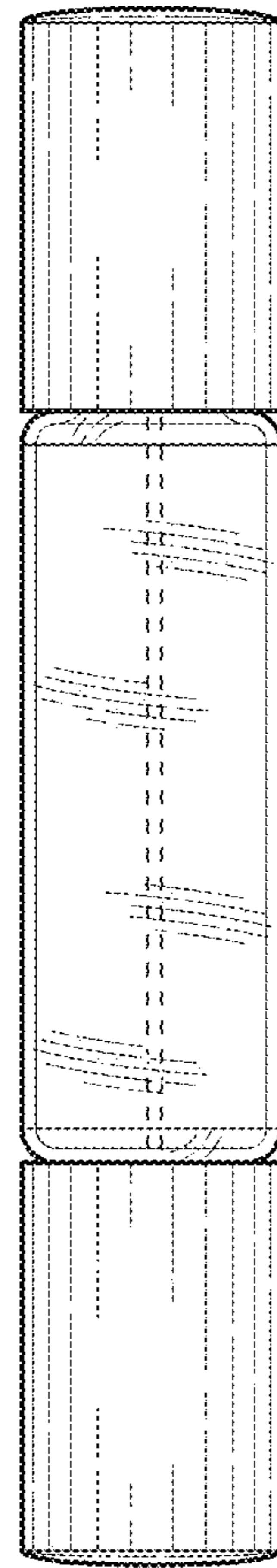


FIG. 5

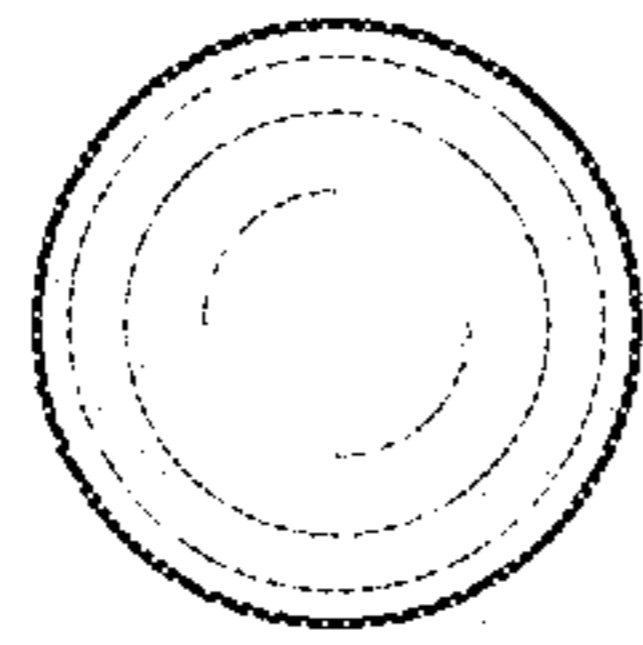


FIG. 6

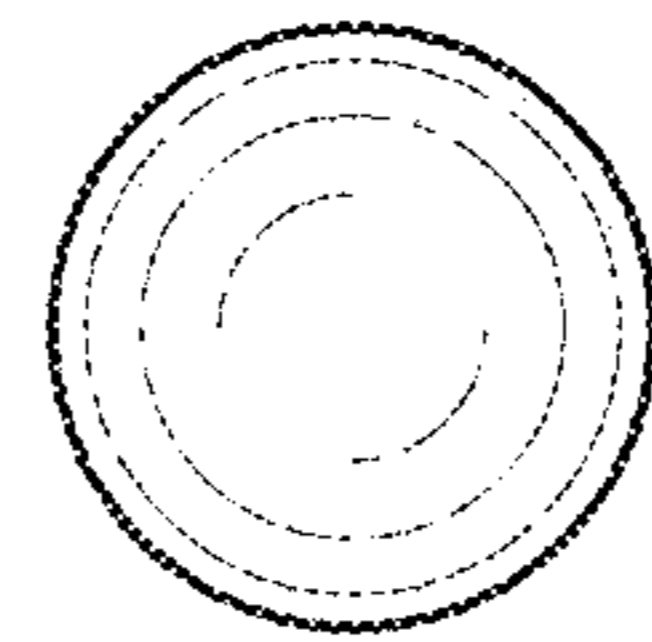


FIG. 7

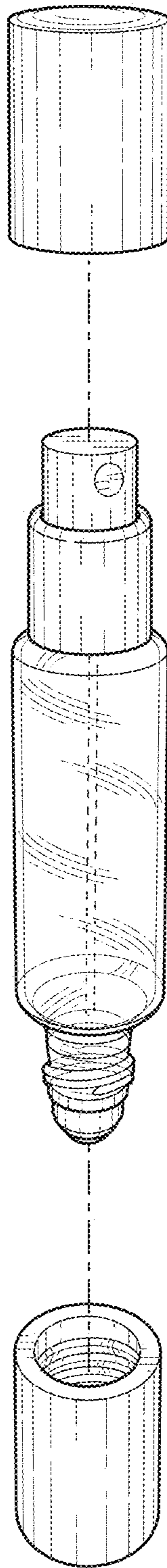


FIG. 8

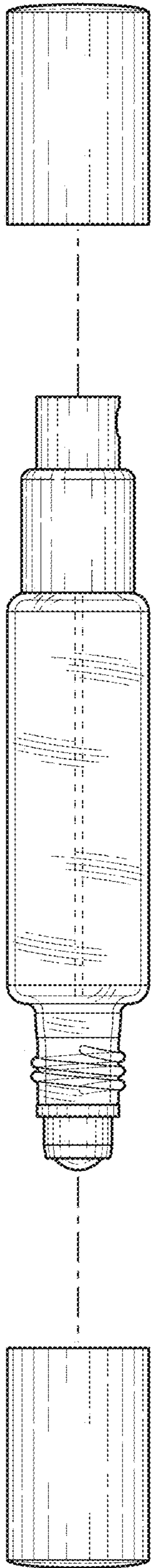


FIG. 9

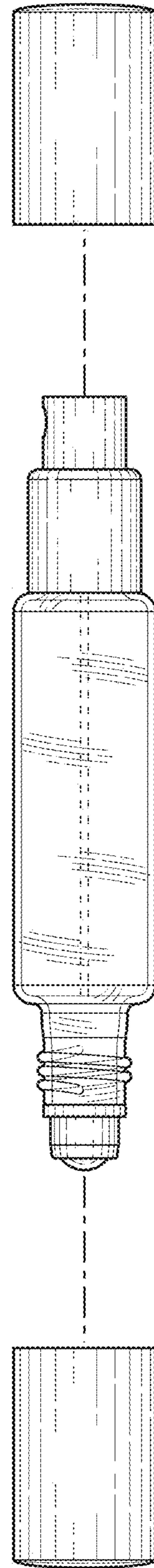


FIG. 10

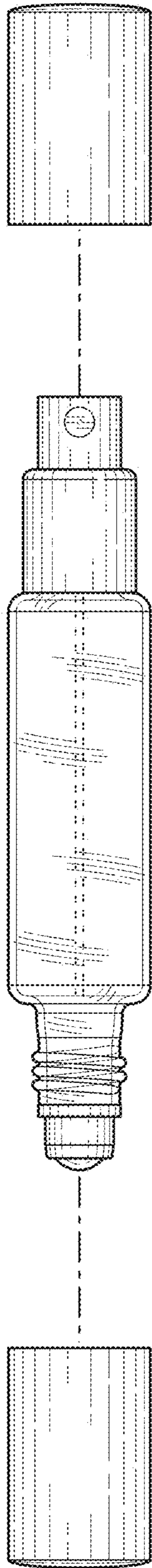


FIG. 11

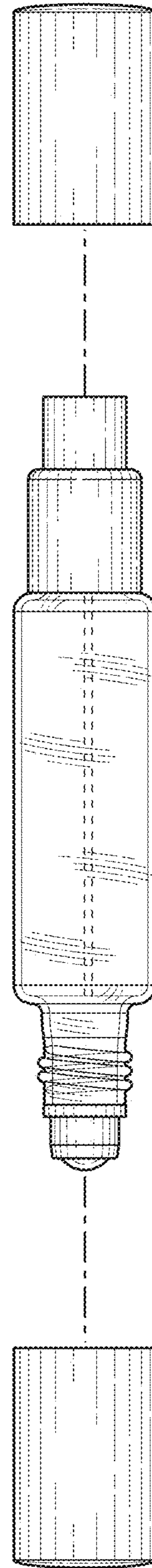


FIG. 12

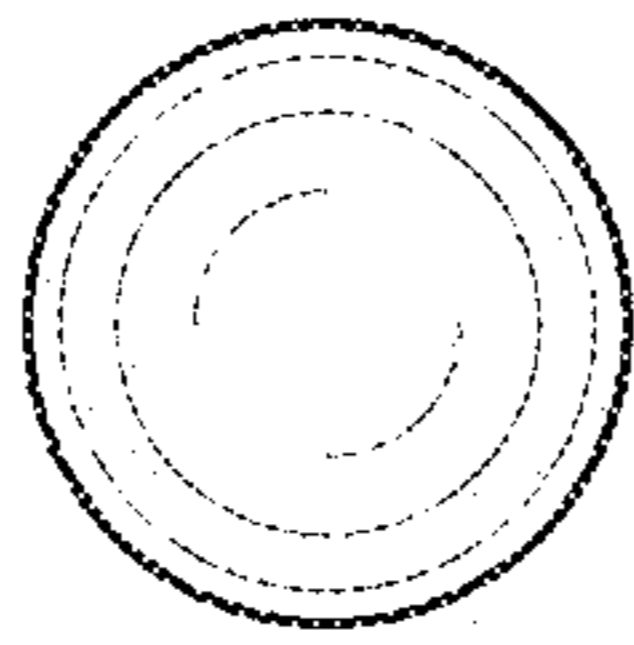


FIG. 13

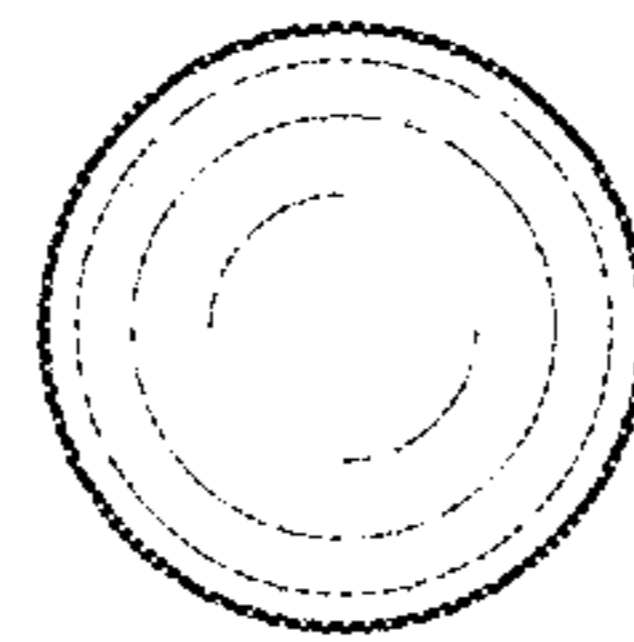


FIG. 14