



(12) **United States Design Patent** (10) **Patent No.:** **US D976,700 S**
Kelsey et al. (45) **Date of Patent:** **** Jan. 31, 2023**

(54) **PACKAGING BOX**
 (71) Applicants: **Matt Kelsey**, Aberglasslyn (AU); **Callie Kelsey**, Aberglasslyn (AU)
 (72) Inventors: **Matt Kelsey**, Aberglasslyn (AU); **Callie Kelsey**, Aberglasslyn (AU)
 (**) Term: **15 Years**
 (21) Appl. No.: **29/842,214**
 (22) Filed: **Jun. 10, 2022**
 (51) **LOC (14) Cl.** **09-03**
 (52) **U.S. Cl.**
 USPC **D9/432**; D9/420; D9/423
 (58) **Field of Classification Search**
 USPC D9/414, 418, 420, 421, 423, 425, 426,
 D9/432, 655, 656, 658; D21/391, 392;
 D3/201, 203.3, 247, 273, 294, 20, 242,
 D3/284; D7/590-600.4, 601; D6/663,
 D6/667; D19/106
 CPC .. B65D 5/4204; B65D 5/6697; B65D 77/006;
 Y10S 312/902
 See application file for complete search history.

(56) **References Cited**
 U.S. PATENT DOCUMENTS
 853,383 A * 5/1907 Thoms B65D 5/6697
 229/120.33
 2,755,154 A 7/1956 Mele
 D455,957 S * 4/2002 Sisinni D9/423
 D475,197 S 6/2003 Stoddard
 D502,812 S 3/2005 Zimmerman
 D664,803 S 8/2012 Argondizzo et al.
 D669,352 S 10/2012 Paslawski
 D730,660 S 6/2015 Chen et al.
 D730,749 S 6/2015 Young et al.
 (Continued)

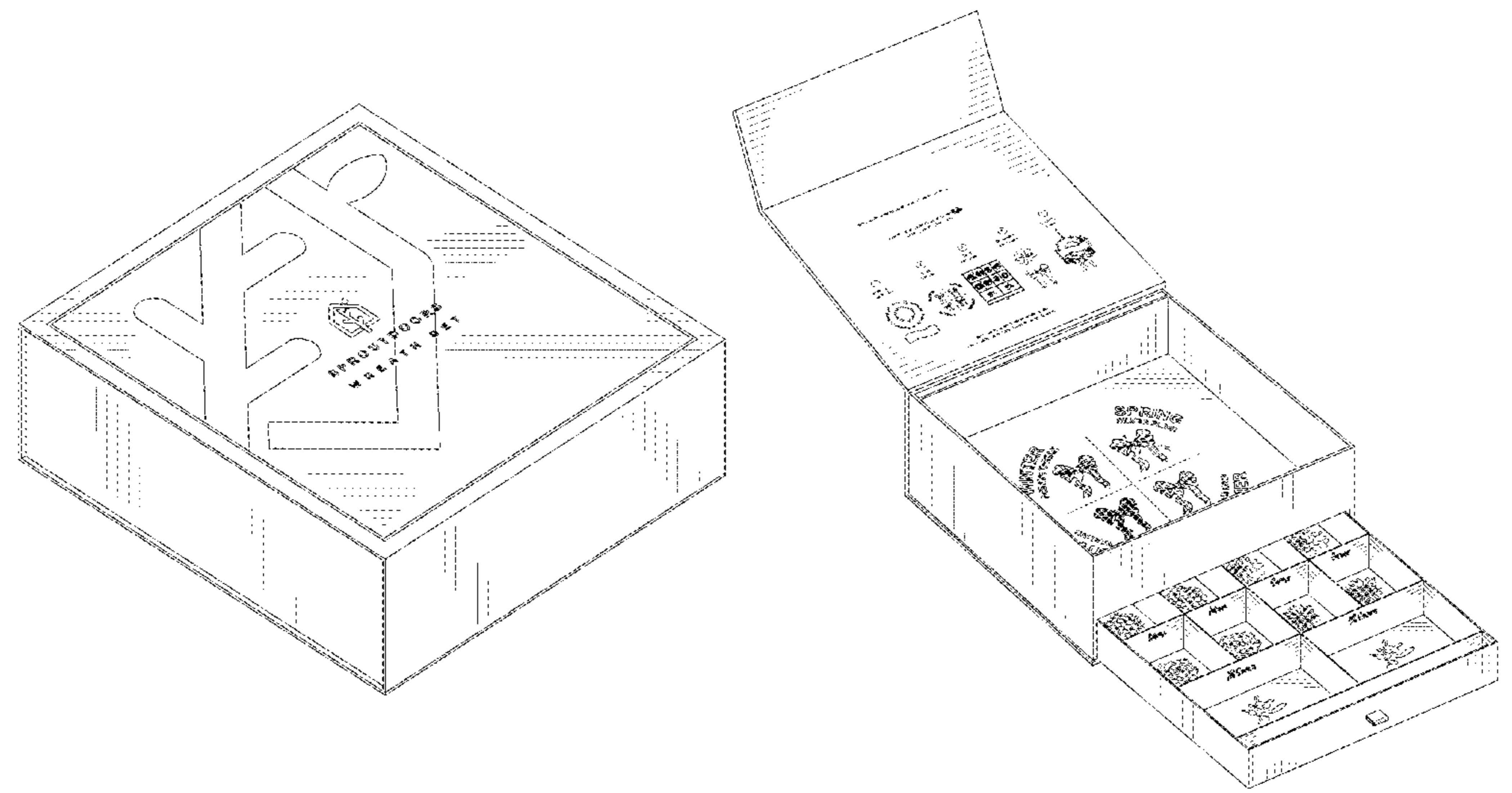
FOREIGN PATENT DOCUMENTS
 DM 213070 12/2020

Primary Examiner — Brett Miller
Assistant Examiner — Rani J Abdallah
 (74) *Attorney, Agent, or Firm* — The Keys Law Firm PLLC

(57) **CLAIM**
 The ornamental design for a packaging box, as shown and described.

DESCRIPTION
 FIG. 1 is a front, top, left side perspective view of a packaging box, showing our new design;
 FIG. 2 is a rear, top, right side perspective view thereof;
 FIG. 3 is a front elevational view thereof;
 FIG. 4 is a rear elevational view thereof;
 FIG. 5 is a left side elevational view thereof;
 FIG. 6 is a right side elevational view thereof;
 FIG. 7 is top plan view thereof;
 FIG. 8 is a bottom plan view thereof;
 FIG. 9 is a front, top, left side perspective view thereof in a lid flipped open state;
 FIG. 10 is a front, top, left side perspective view thereof in a lid flipped open and drawer pulled out state;
 FIG. 11 is top plan view thereof in a lid flipped open and drawer pulled out state;
 FIG. 12 is a front, top, left side perspective view of a pull out drawer thereof;
 FIG. 13 is a front elevational view of a pull out drawer thereof;
 FIG. 14 is a rear elevational view of a pull out drawer thereof;
 FIG. 15 is a left side elevational view of a pull out drawer thereof;
 FIG. 16 is a right side elevational view of a pull out drawer thereof;
 FIG. 17 is top plan view of a pull out drawer thereof; and,
 FIG. 18 is a bottom plan view of a pull out drawer thereof.

1 Claim, 14 Drawing Sheets



(56)

References Cited

U.S. PATENT DOCUMENTS

D757,434	S	*	5/2016	Beilman	D3/284
D805,815	S	*	12/2017	Leonorovitz	D6/667
D826,069	S		8/2018	O'Neill		
D829,569	S		10/2018	O'Neill		
D834,936	S		12/2018	Sanfilippo et al.		
D843,724	S		3/2019	Drendel		
D879,606	S	*	3/2020	Sill	D9/432
D883,750	S	*	5/2020	Chen	D7/590
D884,073	S		5/2020	Tsai		
D891,247	S	*	7/2020	Kim	D9/432
D895,418	S		9/2020	Kim		
D915,881	S		4/2021	Ismail et al.		
D918,625	S		5/2021	Xu		
D922,827	S	*	6/2021	Wu	D7/590
D941,140	S	*	1/2022	Pincus	D9/420
D950,373	S	*	5/2022	Wang	B65D 5/6697
						D9/420
D950,390	S	*	5/2022	Xu	D9/423
D956,491	S	*	7/2022	Lai	D3/294

* cited by examiner

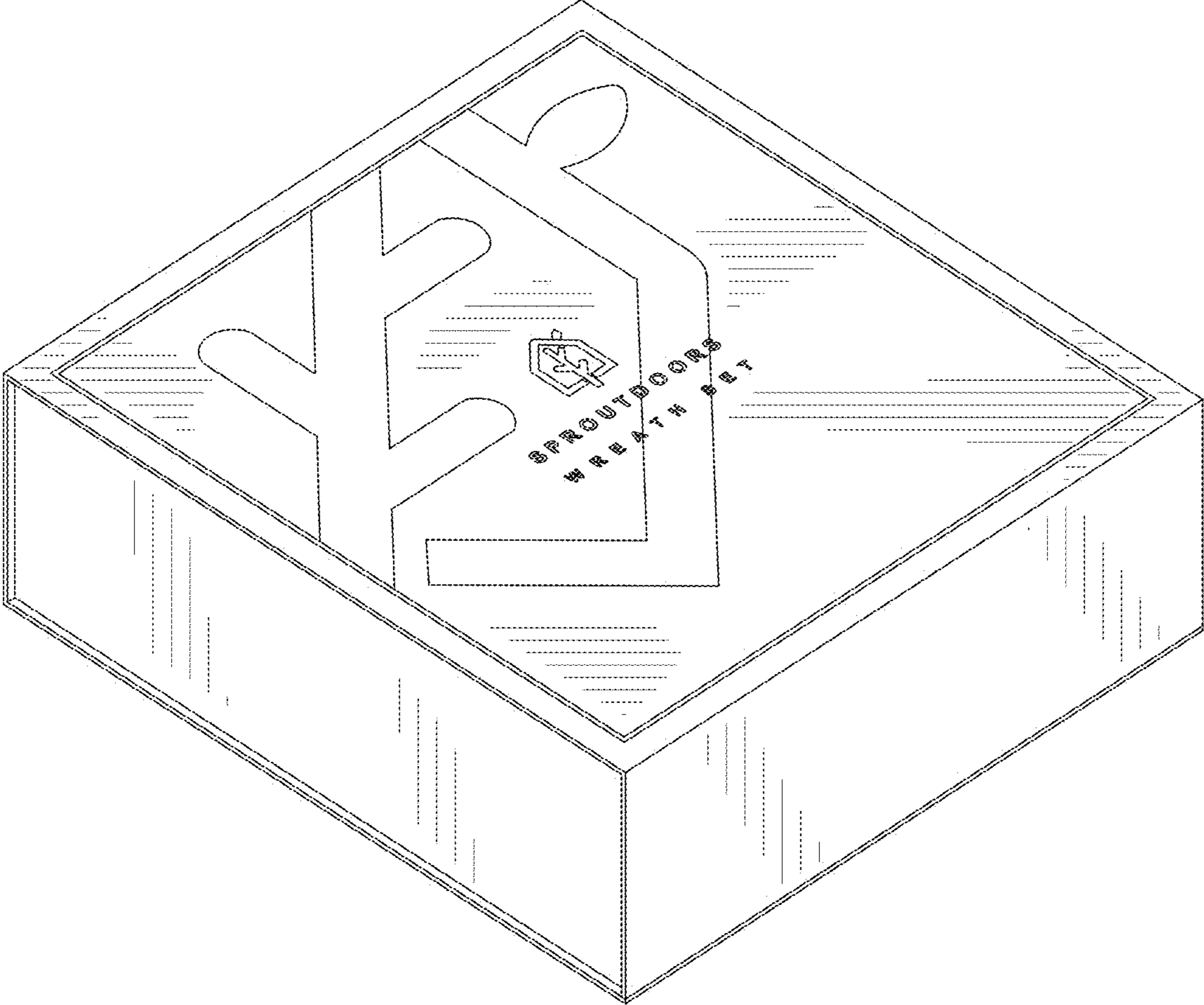


FIG. 1

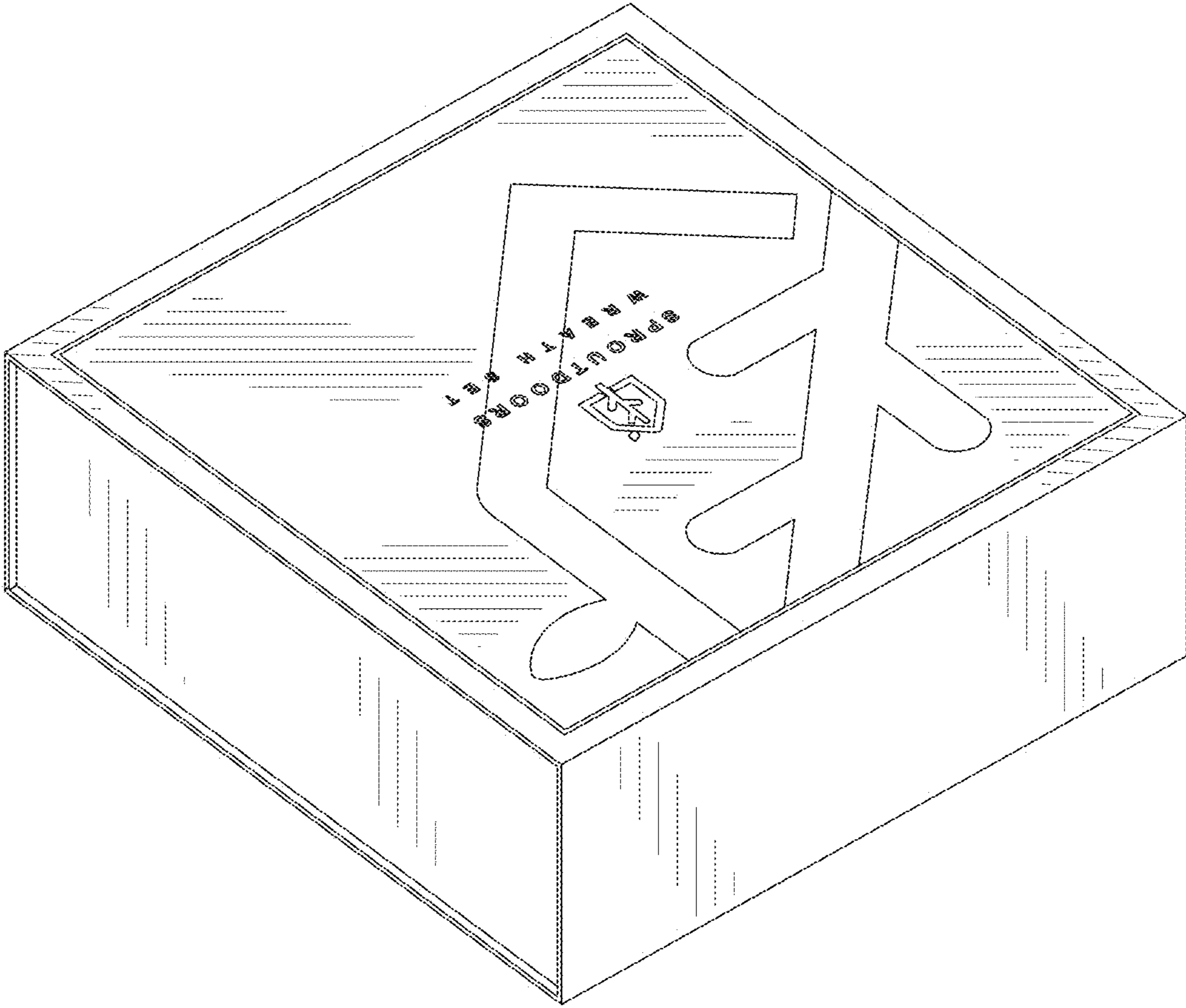


FIG. 2




FIG. 3



FIG. 4




FIG. 5

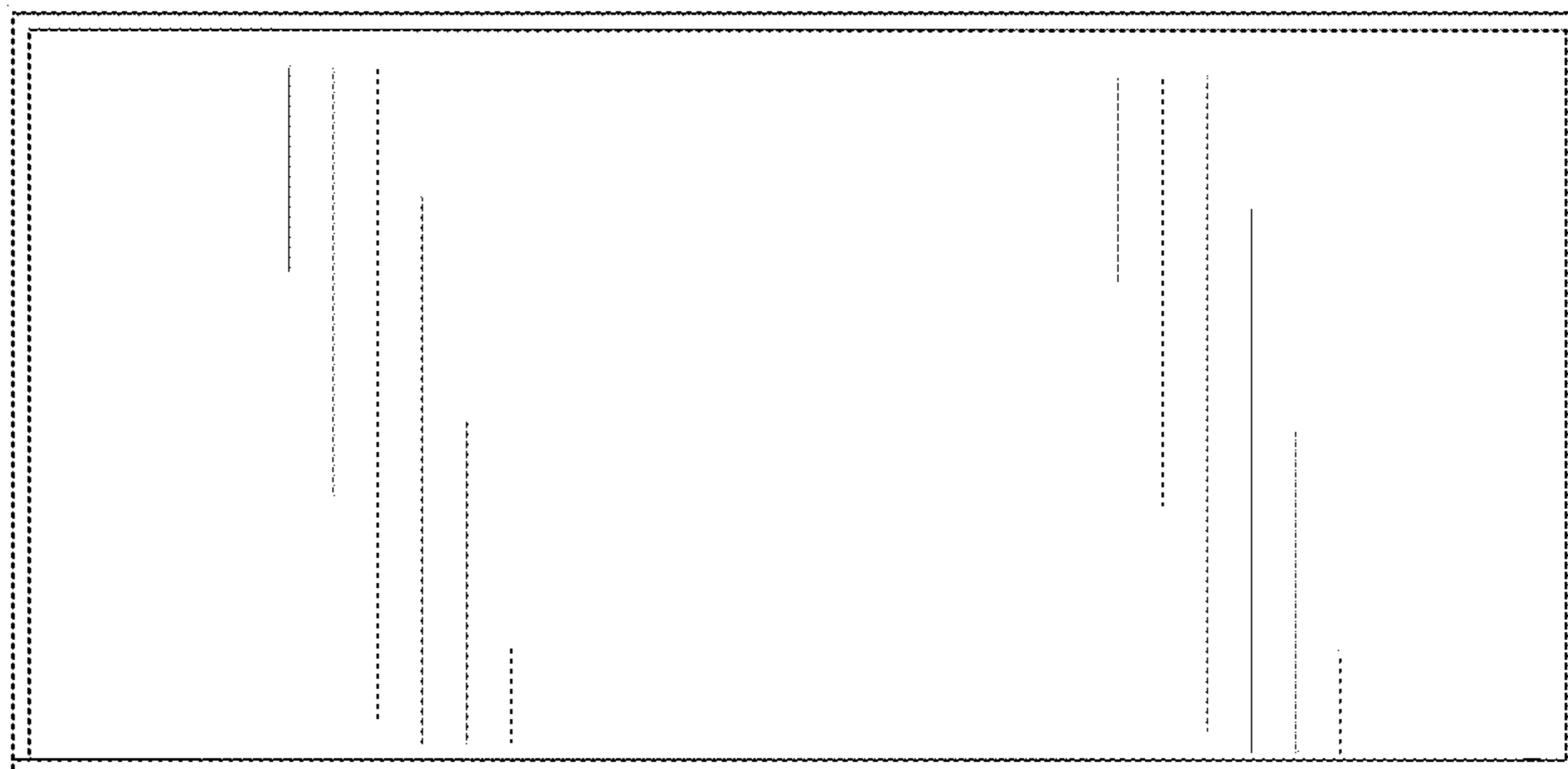


FIG. 6



FIG. 7




FIG. 8

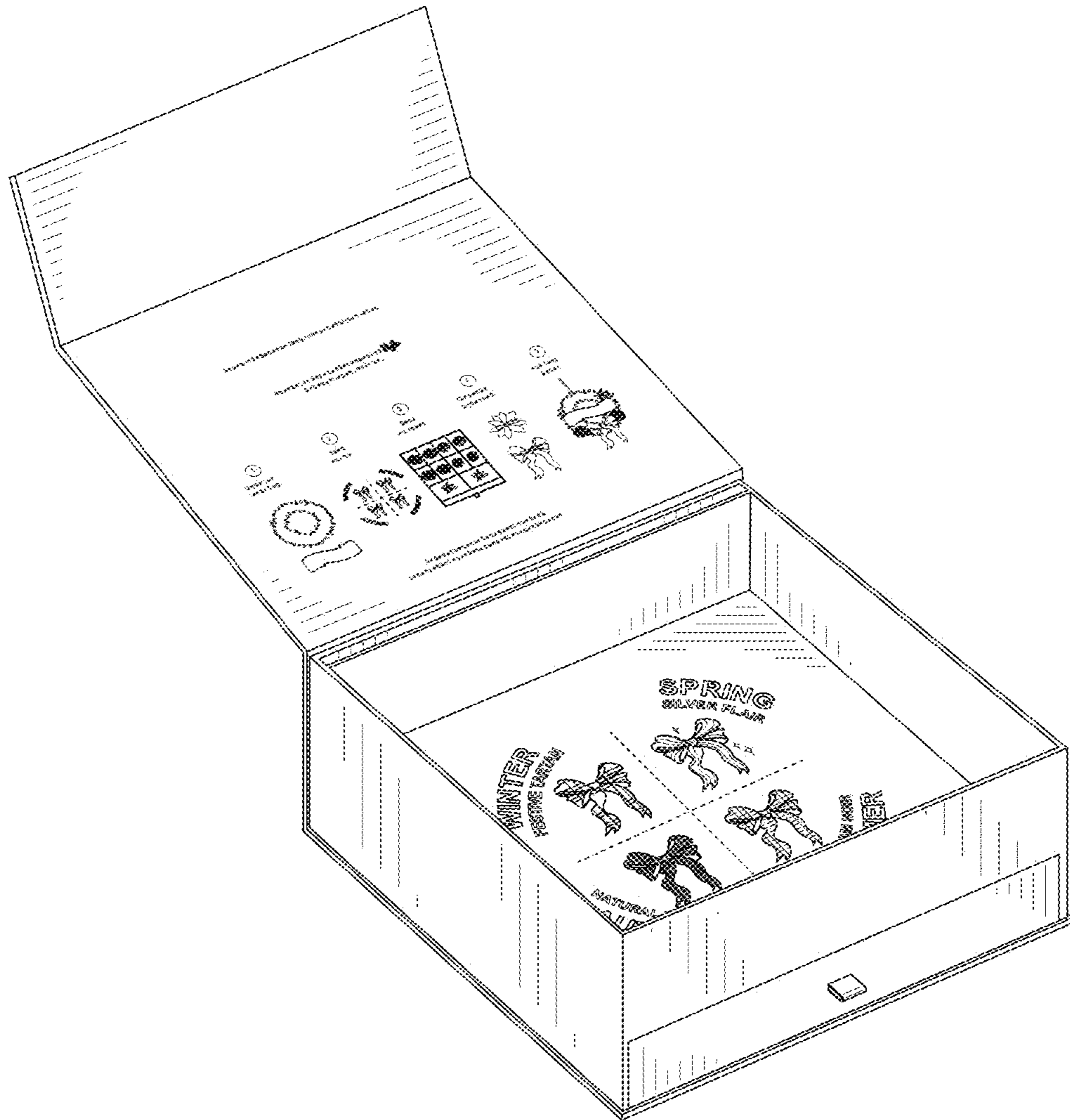


FIG. 9

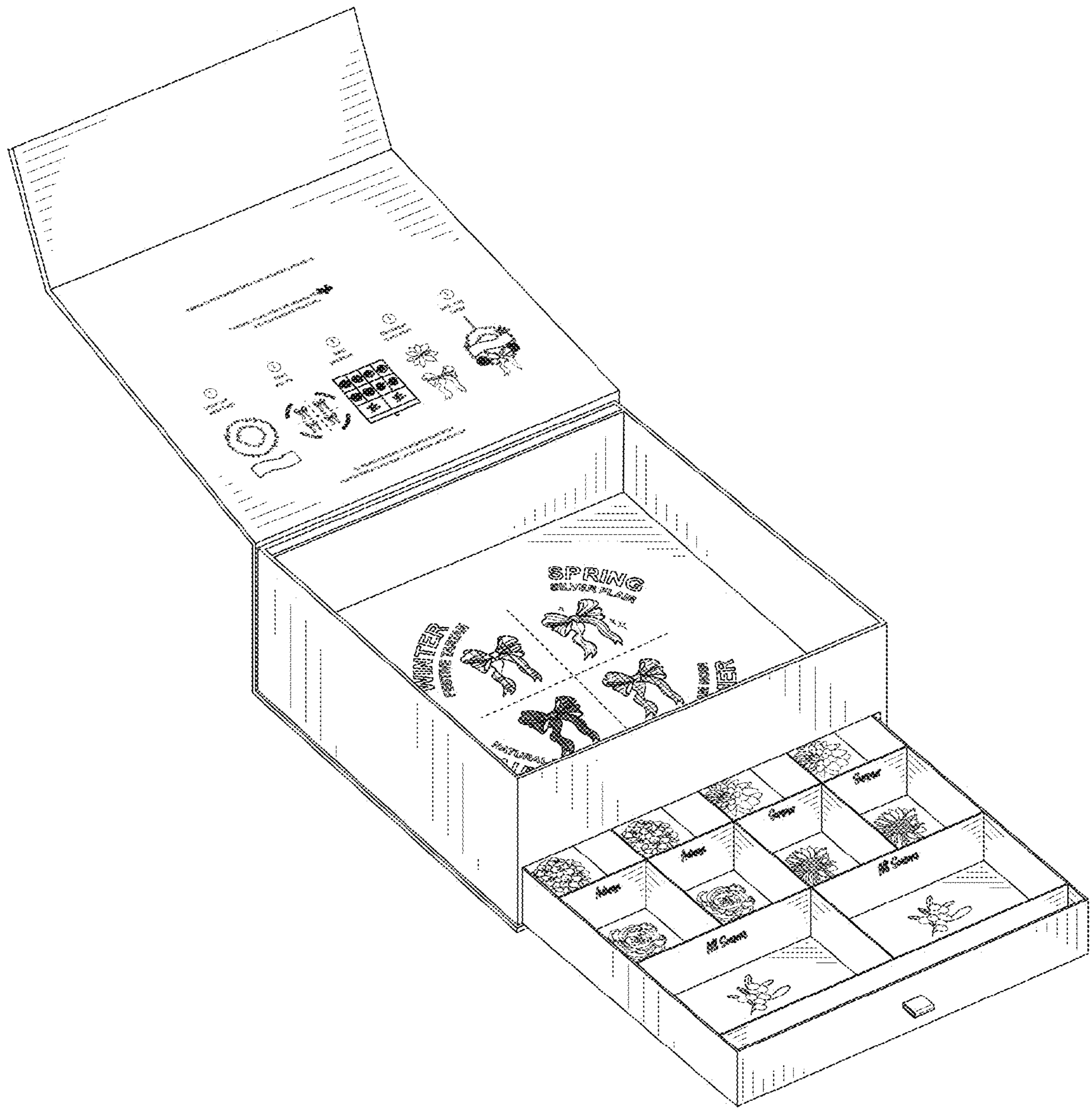


FIG. 10




FIG. 11

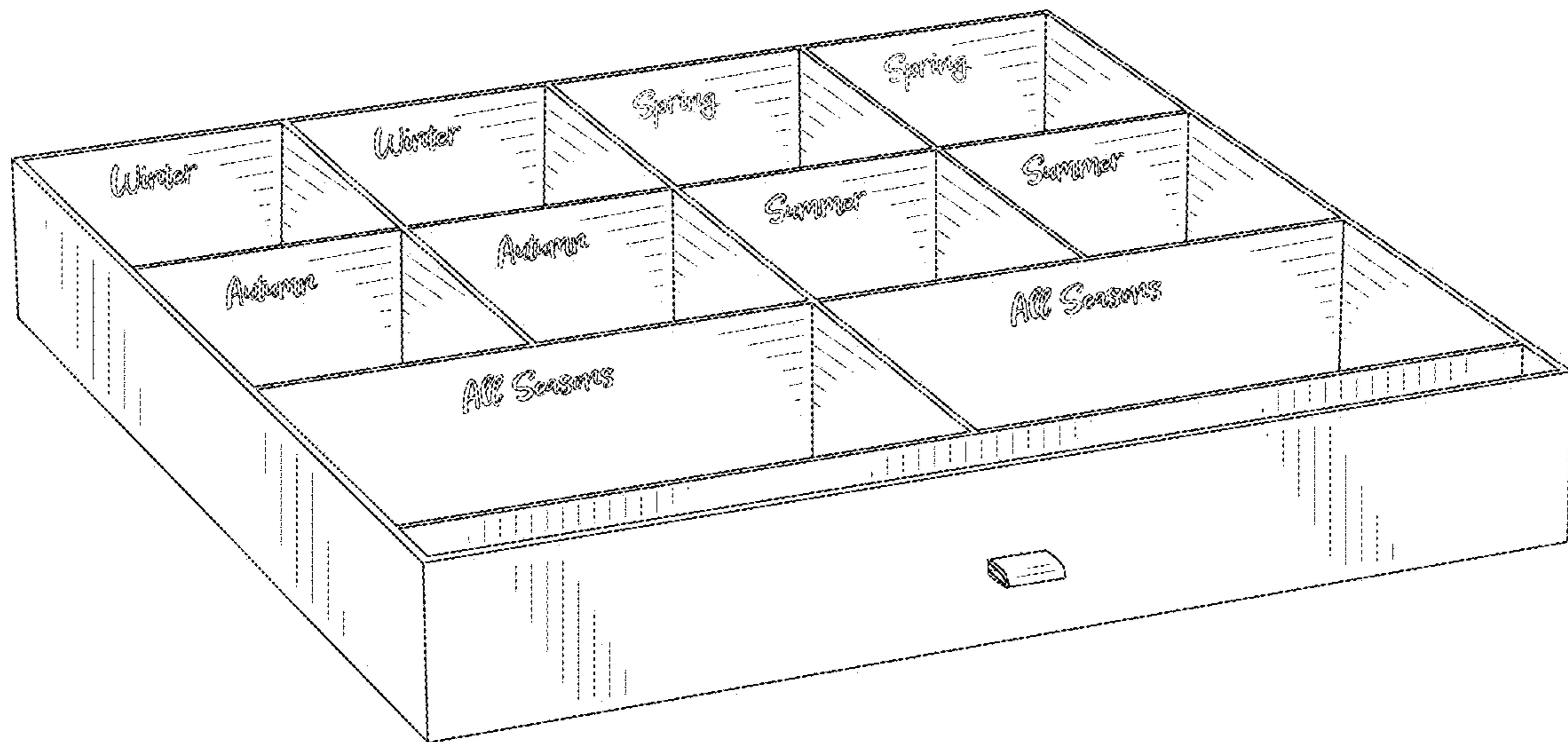


FIG. 12

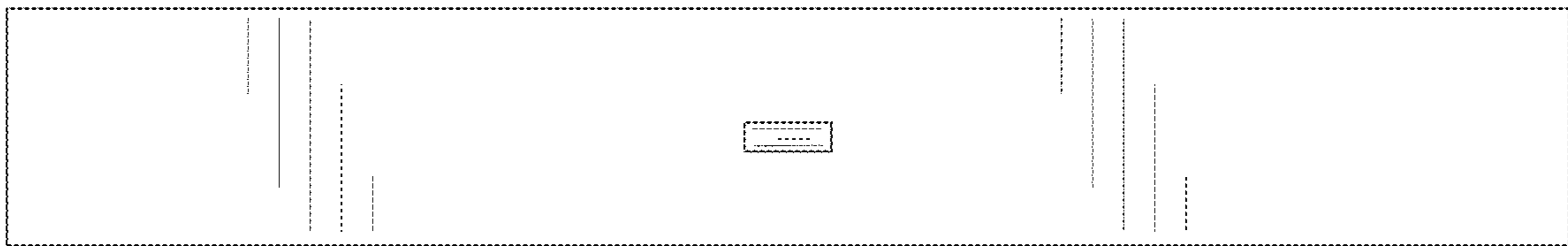


FIG. 13



FIG. 14




FIG. 15




FIG. 16




FIG. 17




FIG. 18