



US00D976671S

(12) **United States Design Patent**
Xu

(10) **Patent No.:** **US D976,671 S**
(45) **Date of Patent:** **** Jan. 31, 2023**

(54) **EMERGENCY ESCAPE TOOL FOR VEHICLE**

(71) Applicant: **SHANGHAI MAODOUYA AUTOMOTIVE ELECTRONICS CO., LTD.**, Shanghai (CN)

(72) Inventor: **Hechuan Xu**, Shanghai (CN)

(73) Assignee: **SHANGHAI MAODOUYA AUTOMOTIVE ELECTRONICS CO., LTD.**, Shanghai (CN)

(**) Term: **15 Years**

(21) Appl. No.: **29/853,181**

(22) Filed: **Sep. 13, 2022**

(51) **LOC (14) Cl.** **08-05**

(52) **U.S. Cl.**
USPC **D8/105; D8/107**

(58) **Field of Classification Search**
USPC D8/14, 47, 75, 76, 77, 78, 79, 80, 81, D8/105, 107; D14/14, 51, 75, 81, 105, D14/107
CPC A62B 3/005; B24D 15/06; B25D 1/00; B25D 1/02; B25F 1/04; B25F 1/006; B25F 1/00
See application file for complete search history.

(56) **References Cited**
U.S. PATENT DOCUMENTS

5,642,567 A * 7/1997 Lin B25D 1/00 30/366

5,903,942 A * 5/1999 Hasegawa A62B 3/005 30/158

D417,130 S * 11/1999 Hollinger D8/75

6,454,430 B1 * 9/2002 Lin A62B 3/005 7/158

D498,401 S * 11/2004 Lin D8/81

D499,003 S * 11/2004 Chiang D8/81

D510,231 S * 10/2005 Coudurier D7/393

D520,840 S * 5/2006 Bhavnani D8/81

7,181,798 B2 * 2/2007 Hayhurst B25D 1/00 7/158

D538,623 S * 3/2007 Lin D26/38

D575,182 S * 8/2008 Rubin D10/104.1

D595,105 S * 6/2009 White D8/98

D666,891 S * 9/2012 Gulseth D8/308

D692,288 S * 10/2013 Locklear D8/98

D707,097 S * 6/2014 Kao D29/124

D716,042 S * 10/2014 Locklear D3/228

D794,408 S * 8/2017 Colasse D8/81

D874,240 S * 2/2020 Souders D8/98

D878,883 S * 3/2020 Hu D8/14

D926,010 S * 7/2021 Harlander D8/75

D926,011 S * 7/2021 Harlander D8/75

D926,012 S * 7/2021 Harlander D8/75

D946,988 S * 3/2022 Zahorski D8/55

D954,522 S * 6/2022 Coma D29/124

2015/0033477 A1 * 2/2015 Rubin A62B 3/00 7/158

* cited by examiner

Primary Examiner — Marissa J Cash
Assistant Examiner — Kayla Marie Bennett

(57) **CLAIM**

The ornamental design for an emergency escape tool for vehicle, as shown and described.

DESCRIPTION

FIG. 1 is a perspective view of an emergency escape tool for vehicle showing my new design;

FIG. 2 is another perspective view thereof;

FIG. 3 is a front elevational view thereof

FIG. 4 is a rear elevational view thereof;

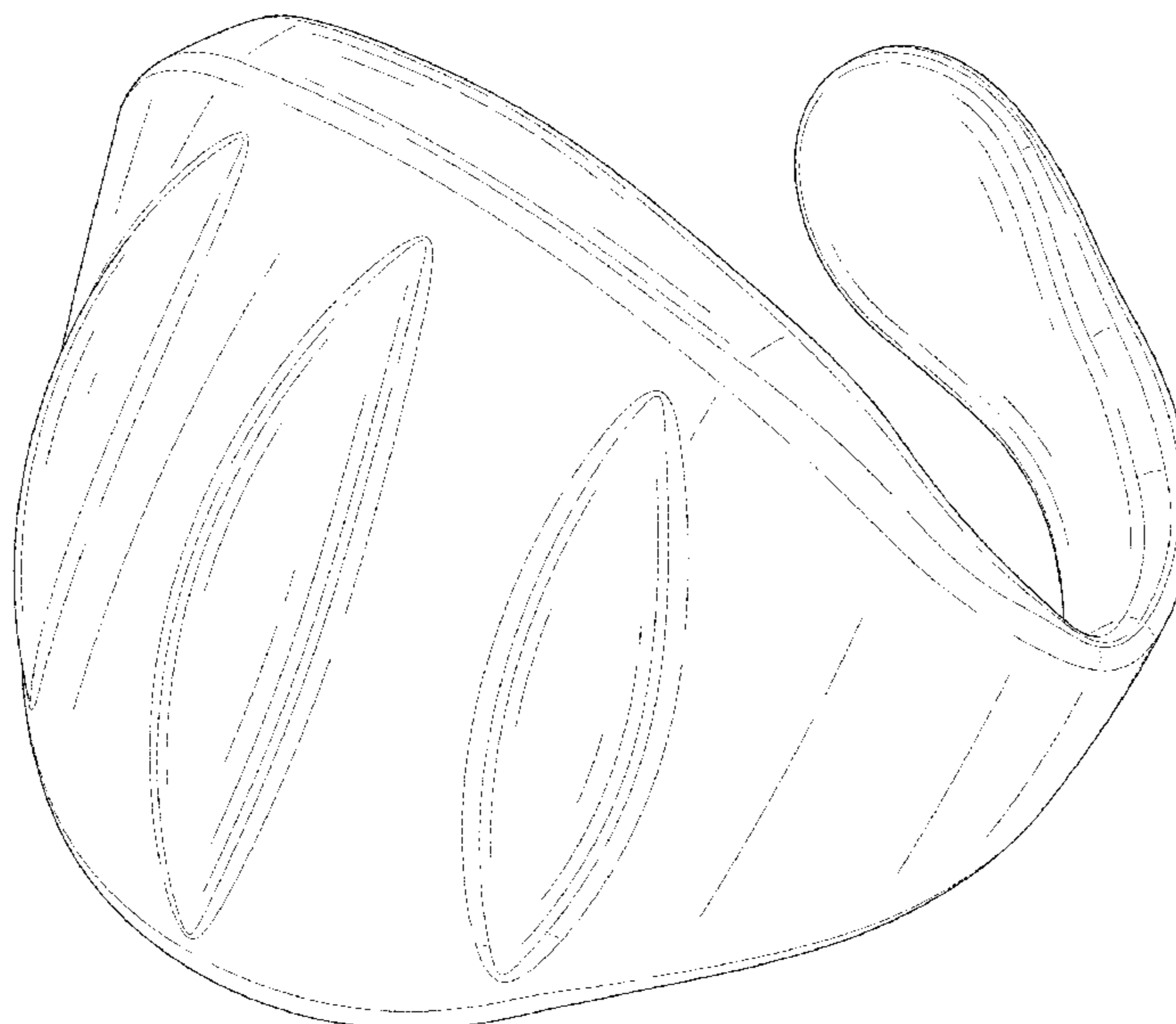
FIG. 5 is a left side elevational view thereof;

FIG. 6 is a right side elevational view thereof;

FIG. 7 is a top plan view thereof; and,

FIG. 8 is a bottom plan view thereof.

1 Claim, 8 Drawing Sheets






FIG. 1

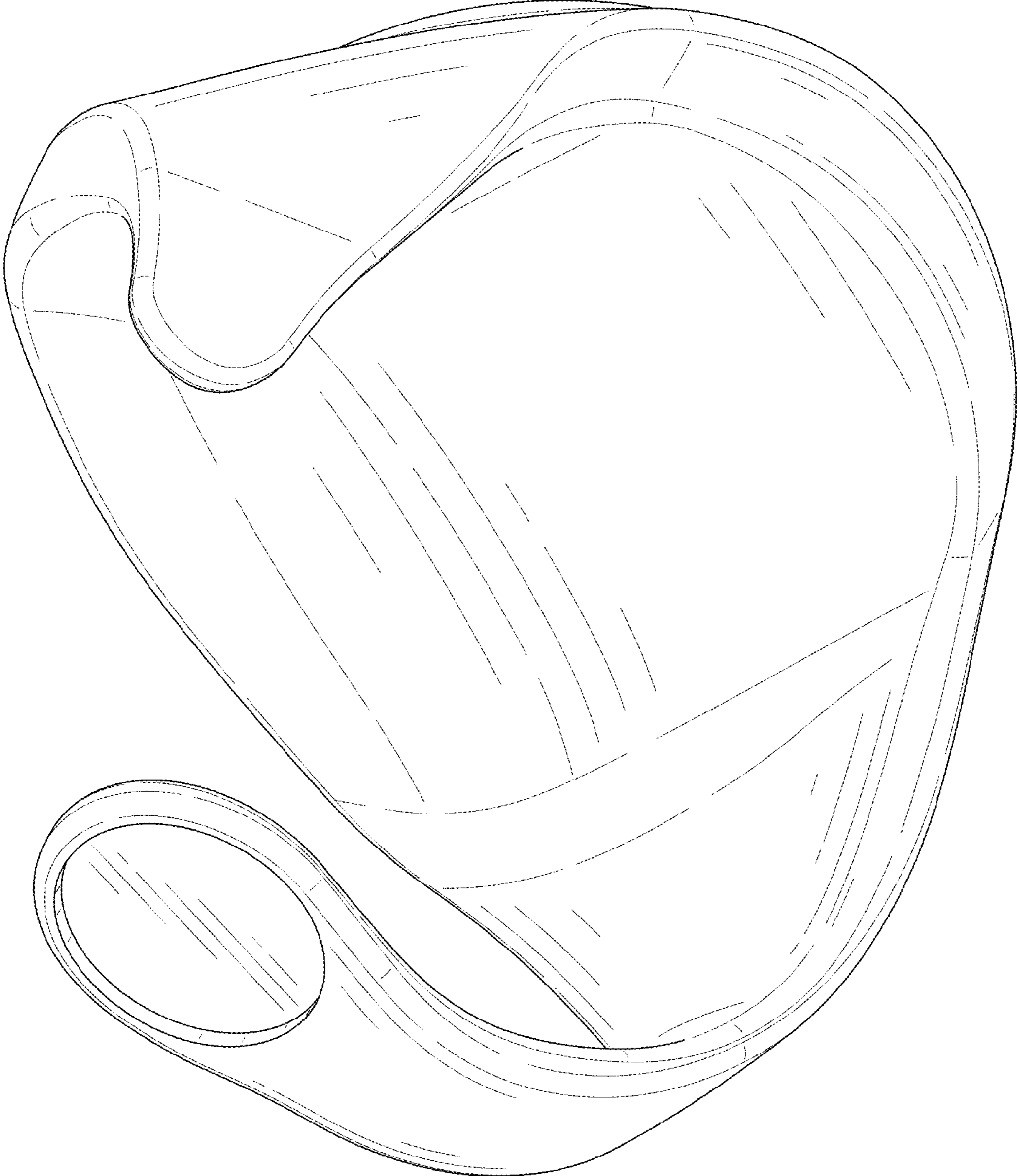


FIG. 2

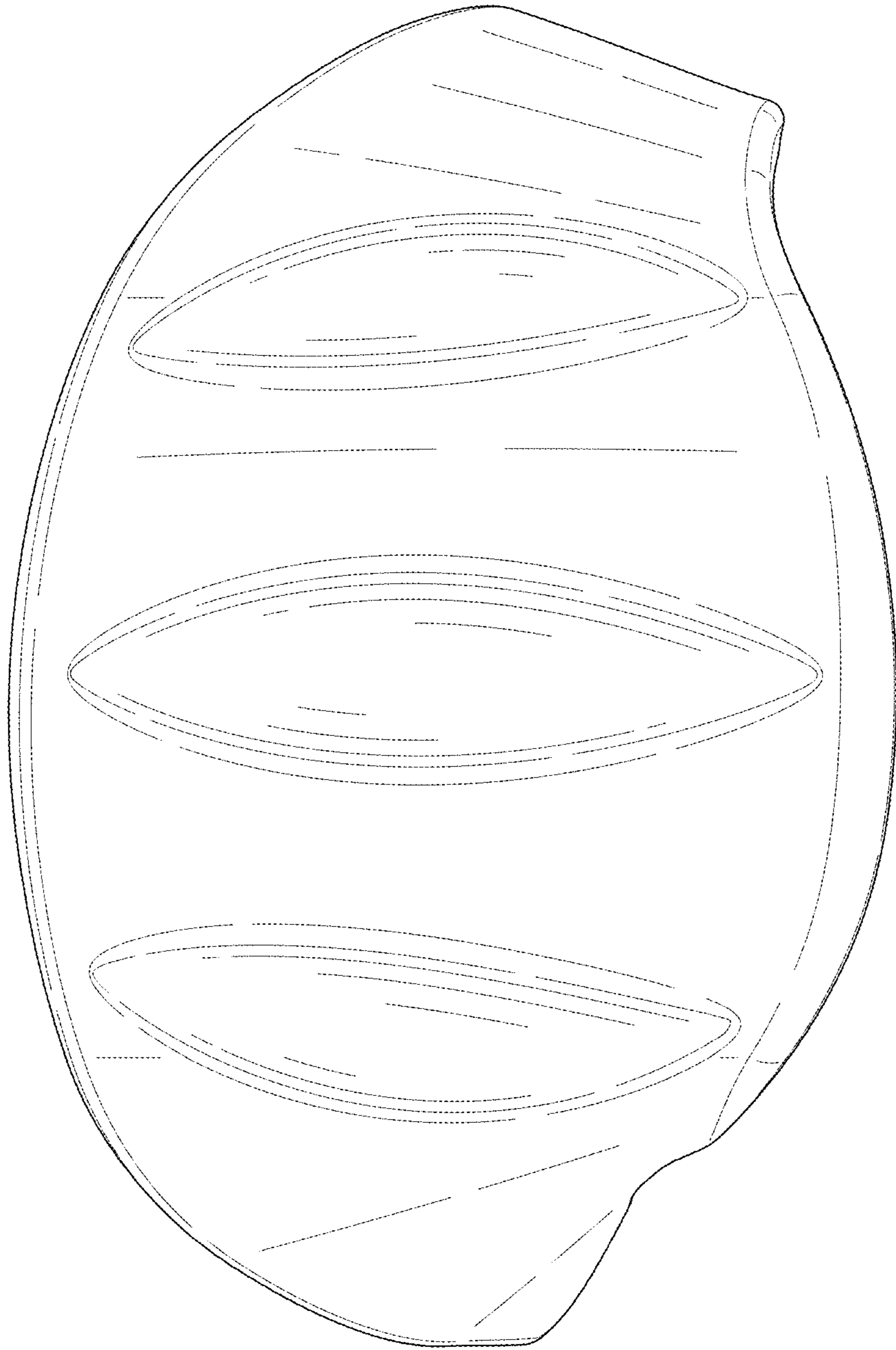


FIG. 3

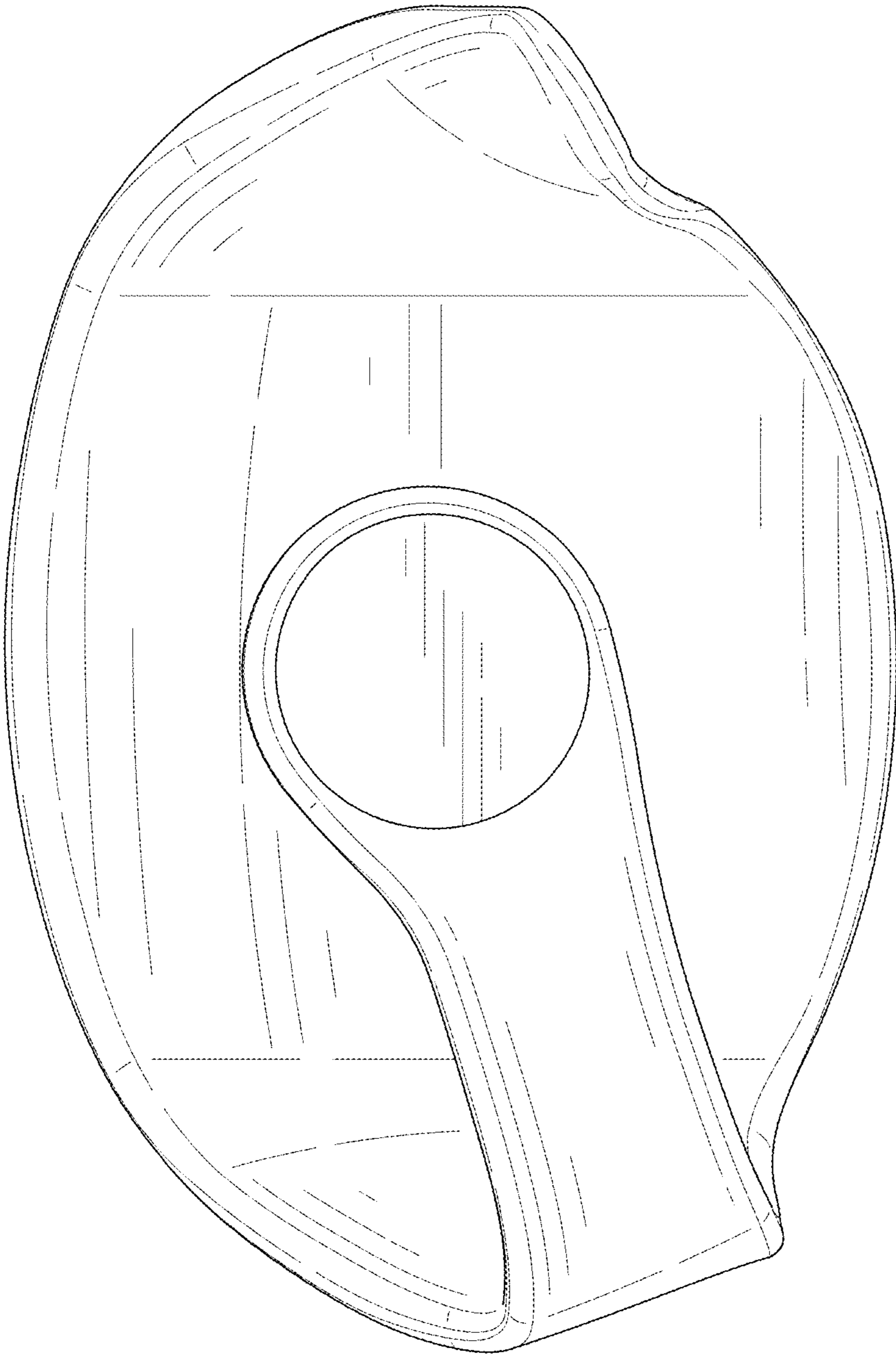


FIG. 4

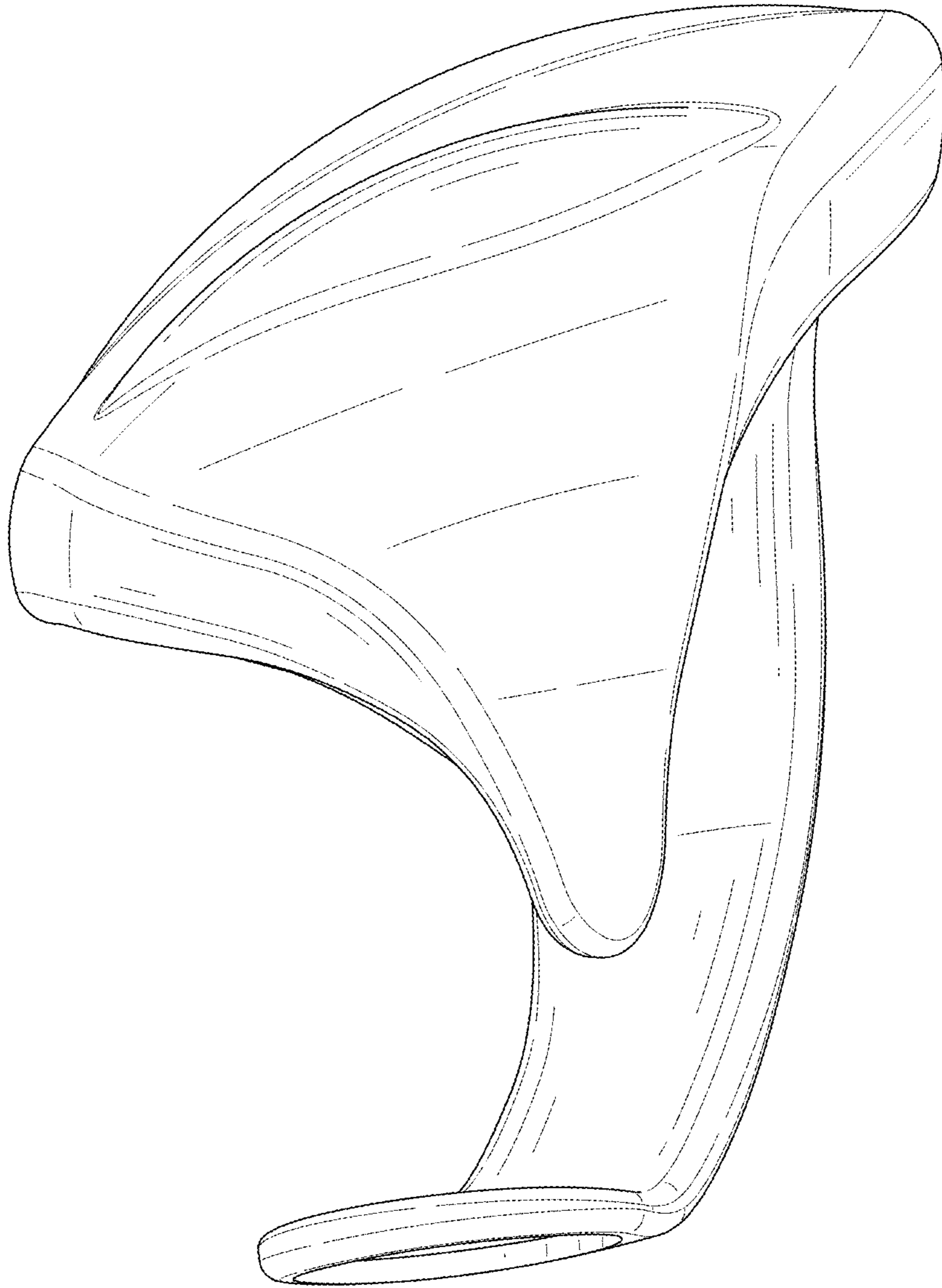


FIG. 5




FIG. 6

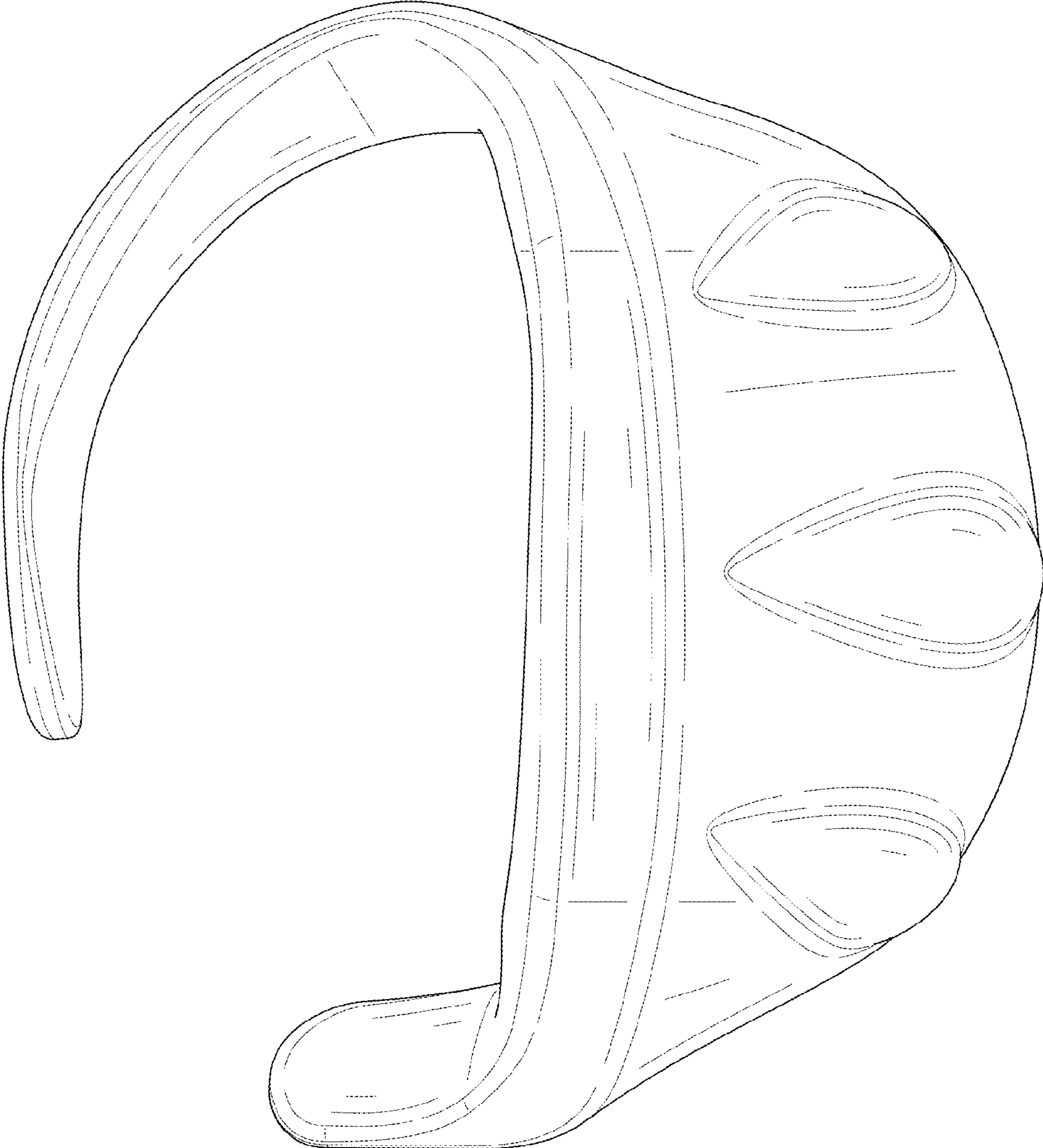


FIG. 7




FIG. 8