

US00D976650S

(12) **United States Design Patent**  
**Volkoff et al.**

(10) **Patent No.:** **US D976,650 S**  
(45) **Date of Patent:** **\*\* Jan. 31, 2023**

- (54) **PLATE**
- (71) Applicant: **Helen of Troy Limited**, St. Michael (BB)
- (72) Inventors: **Jarett Alexander Volkoff**, Bend, OR (US); **Shelley Palazzolo**, Bend, OR (US)
- (73) Assignee: **Helen of Troy Limited**, St. Michael (BB)
- (\*\*) Term: **15 Years**
- (21) Appl. No.: **29/731,902**
- (22) Filed: **Apr. 20, 2020**
- (51) **LOC (14) Cl.** ..... **07-01**
- (52) **U.S. Cl.**  
USPC ..... **D7/584**
- (58) **Field of Classification Search**  
USPC ..... D7/501, 610, 550.1, 554.1, 558, 500, D7/587, 584, 629, 585, 586, 588, 554.2; 108/142; 220/574.3  
CPC .. B65D 21/086; A47G 19/2283; A47G 19/03; A47J 43/0727  
See application file for complete search history.

|                   |         |             |       |                           |
|-------------------|---------|-------------|-------|---------------------------|
| D564,711 S *      | 3/2008  | Modi        | ..... | D30/129                   |
| D565,253 S *      | 3/2008  | Modi        | ..... | D30/129                   |
| D613,125 S *      | 4/2010  | Sierra      | ..... | D7/584                    |
| D613,556 S *      | 4/2010  | Sierra      | ..... | D7/584                    |
| D702,089 S *      | 4/2014  | Seyers      | ..... | D7/587                    |
| 8,973,529 B1 *    | 3/2015  | Tsengas     | ..... | A01K 5/0114<br>119/61.56  |
| D803,004 S *      | 11/2017 | Haddad      | ..... | D7/584                    |
| D811,214 S *      | 2/2018  | Wu          | ..... | D9/428                    |
| D821,152 S *      | 6/2018  | Wu          | ..... | D7/584                    |
| D835,943 S *      | 12/2018 | Arseneau    | ..... | D7/586                    |
| D859,929 S *      | 9/2019  | De Oliveira | ..... | D7/587                    |
| D915,828 S *      | 4/2021  | Schiermeier | ..... | D7/554.2                  |
| D957,881 S *      | 7/2022  | McBride     | ..... | D7/501                    |
| 2006/0124497 A1 * | 6/2006  | Thomas      | ..... | A47G 19/2283<br>206/502   |
| 2009/0283531 A1 * | 11/2009 | Murdock     | ..... | A47G 19/03<br>220/574.3   |
| 2009/0302044 A1 * | 12/2009 | Matarazzo   | ..... | A47G 23/0303<br>220/574.3 |

\* cited by examiner

*Primary Examiner* — Cynthia R Underwood  
(74) *Attorney, Agent, or Firm* — Rankin, Hill & Clark LLP

(57) **CLAIM**

The ornamental design for a plate, as shown and described.

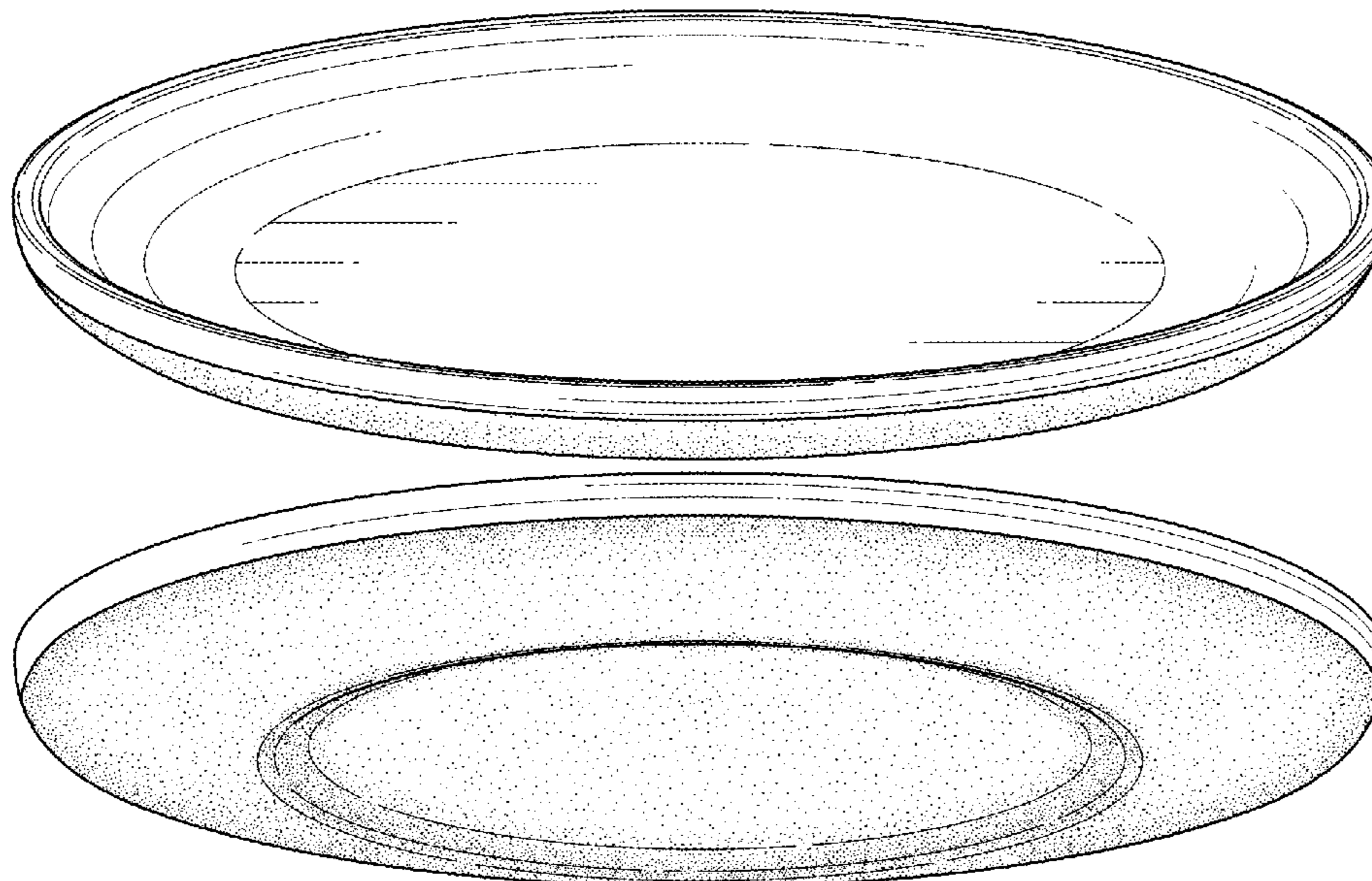
**DESCRIPTION**

FIG. 1 is a top perspective view of a new, original and ornamental design for a plate;  
FIG. 2 is a front elevation view of FIG. 1, wherein each of a rear elevation view, a left side elevation view and a right side elevation view is identical to the image of FIG. 2;  
FIG. 3 is a top plan view of FIG. 1;  
FIG. 4 is a bottom plan view of FIG. 1; and,  
FIG. 5 is a bottom perspective view of FIG. 1.  
The stipple fill represents a surface texture provided on a portion of the plate on which it is depicted.

**1 Claim, 5 Drawing Sheets**

(56) **References Cited**  
U.S. PATENT DOCUMENTS

|               |         |           |       |                           |
|---------------|---------|-----------|-------|---------------------------|
| 1,567,234 A * | 12/1925 | Brucker   | ..... | A21B 3/13<br>99/428       |
| D105,357 S *  | 7/1937  | Kupper    | ..... | D7/585                    |
| D137,118 S *  | 1/1944  | Kleinberg | ..... | D7/565                    |
| D328,837 S *  | 8/1992  | Marsten   | ..... | D7/588                    |
| D423,733 S *  | 4/2000  | Choi      | ..... | D30/129                   |
| D494,420 S *  | 8/2004  | Wellner   | ..... | D7/587                    |
| RE39,391 E *  | 11/2006 | Jerstroem | ..... | A47J 43/0727<br>220/574.3 |
| D539,098 S *  | 3/2007  | Tucker    | ..... | D7/629                    |



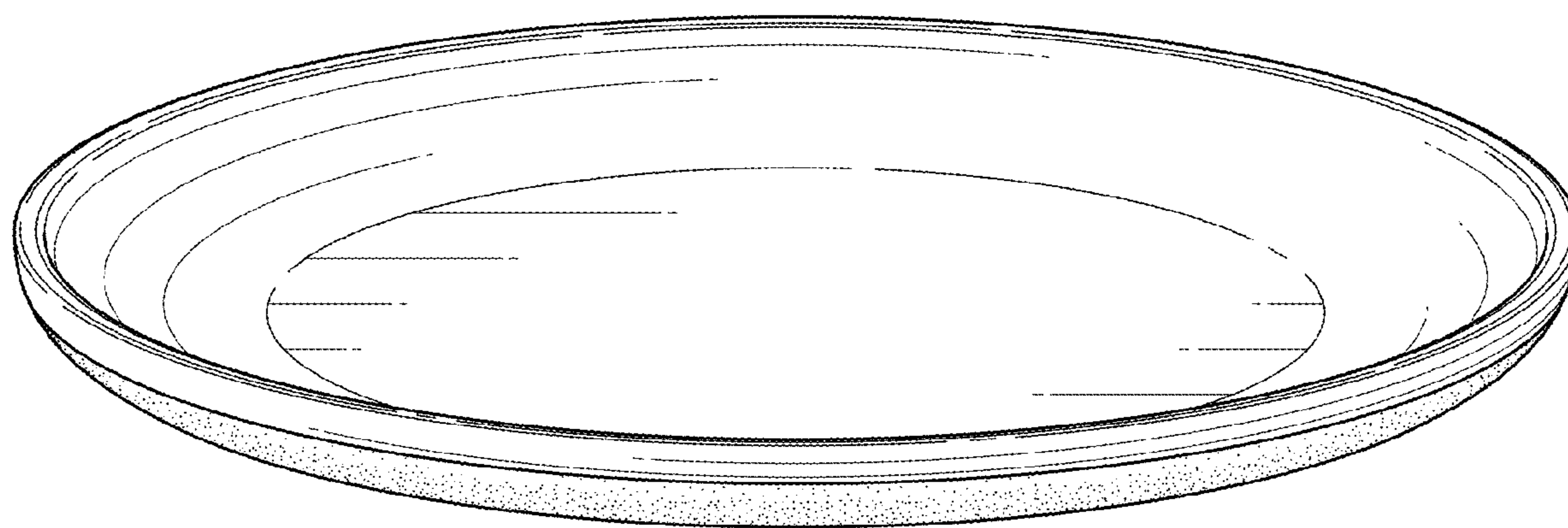


FIG. 1




FIG. 2

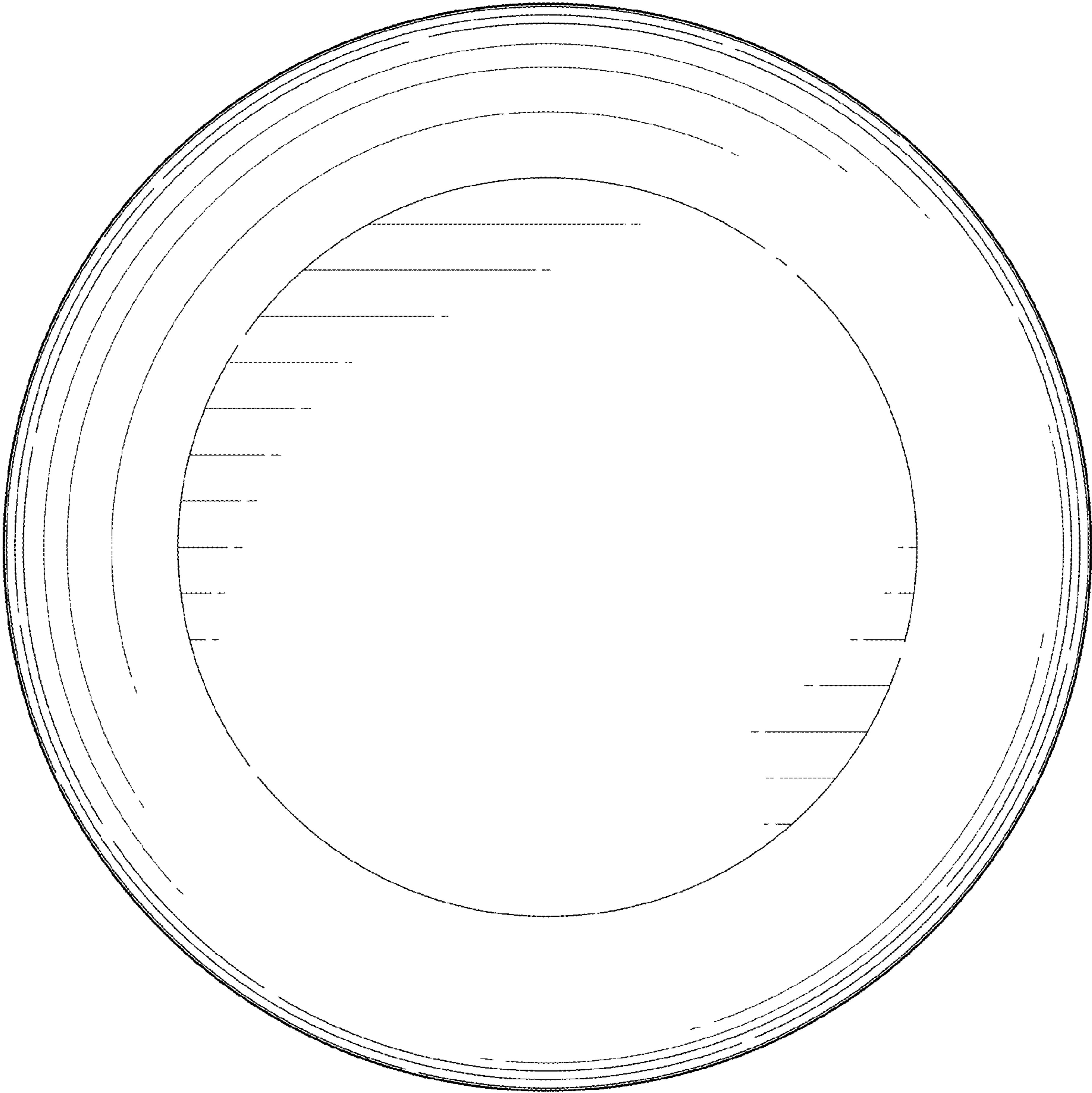


FIG. 3




FIG. 4

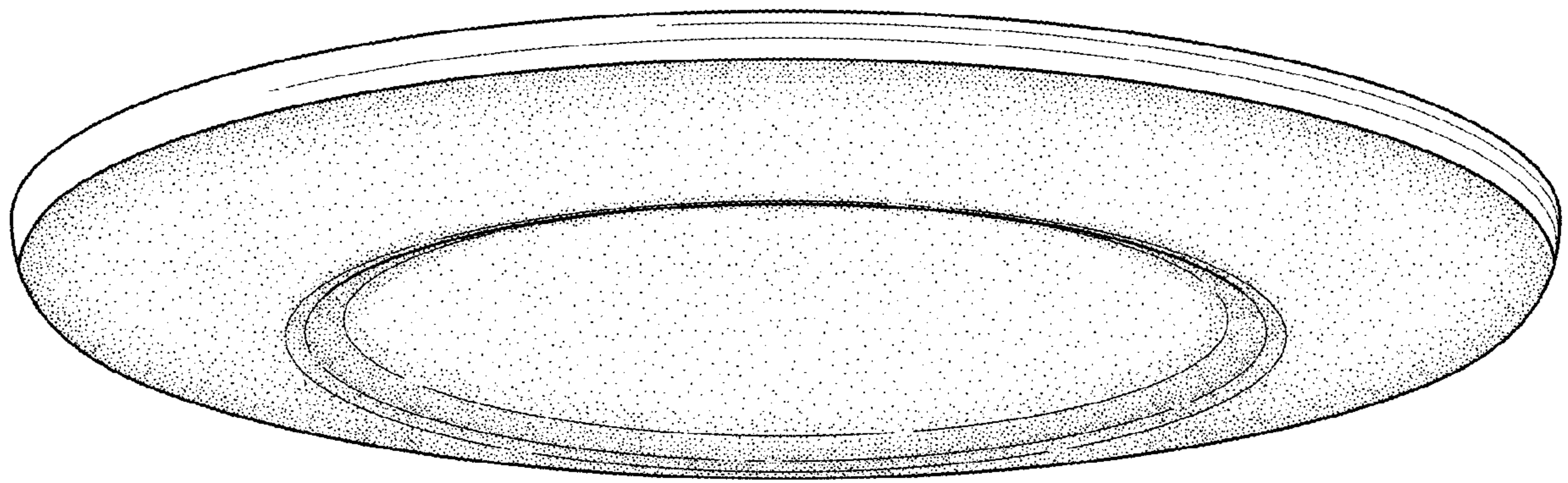


FIG. 5