



US00D976619S

(12) **United States Design Patent** (10) **Patent No.:** **US D976,619 S**
Robins (45) **Date of Patent:** **** *Jan. 31, 2023**

(54) **MOVABLE STORAGE TABLE**
(71) Applicant: **Bruce Robins**, Philadelphia, PA (US)
(72) Inventor: **Bruce Robins**, Philadelphia, PA (US)
(73) Assignee: **HASKELL OFFICE**, Bala Cynwyd, PA (US)
(*) Notice: This patent is subject to a terminal disclaimer.
(**) Term: **15 Years**

5,263,424 A * 11/1993 Kelly A47B 13/16
108/91
D366,744 S * 1/1996 Bailey D34/12
D390,381 S 2/1998 Dormon
D423,254 S 4/2000 Alcala et al.
D447,567 S 9/2001 Murphy et al.
D450,903 S 11/2001 Wacker et al.
D467,754 S 12/2002 Chen
D500,575 S 1/2005 Lucas
D501,285 S 1/2005 Long, Jr.
D523,607 S 6/2006 Huguet
D538,061 S 3/2007 Daniel
D546,017 S 7/2007 Wise
D551,465 S 9/2007 Daniel
D557,870 S * 12/2007 MacMillan D34/14

(Continued)

(21) Appl. No.: **29/718,791**
(22) Filed: **Dec. 28, 2019**
(51) **LOC (14) Cl.** **06-04**
(52) **U.S. Cl.**
USPC **D6/657**; D6/642; D34/17
(58) **Field of Classification Search**
USPC D6/641, 642, 657, 662, 662.1, 672, 675,
D6/684-686, 691, 698; D34/12, 14, 17,
D34/19, 21
CPC .. A47B 3/00; A47B 7/00; A47B 13/00; A47B
21/00; A47B 31/00; A47B 31/001; A47B
2031/003; A47B 37/00; A47B 43/00;
A47B 65/00; A47B 81/00; B25H 1/00;
B25H 1/12; B25H 1/14; B25H 3/00;
B25H 3/02; B25H 3/021; B25H 3/023;
B25H 3/027; B25H 3/028; B25H 3/04;
B25H 3/06
See application file for complete search history.

(56) **References Cited**
U.S. PATENT DOCUMENTS
3,063,252 A * 11/1962 Lamb A47F 3/0447
62/234
3,394,666 A 7/1968 Pearlman
D214,163 S * 5/1969 Smith D34/19
D235,295 S * 6/1975 Junion D6/675.1
D257,922 S * 1/1981 Andersson D6/561

OTHER PUBLICATIONS

Haskell Maker Table—Kurtz Bros. https://www.kurtzbros.com/products/Haskell_Maker_Table retrieved from the internet on Dec. 6, 2021.*

Primary Examiner — Mary Ann Calabrese
(74) *Attorney, Agent, or Firm* — Robert F. Zielinski

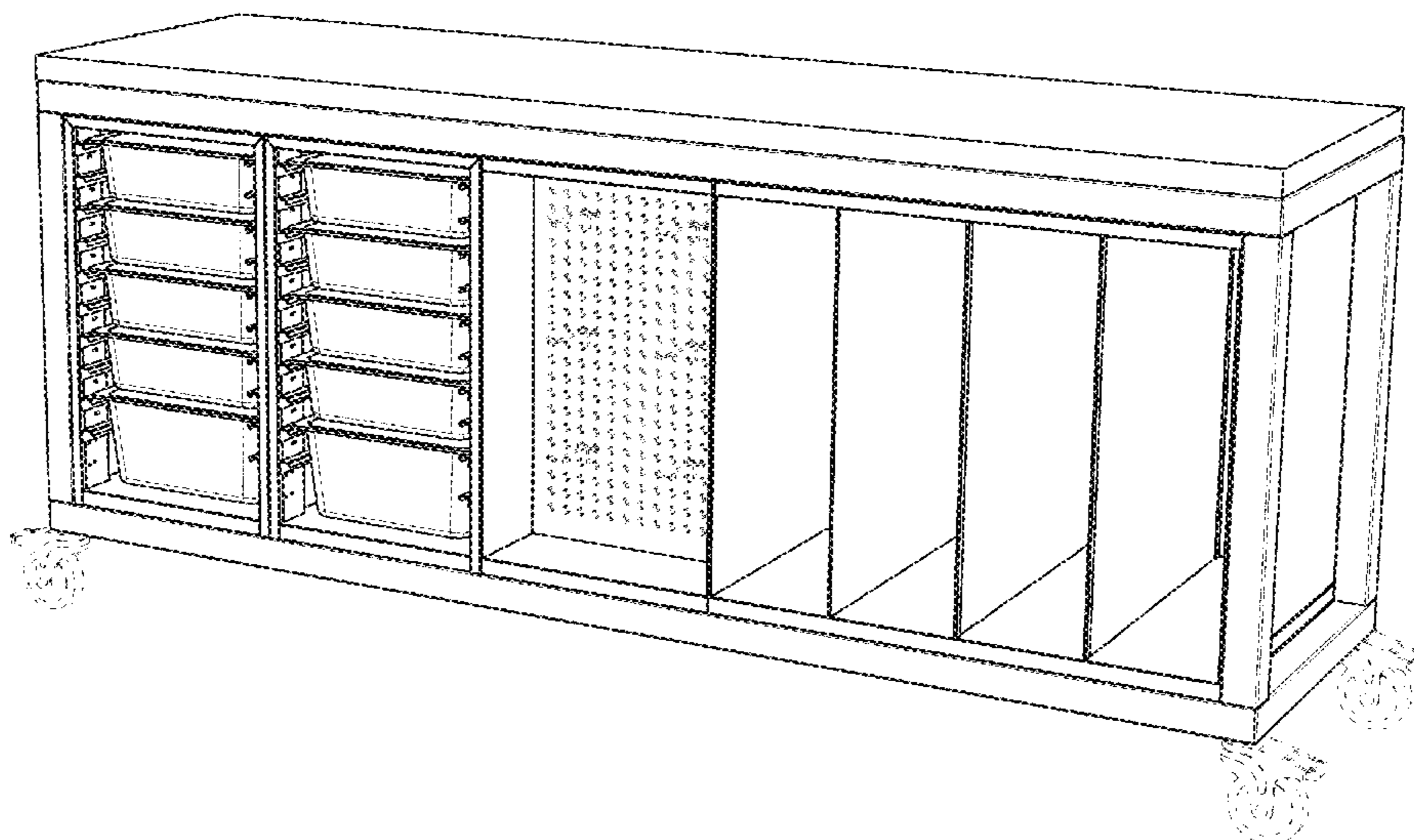
(57) **CLAIM**

I claim the ornamental design for a movable storage table, as shown and described.

DESCRIPTION

FIG. 1 is a front perspective view of a moveable storage table showing my new design.
FIG. 2 is a front view thereof;
FIG. 3 is a rear view thereof;
FIG. 4 is a right-side view thereof;
FIG. 5 is a left-side view thereof;
FIG. 6 is a top view thereof; and,
FIG. 7 is a bottom view thereof.
In the drawings, the broken lines show portions of the moveable storage table that form no part of the claimed design.

1 Claim, 7 Drawing Sheets



(56)

References Cited

U.S. PATENT DOCUMENTS

D585,621 S	1/2009	Taillon	
D588,322 S	3/2009	Tilk et al.	
D593,341 S	6/2009	Sackman	
D618,418 S	6/2010	Catron et al.	
D618,419 S	6/2010	Catron et al.	
D636,962 S	4/2011	Freimuth	
D665,597 S	8/2012	Dufoure et al.	
D710,064 S	7/2014	Schumaker et al.	
D732,318 S	6/2015	Engebretson	
D783,921 S	4/2017	Malengo	
D801,735 S	11/2017	Ursell et al.	
D817,584 S	5/2018	Phillips et al.	
D906,028 S *	12/2020	Chiao	D6/684
D924,609 S *	7/2021	Robins	D6/678.1
2007/0236113 A1 *	10/2007	McCambridge	E06B 3/367 312/204
2020/0254604 A1 *	8/2020	Adams	A47B 67/04

* cited by examiner

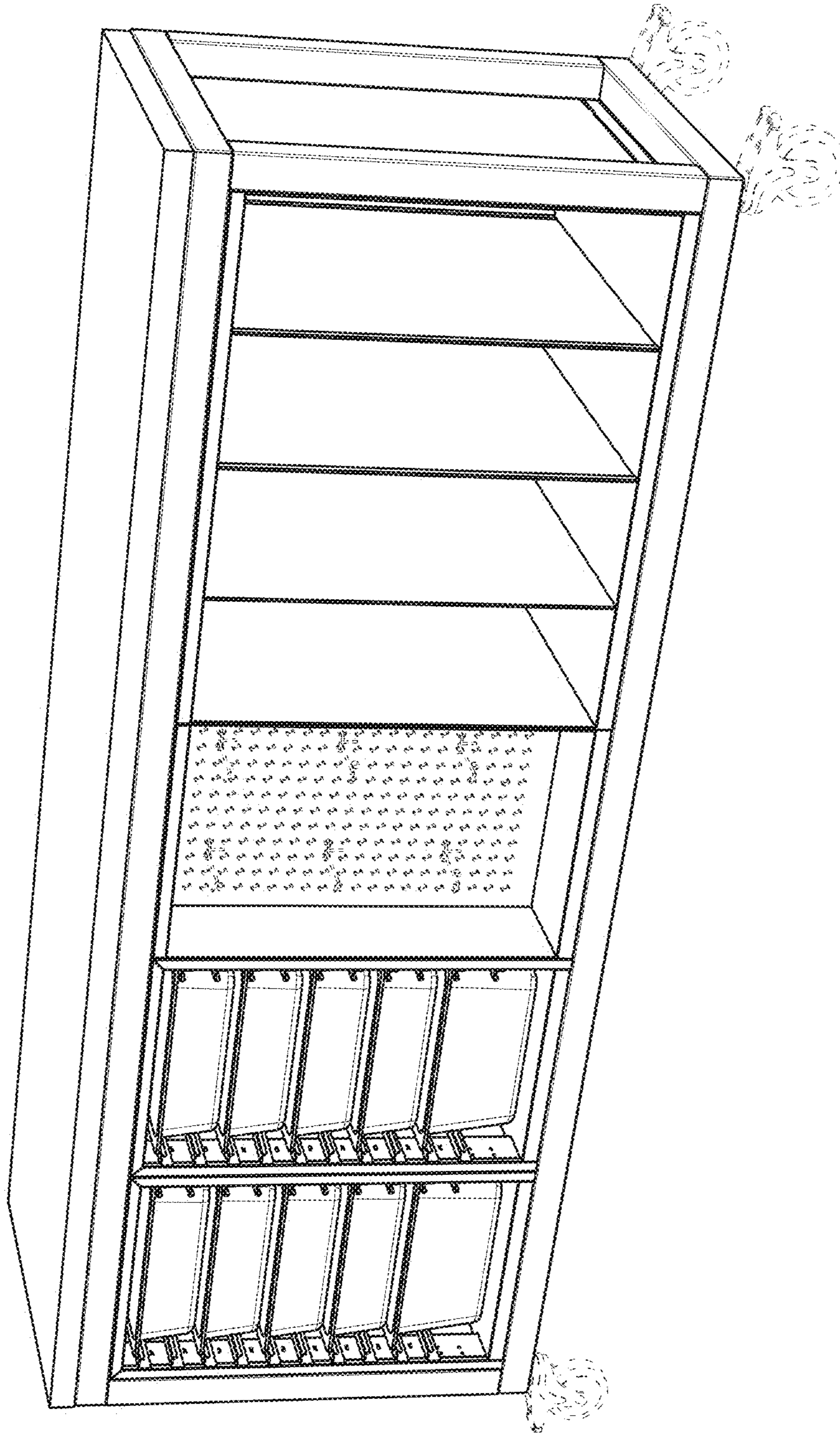


FIG. 1




FIG. 2

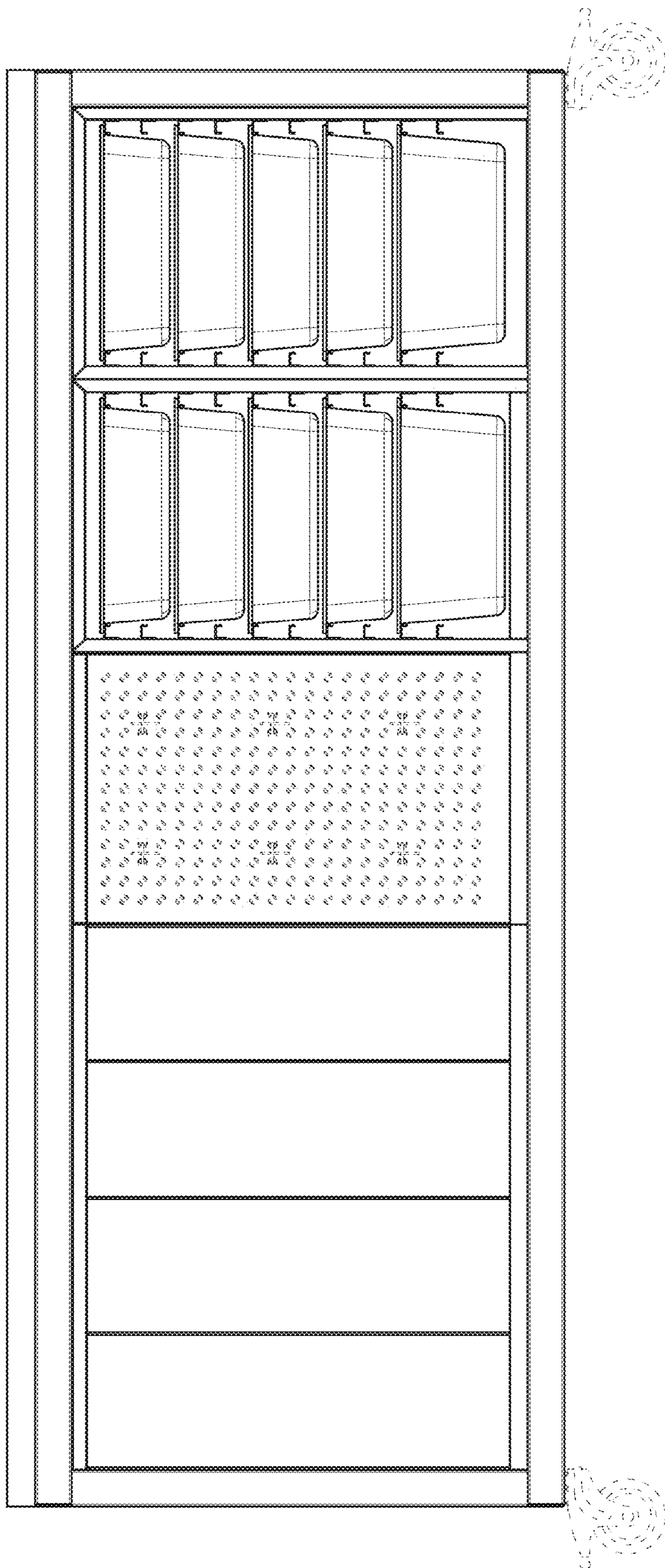


FIG. 3

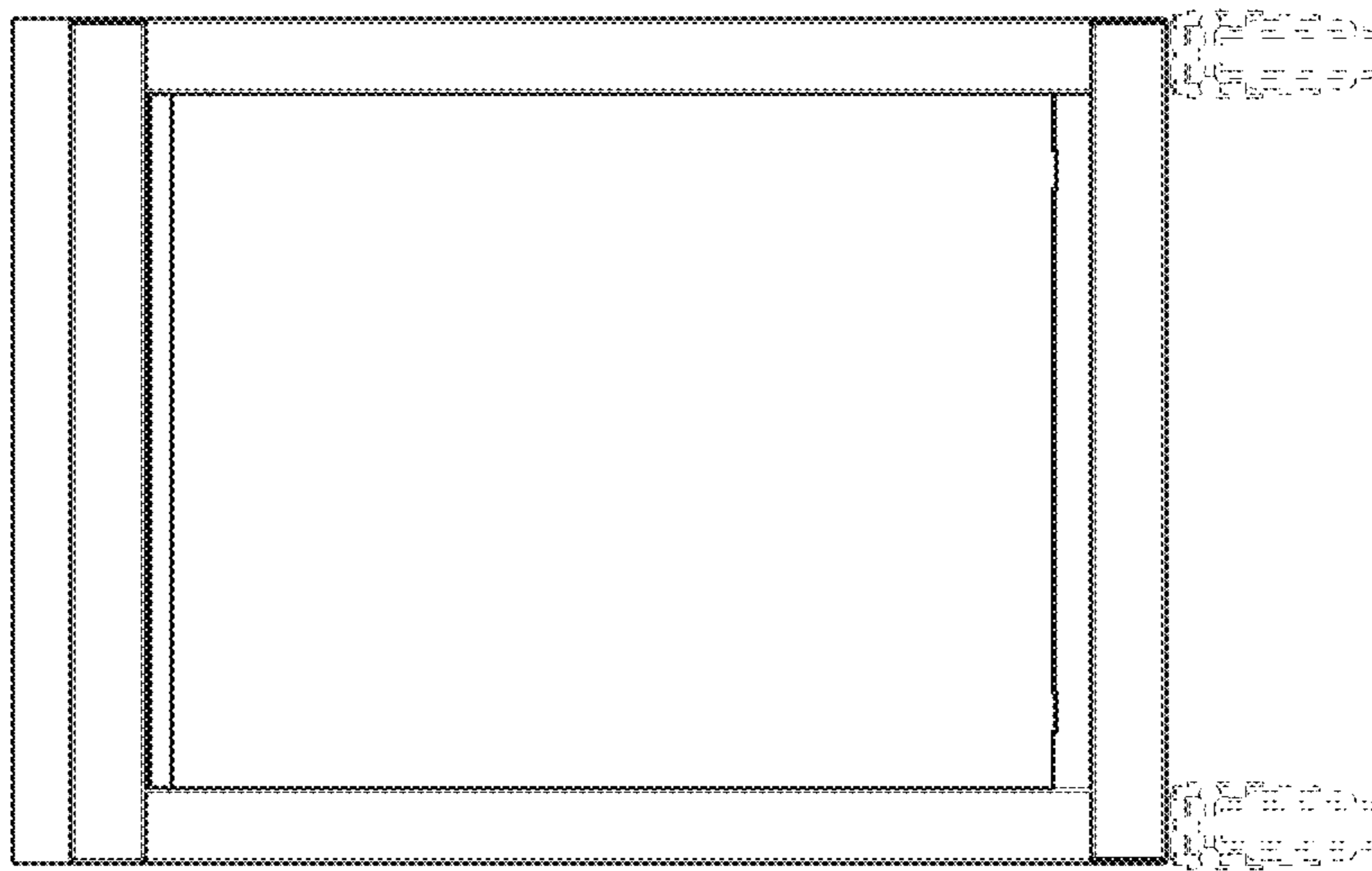


FIG. 4

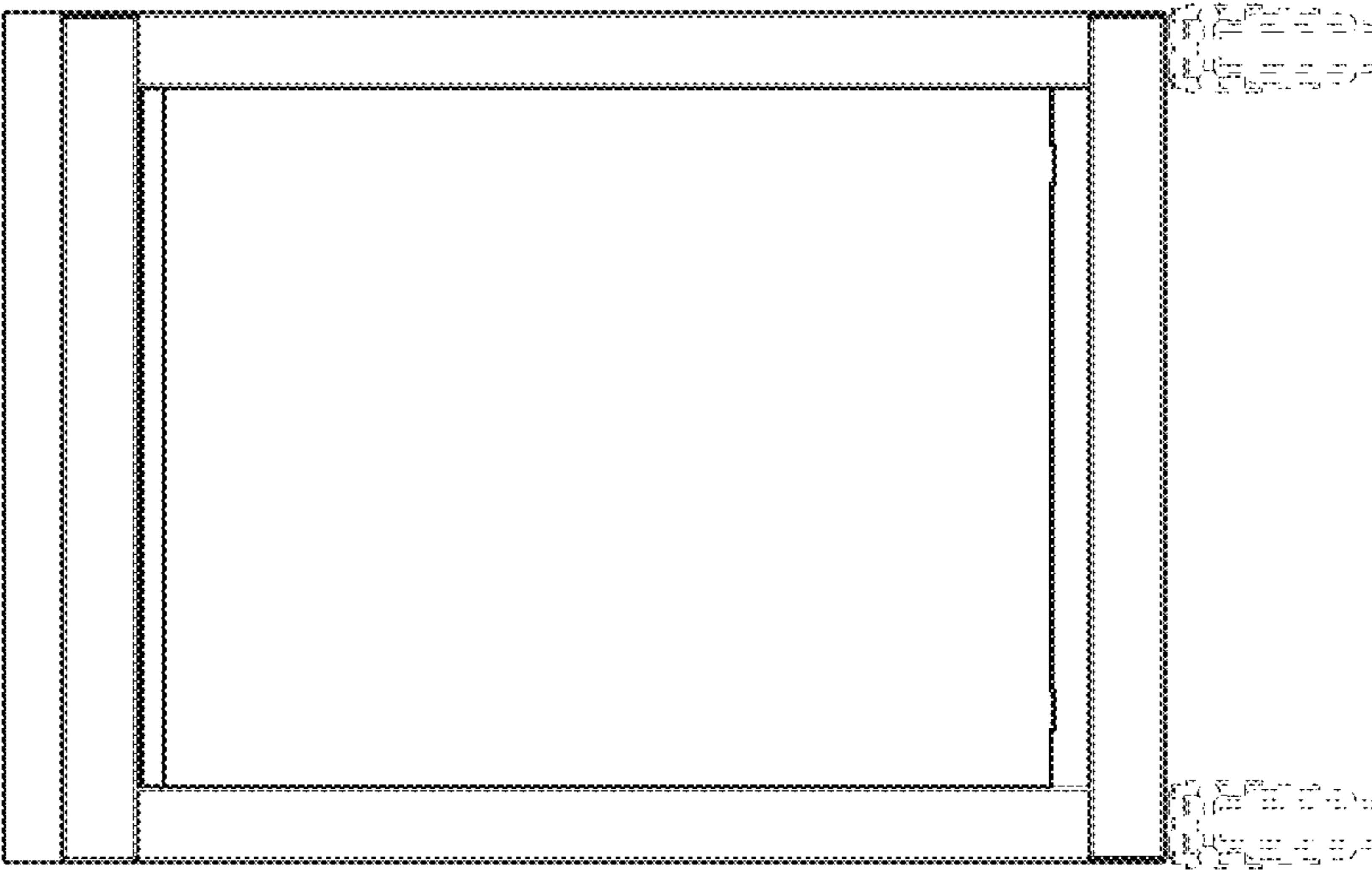


FIG. 5




FIG. 6




FIG. 7