



US00D976617S

(12) **United States Design Patent** (10) **Patent No.:** **US D976,617 S**  
**Fynbo et al.** (45) **Date of Patent:** **\*\* Jan. 31, 2023**

(54) **PLACEMAT**  
(71) Applicant: **Busy Baby LLC**, Oronoco, MN (US)  
(72) Inventors: **Beth Fynbo**, Oronoco, MN (US);  
**Aaron Nelson**, Salt Lake City, UT (US); **Edward Packer**, Murray, UT (US)  
(73) Assignee: **Busy Baby LLC**, Oronoco, MN (US)  
(\*\*) Term: **15 Years**  
(21) Appl. No.: **29/808,452**  
(22) Filed: **Sep. 20, 2021**  
(51) **LOC (14) Cl.** ..... **06-13**  
(52) **U.S. Cl.**  
USPC ..... **D6/616**  
(58) **Field of Classification Search**  
USPC ..... D6/300, 613-616; D7/505, 509, 513,  
D7/514, 515, 516, 532, 535, 541, 543,  
D7/544, 546, 549, 551.3, 553.1, 555, 563,  
D7/567; D30/121, 129, 130-133  
CPC .... A47G 11/00; A47G 11/001; A47G 11/003;  
A47G 11/008; A47G 19/00; A47G 21/00;  
A47G 23/00  
See application file for complete search history.

D538,096 S 3/2007 Bartell et al.  
D560,949 S 2/2008 Ranzoni  
D604,983 S 12/2009 Rossell  
D677,966 S 3/2013 Natkin  
8,485,112 B1 7/2013 Madden  
D698,188 S 1/2014 Lion et al.  
D705,581 S 5/2014 Luczak et al.  
(Continued)

**FOREIGN PATENT DOCUMENTS**

EM 005643400-0002 \* 1/2021

**OTHER PUBLICATIONS**

Busy Baby Mat [online], [site visited Jun. 2022]. Available from internet, URL: <[https://www.amazon.com/BUSY-BABY-Adjustable-Dishwasher-Spearmint/dp/B095XBVCP1/ref=pd\\_lpo\\_2?pd\\_rd\\_i=B095XBVCP1&th=1](https://www.amazon.com/BUSY-BABY-Adjustable-Dishwasher-Spearmint/dp/B095XBVCP1/ref=pd_lpo_2?pd_rd_i=B095XBVCP1&th=1)>(Year: 2021).\*

*Primary Examiner* — Cynthia Ramirez  
*Assistant Examiner* — Xavier Marti-Santos  
(74) *Attorney, Agent, or Firm* — Headland Law & Strategy; Matthew J. Smyth

(57) **CLAIM**

The ornamental design for a placemat, as shown and described.

**DESCRIPTION**

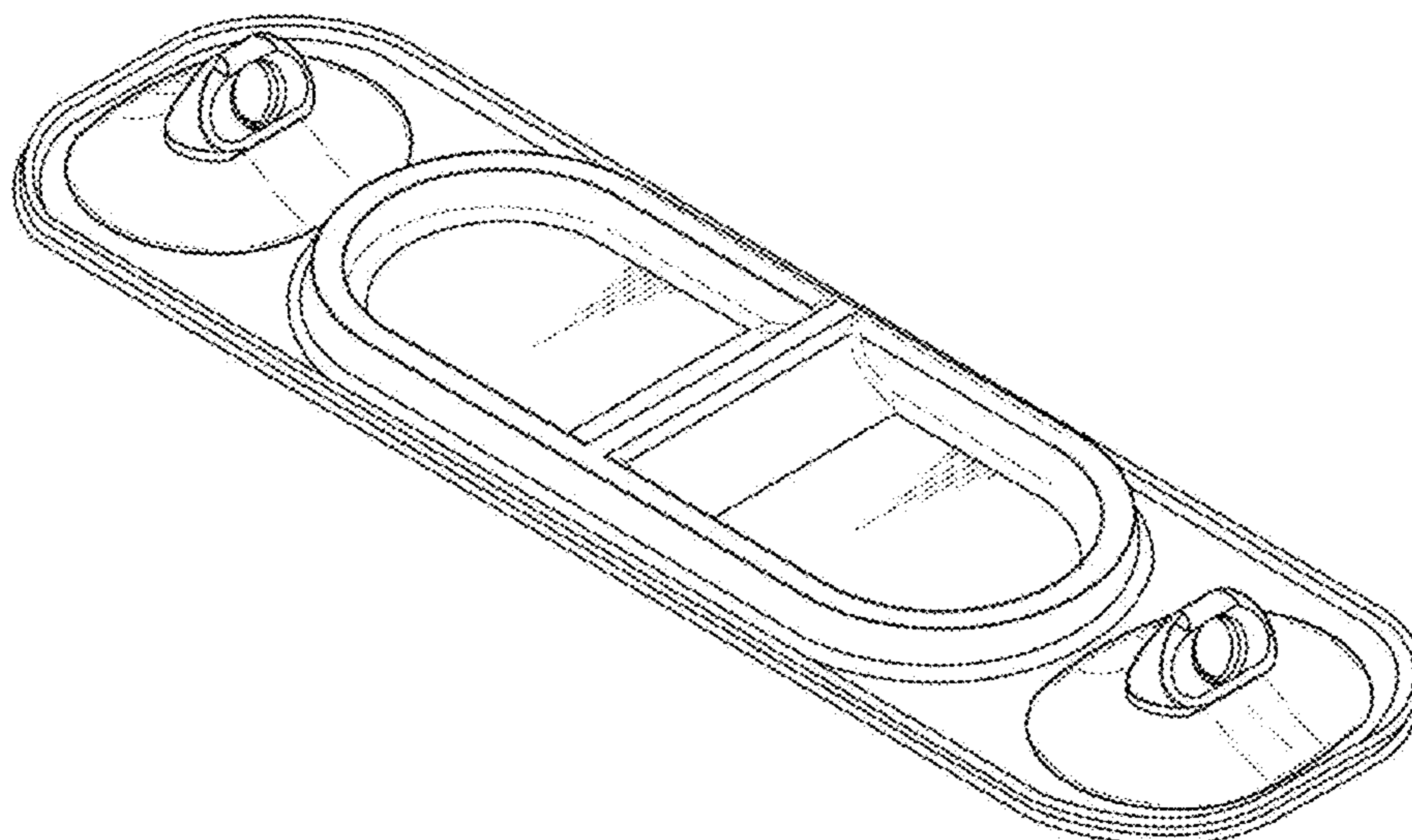
FIG. 1 is a perspective view of a placemat showing our new design;  
FIG. 2 is a left-side view thereof;  
FIG. 3 is a right-side view thereof;  
FIG. 4 is a front-side view thereof;  
FIG. 5 is a rear-side view thereof;  
FIG. 6 is a top view thereof; and,  
FIG. 7 is a bottom view thereof.  
The broken lines in the figures are for the purpose of illustrating portions of the placemat, which form no part of the claimed design.

**1 Claim, 5 Drawing Sheets**

(56) **References Cited**

**U.S. PATENT DOCUMENTS**

2,683,974 A 7/1954 Brown  
2,910,264 A 10/1959 Lindenberger  
3,019,783 A \* 2/1962 Clarke ..... A47J 39/02  
126/246  
D246,945 S \* 1/1978 Shore ..... D7/549  
D259,669 S \* 6/1981 Peterson ..... D30/130  
4,989,846 A \* 2/1991 Quinn ..... A47J 47/14  
D7/505  
5,053,262 A 10/1991 Kerr  
5,829,627 A 11/1998 Martindale  
6,581,541 B2 6/2003 Hollinger  
6,746,735 B2 6/2004 Snedeker



(56)

**References Cited**

U.S. PATENT DOCUMENTS

8,763,181	B1	7/2014	Penfold et al.	
D745,327	S *	12/2015	Laurain .....	D6/614
D767,941	S *	10/2016	Laurain .....	D7/505
9,462,903	B2	10/2016	Laurain	
D774,361	S *	12/2016	Laurain .....	D7/505
D790,926	S *	7/2017	Jones .....	B65D 1/36
				D7/357
D807,705	S *	1/2018	Laurain .....	D7/505
D836,990	S *	1/2019	Hakim .....	D7/553.4
D838,142	S *	1/2019	Davies .....	D7/553.2
D850,858	S *	6/2019	Roaks .....	D7/505
10,470,599	B2	11/2019	Fynbo et al.	
D883,717	S	5/2020	Peng	
D884,393	S	5/2020	Smitch	
D896,556	S	9/2020	Holmes	
2008/0187709	A1	8/2008	Hester et al.	
2008/0245947	A1	10/2008	Webb et al.	
2009/0297743	A1	12/2009	Ciaffara et al.	
2010/0176626	A1	7/2010	Centracco et al.	
2011/0036745	A1	2/2011	Seter	
2011/0232102	A1	9/2011	Holmes	
2012/0228187	A1	9/2012	Pharr	
2015/0230637	A1	8/2015	Kart et al.	
2017/0215610	A1	8/2017	Cohen et al.	
2018/0352984	A1 *	12/2018	Roaks .....	B65D 21/0222
2020/0121102	A1	4/2020	Laurain	

\* cited by examiner

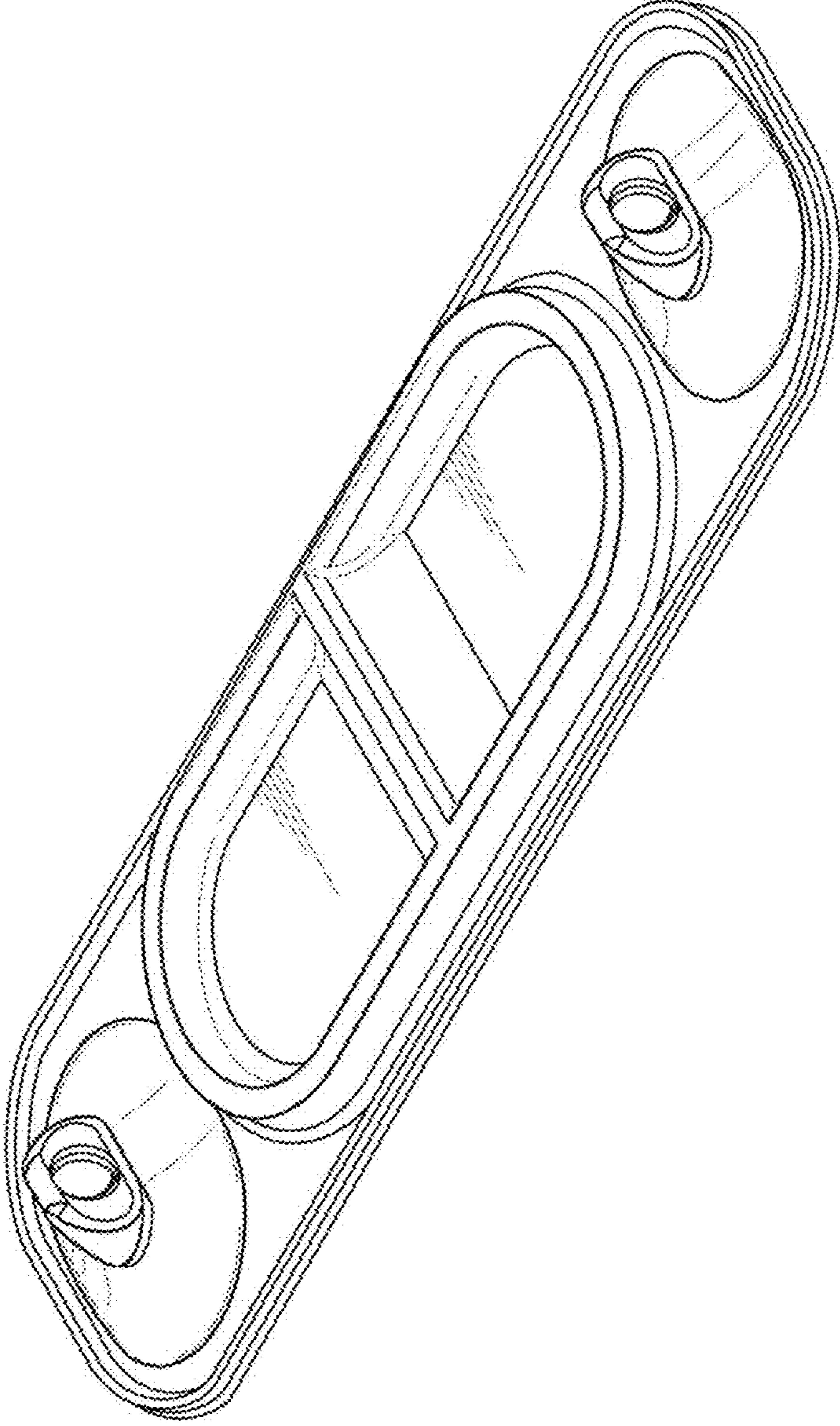


FIG. 1



FIG. 2



FIG. 3



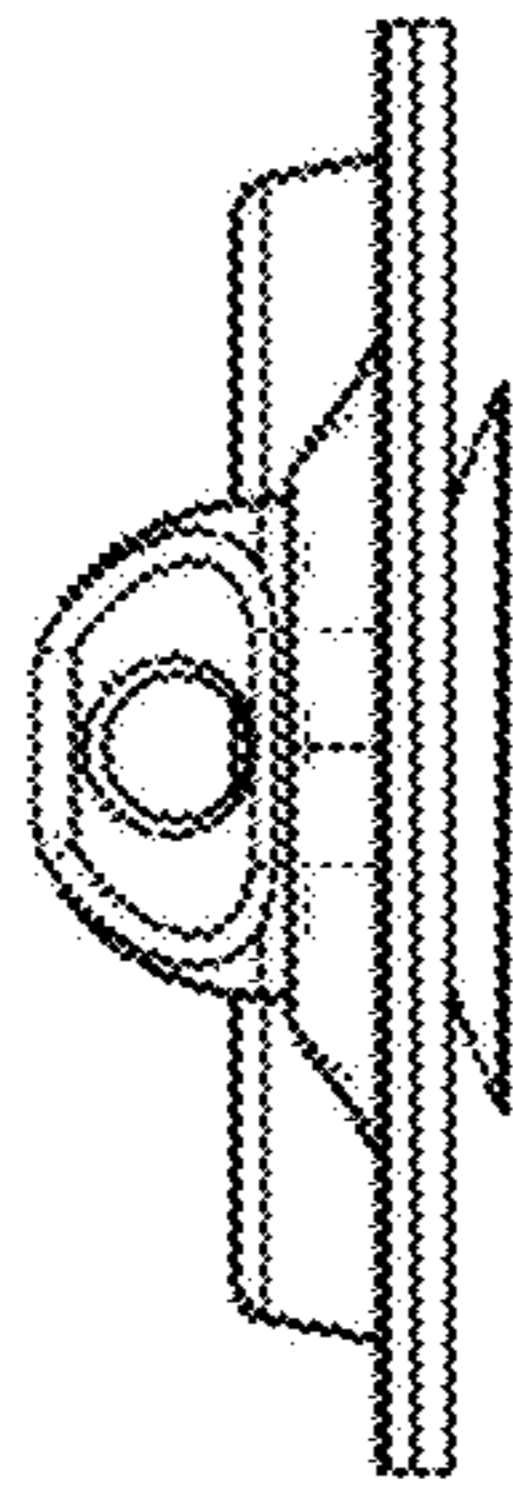


FIG. 4

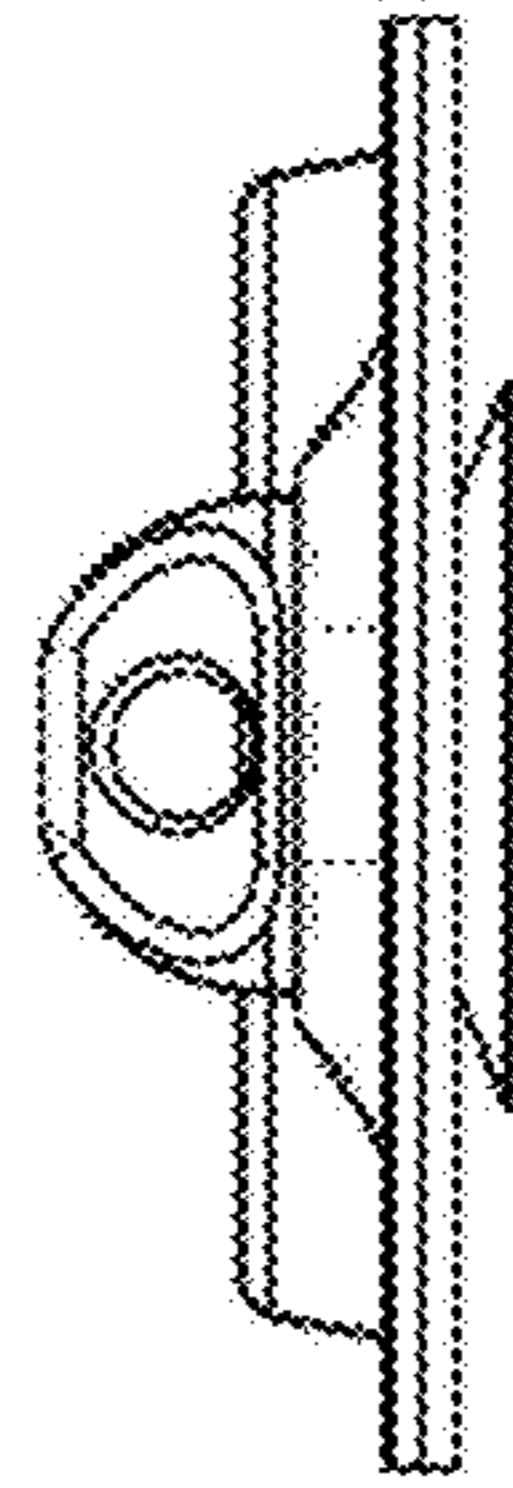


FIG. 5

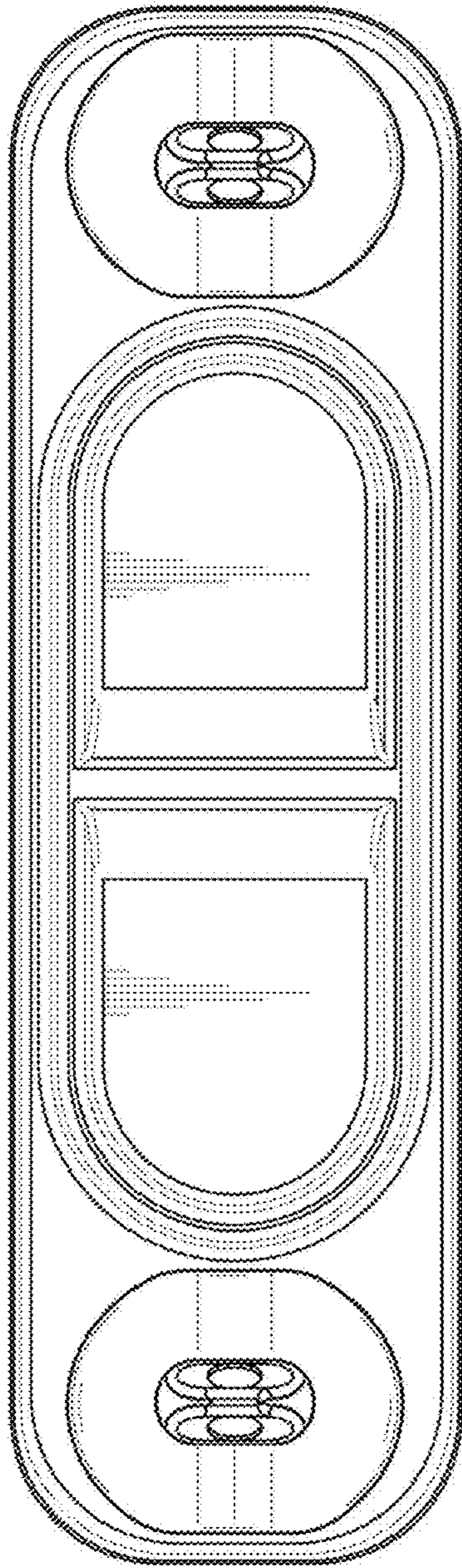


FIG. 6

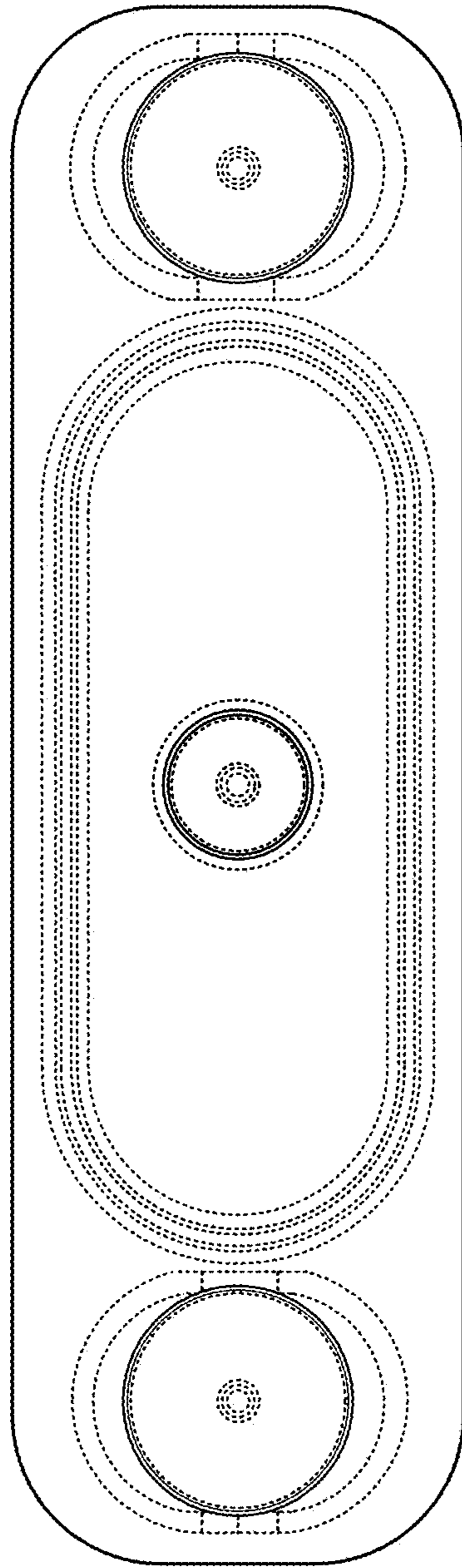


FIG. 7