



US00D976584S

(12) **United States Design Patent**  
**Blais et al.**

(10) **Patent No.:** **US D976,584 S**  
(45) **Date of Patent:** **\*\* Jan. 31, 2023**

(54) **LUGGAGE**

(71) Applicant: **Samsonite IP Holdings S.a r.l.**,  
Luxembourg (LU)

(72) Inventors: **Adam Patrick Blais**, Mattapan, MA  
(US); **Uliyada Bopanna**, Milton, MA  
(US)

(73) Assignee: **Samsonite IP Holdings S.a r.l.**,  
Luxembourg (LU)

(\*\*) Term: **15 Years**

(21) Appl. No.: **29/805,725**

(22) Filed: **Aug. 30, 2021**

(51) **LOC (14) Cl.** ..... **03-01**

(52) **U.S. Cl.**  
USPC ..... **D3/279**

(58) **Field of Classification Search**  
USPC ..... D3/274, 279, 285, 289, 900, 902  
CPC .. A45C 5/00; A45C 5/14; A45C 5/146; A45C  
2009/002  
See application file for complete search history.

(56) **References Cited**

**U.S. PATENT DOCUMENTS**

D801,047 S \* 10/2017 Bhatnagar ..... D3/279  
D810,434 S \* 2/2018 Xu ..... D3/279

D881,569 S \* 4/2020 Rubio ..... D3/279  
D899,083 S \* 10/2020 Rubio ..... D3/279  
D905,431 S \* 12/2020 Moon ..... D3/279  
D942,754 S \* 2/2022 Walsh ..... D3/279  
2020/0069018 A1\* 3/2020 Chiang ..... A45C 5/14

\* cited by examiner

*Primary Examiner* — April Rivas

(74) *Attorney, Agent, or Firm* — Dorsey & Whitney LLP

(57) **CLAIM**

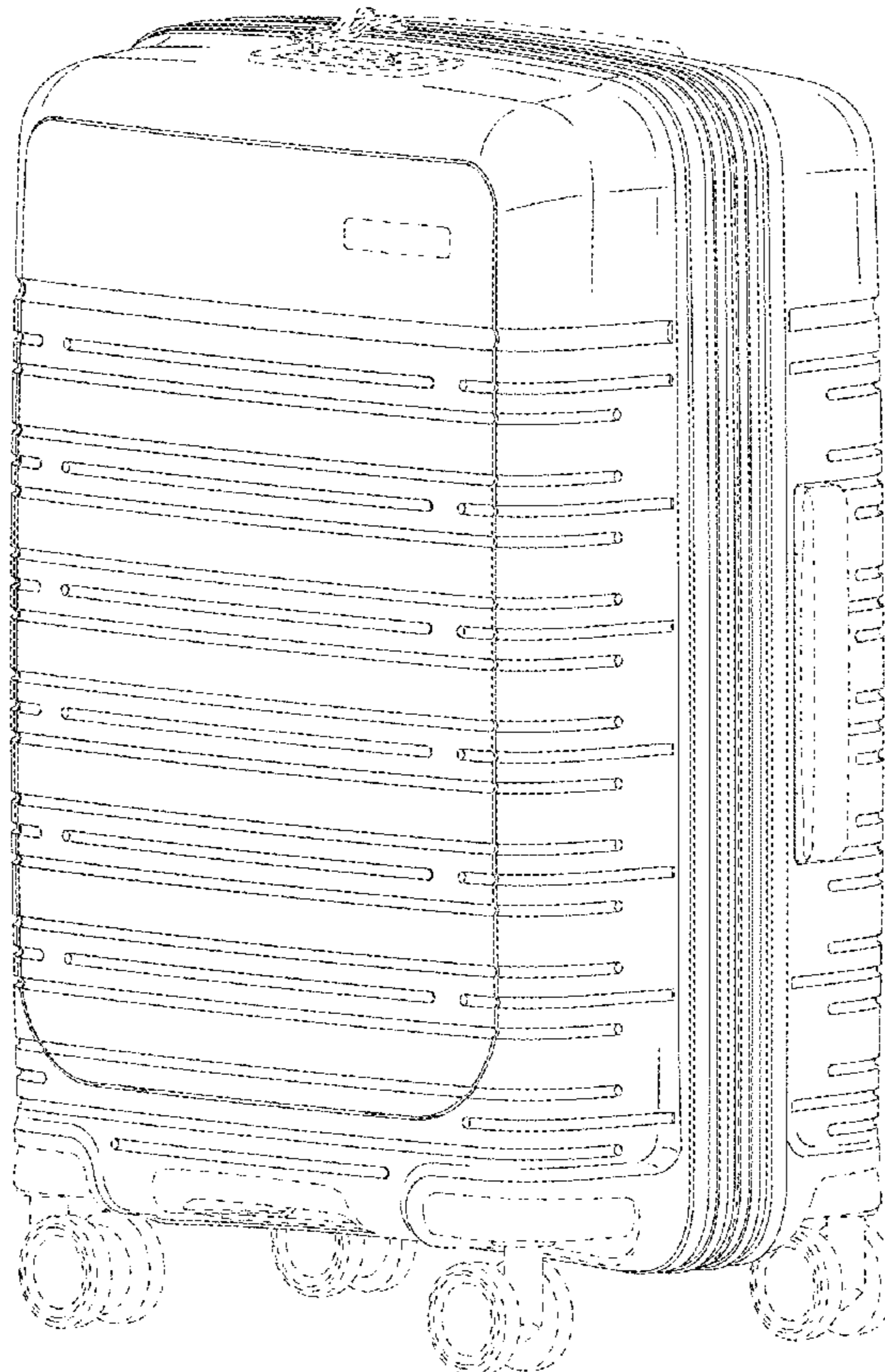
The ornamental design for a luggage, as shown and described.

**DESCRIPTION**

FIG. 1 shows a front perspective view of a piece of luggage; FIG. 2 shows a front elevation view of the piece of luggage of FIG. 1; FIG. 3 shows a rear elevation view of the piece of luggage of FIG. 1; FIG. 4 shows a right elevation view of the piece of luggage of FIG. 1; FIG. 5 shows a left elevation view of the piece of luggage of FIG. 1; FIG. 6 shows a top view of the piece of luggage of FIG. 1; and, FIG. 7 shows a bottom view of the piece of luggage of FIG. 1.

The broken lines in FIGS. 1-7 illustrate portions of the piece of luggage that form no part of the claimed design. The dash-dot lines in FIGS. 2 and 7 illustrate a boundary and form no part of the claimed design.

**1 Claim, 7 Drawing Sheets**



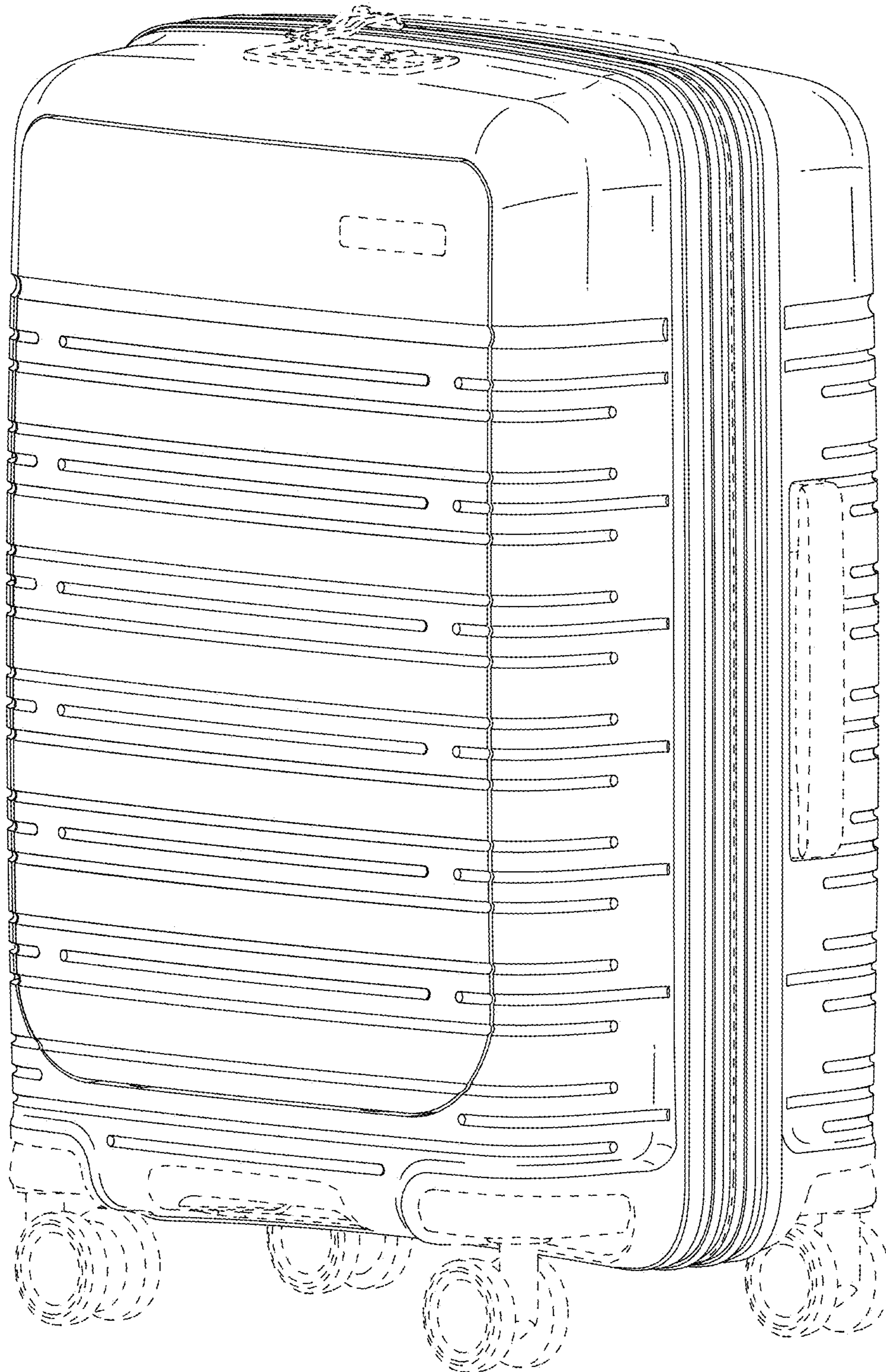


FIG. 1






FIG. 2




FIG. 3

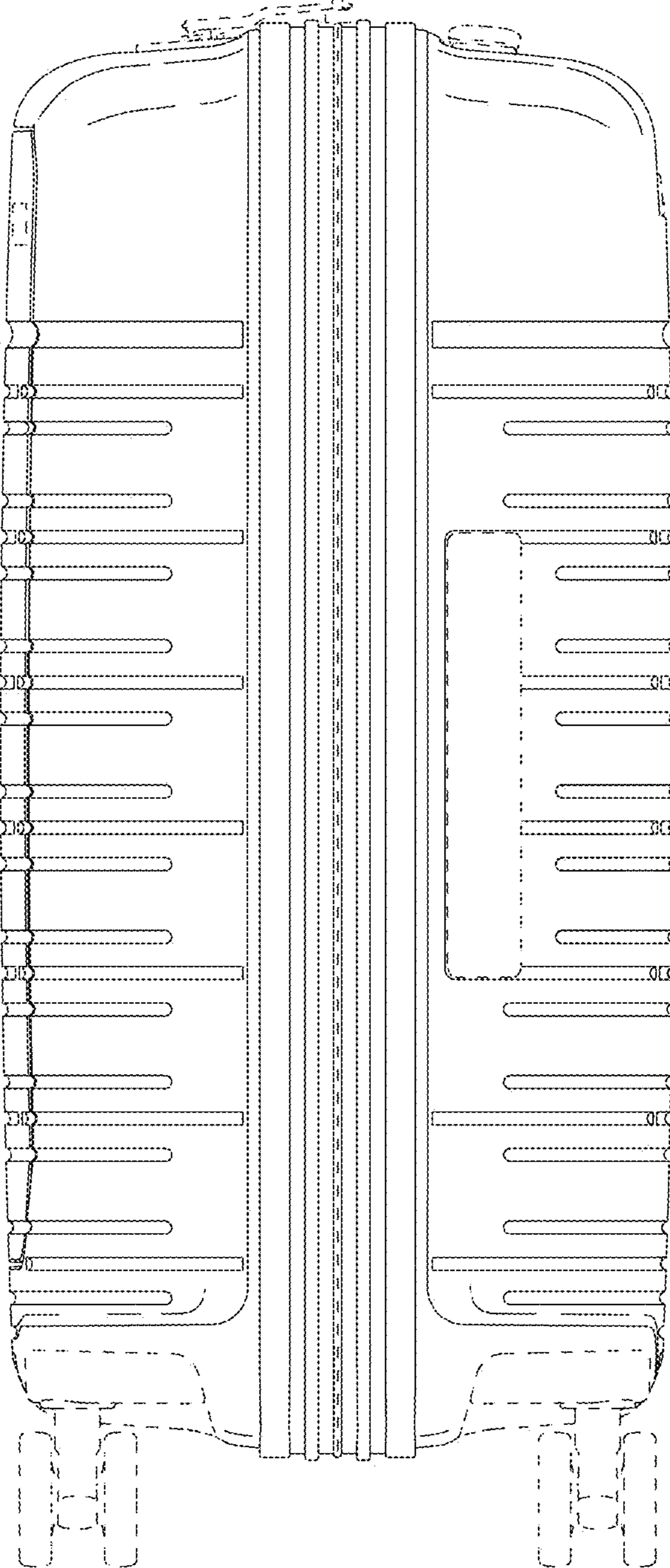


FIG. 4

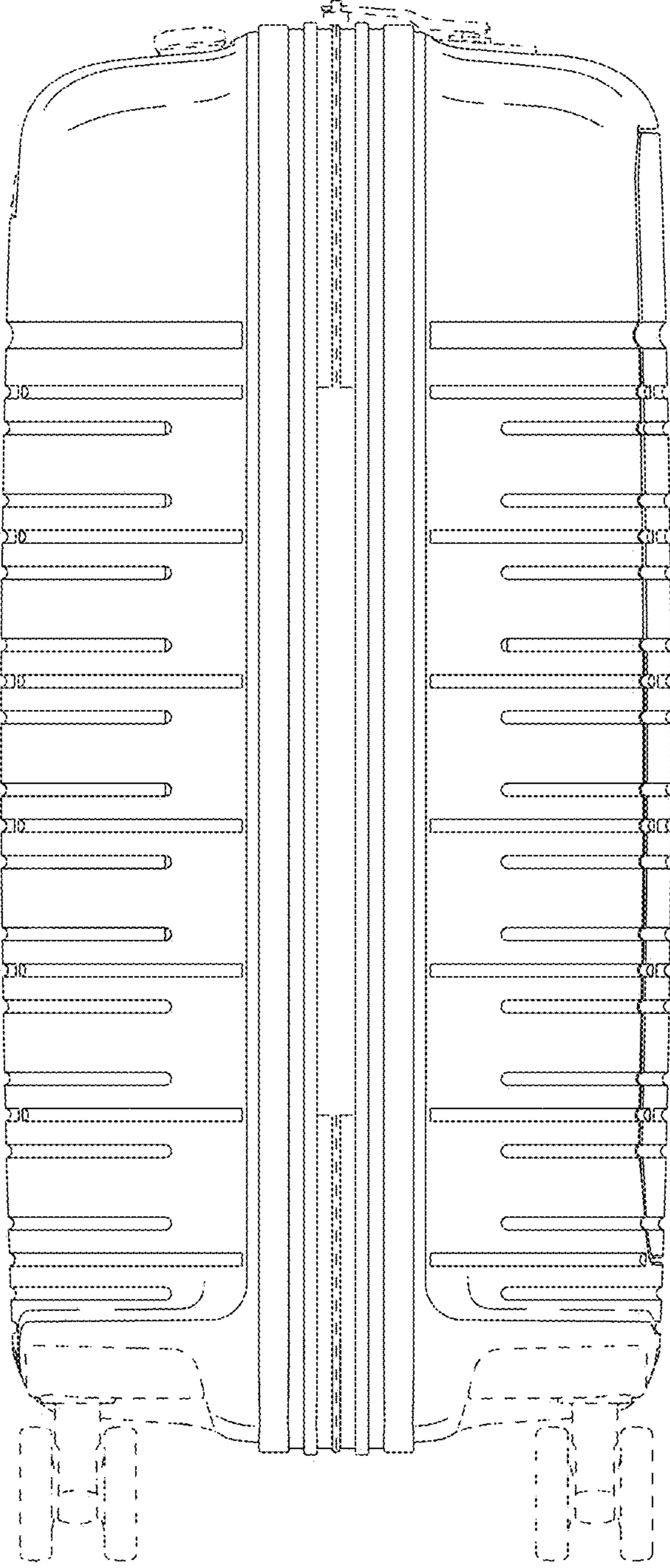


FIG. 5

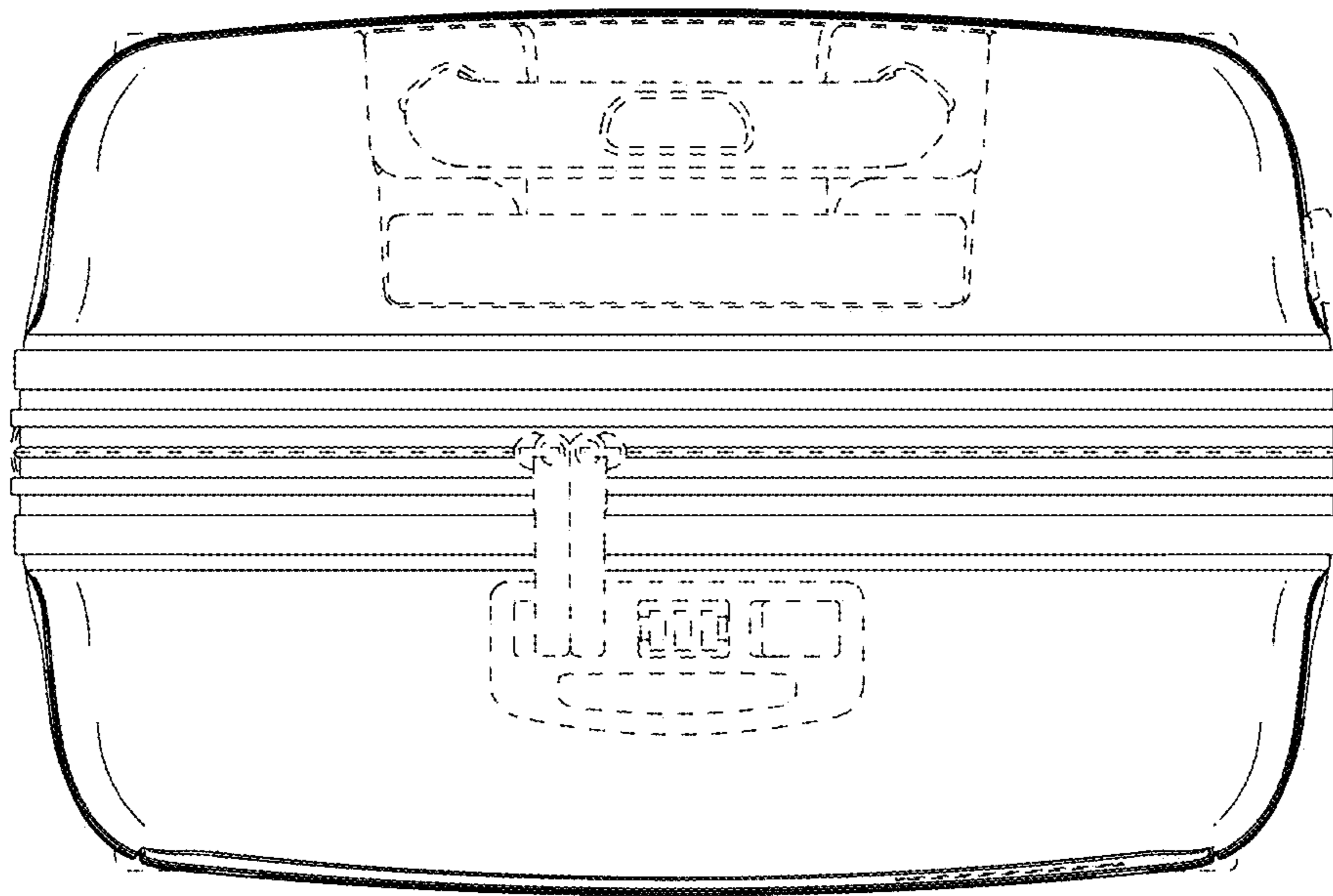


FIG. 6



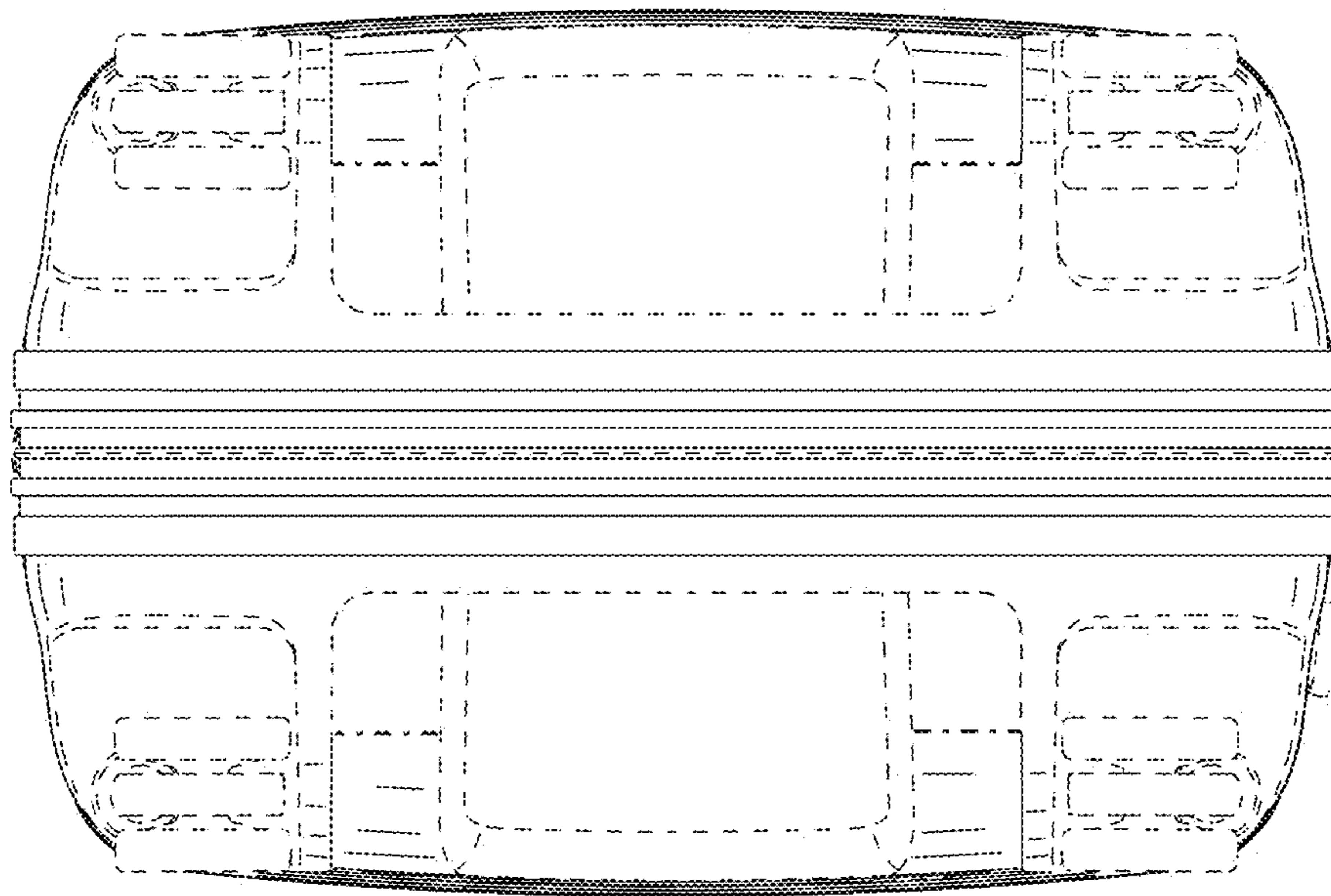


FIG. 7