



US00D976575S

(12) **United States Design Patent** (10) **Patent No.:** **US D976,575 S**
He (45) **Date of Patent:** **** Jan. 31, 2023**

(54) **PEN BOX**

(71) Applicant: **Yingheng He**, Guangzhou (CN)

(72) Inventor: **Yingheng He**, Guangzhou (CN)

(**) Term: **15 Years**

(21) Appl. No.: **29/804,416**

(22) Filed: **Aug. 19, 2021**

(30) **Foreign Application Priority Data**

Jul. 6, 2021 (CN) 202130423288.4

(51) **LOC (14) Cl.** **03-01**

(52) **U.S. Cl.**

USPC **D3/206**; D21/468

(58) **Field of Classification Search**

USPC D21/398, 405, 409, 468, 475, 478, 483,
D21/512, 513, 515, 518, 684, 811, 332,
D21/333, 334, 338, 341, 342, 345, 346,
D21/350; D3/201, 206, 208, 211, 212,
D3/233, 234, 238, 247, 248, 249, 270,
D3/271.1, 271.4, 273, 274, 298; D19/59,
D19/60, 62, 64, 75, 77, 81, 82; D9/715,
D9/737, 756, 757, 758

CPC A63H 5/00; A63H 33/00; A63H 33/001;
A63H 33/30; A63H 33/42; A63F
3/00097; A63F 3/00173; A63F 3/00176;
A63F 3/00214; A63F 2009/0003; A63F
2009/0007; A63F 2009/0012; A63F
2009/0018; A63F 2009/0049; A63F
2009/0059; A63F 9/00; A63F 9/0001;
A63F 9/001; A63F 9/08; A63F 9/0803;
A63F 2250/02; A63F 2250/025; A63F
2250/027; A63F 2250/18; A45C 11/34;
A45C 11/36

See application file for complete search history.

(56) **References Cited**

U.S. PATENT DOCUMENTS

D242,055	S	*	10/1976	Brown	273/270
5,134,918	A	*	8/1992	Chang	A45C 15/00 206/214
D415,418	S	*	10/1999	You	D3/298
D570,099	S	*	6/2008	Bhavnani	D3/206
D662,705	S		7/2012	Wu		
D686,817	S		7/2013	Dennis		
D720,525	S	*	1/2015	Magno	D3/203.2
D775,814	S		1/2017	Lopez		
D915,522	S	*	4/2021	Rees	D21/360
D930,975	S	*	9/2021	Huai	D3/206
D937,359	S	*	11/2021	Chen	D21/360
D944,329	S	*	2/2022	Deng	D21/468
D945,147	S	*	3/2022	Qian	D3/203.3

(Continued)

FOREIGN PATENT DOCUMENTS

CN	304527110	*	3/2018
CN	304547166	*	3/2018

(Continued)

Primary Examiner — Catherine A Tuttle
(74) *Attorney, Agent, or Firm* — Jeenam Park

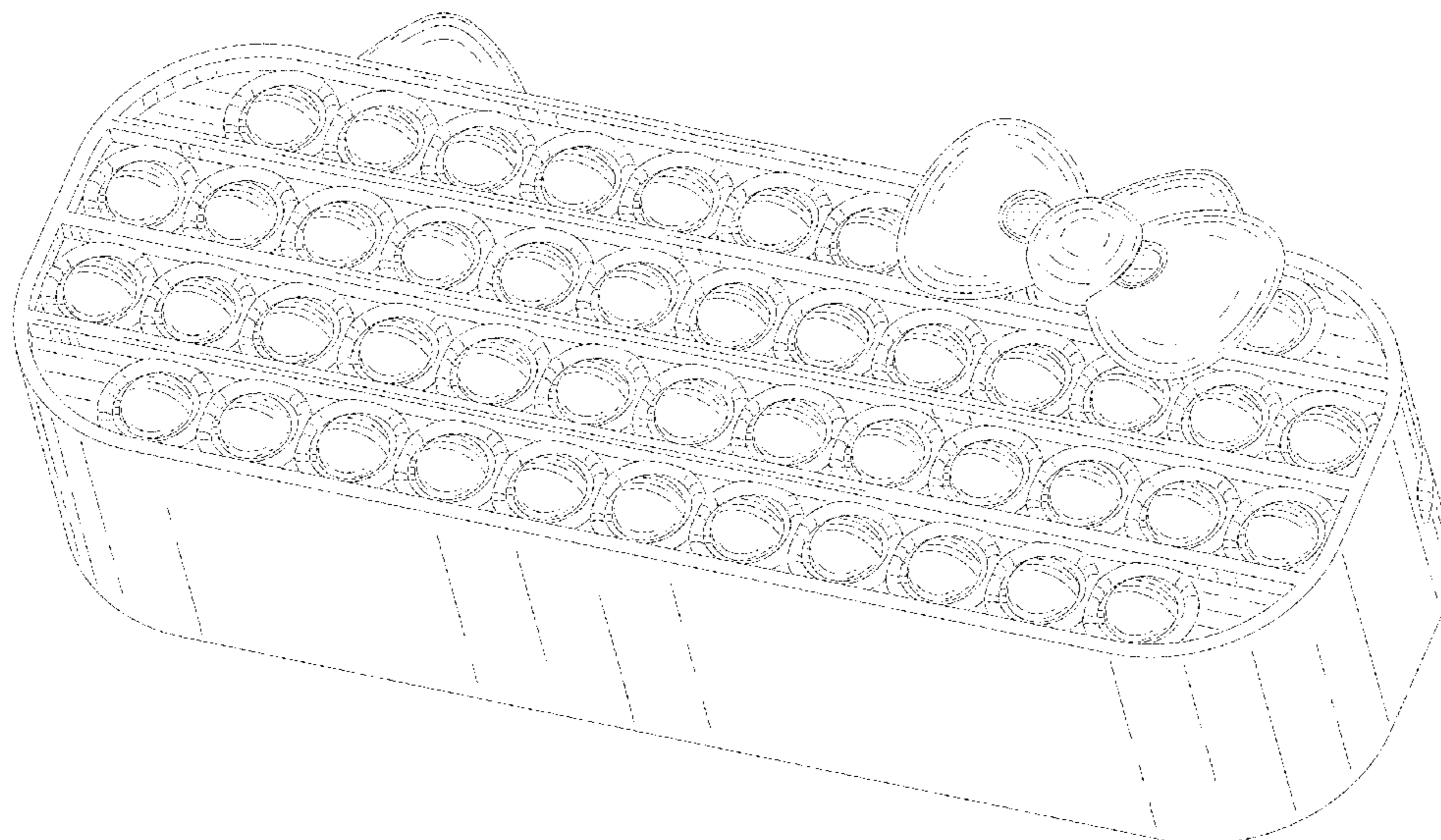
(57) **CLAIM**

The ornamental design for a pen box, as shown and described.

DESCRIPTION

FIG. 1 is a top rear perspective view of a pen box, showing my new design;
FIG. 2 is a top front perspective view thereof;
FIG. 3 is a front view thereof;
FIG. 4 is a rear view thereof;
FIG. 5 is a left side view thereof;
FIG. 6 is a right side view thereof;
FIG. 7 is a top plan view thereof; and,
FIG. 8 is a bottom plan view thereof.
The dashed lines shown in FIG. 2 depict portions of the pen box that form no part of the claimed design.

1 Claim, 8 Drawing Sheets



(56)

References Cited

U.S. PATENT DOCUMENTS

D947,953 S * 4/2022 Cui D21/468
D951,959 S * 5/2022 Qu D14/440
D953,440 S * 5/2022 Li D21/468
2012/0274195 A1* 11/2012 Thompson A45C 11/00
312/223.1

FOREIGN PATENT DOCUMENTS

CN 304607085 * 5/2018
CN 304881775 * 11/2018
CN 304893891 * 11/2018
CN 306210904 * 12/2020
CN 306443562 * 4/2021
CN 306480812 * 4/2021
DE 10339285 B3 * 11/2004 A63F 3/00697
EM 008418297-0001 * 2/2021
GB 6130152 * 4/2021

* cited by examiner

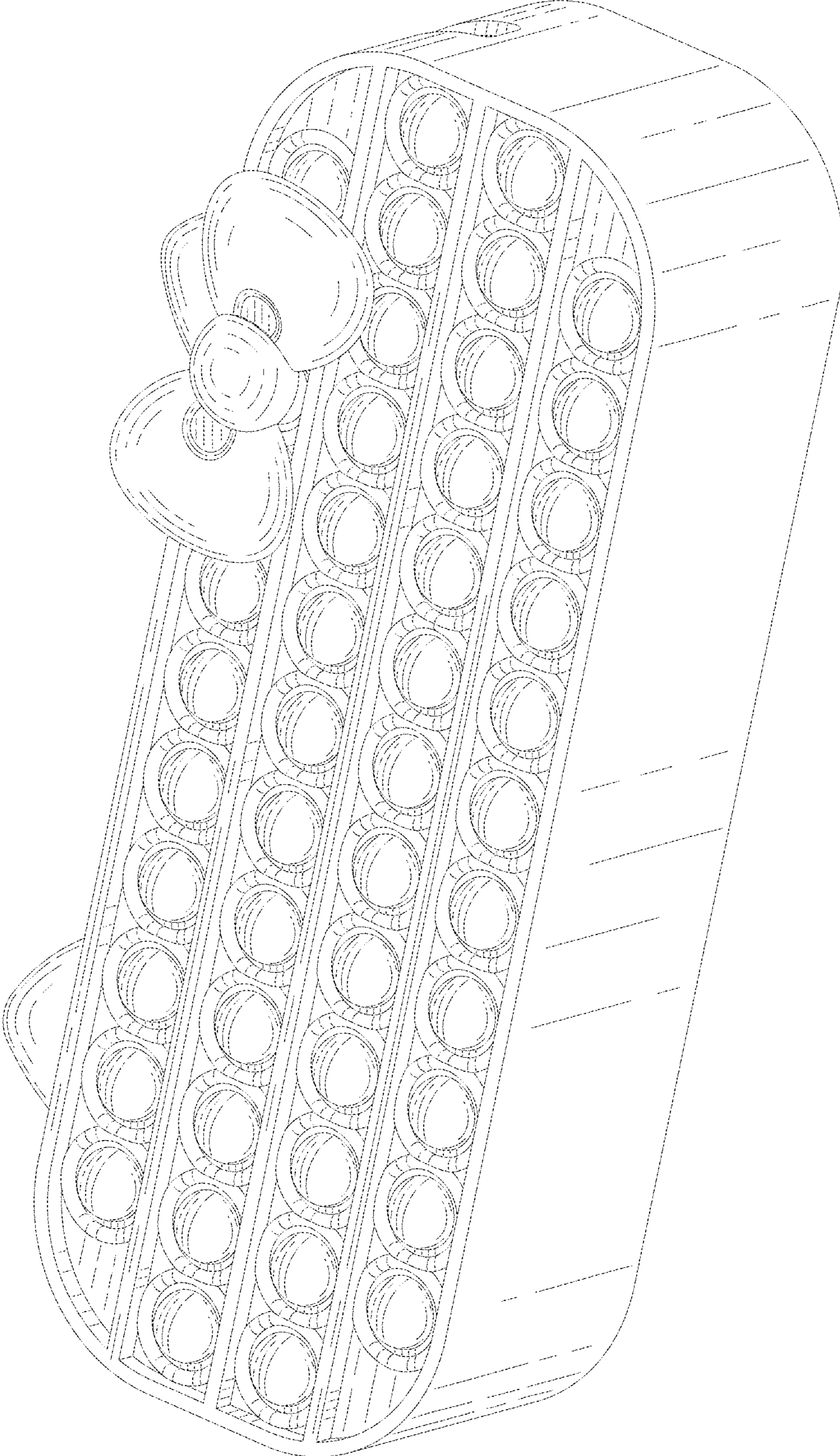


FIG. 1

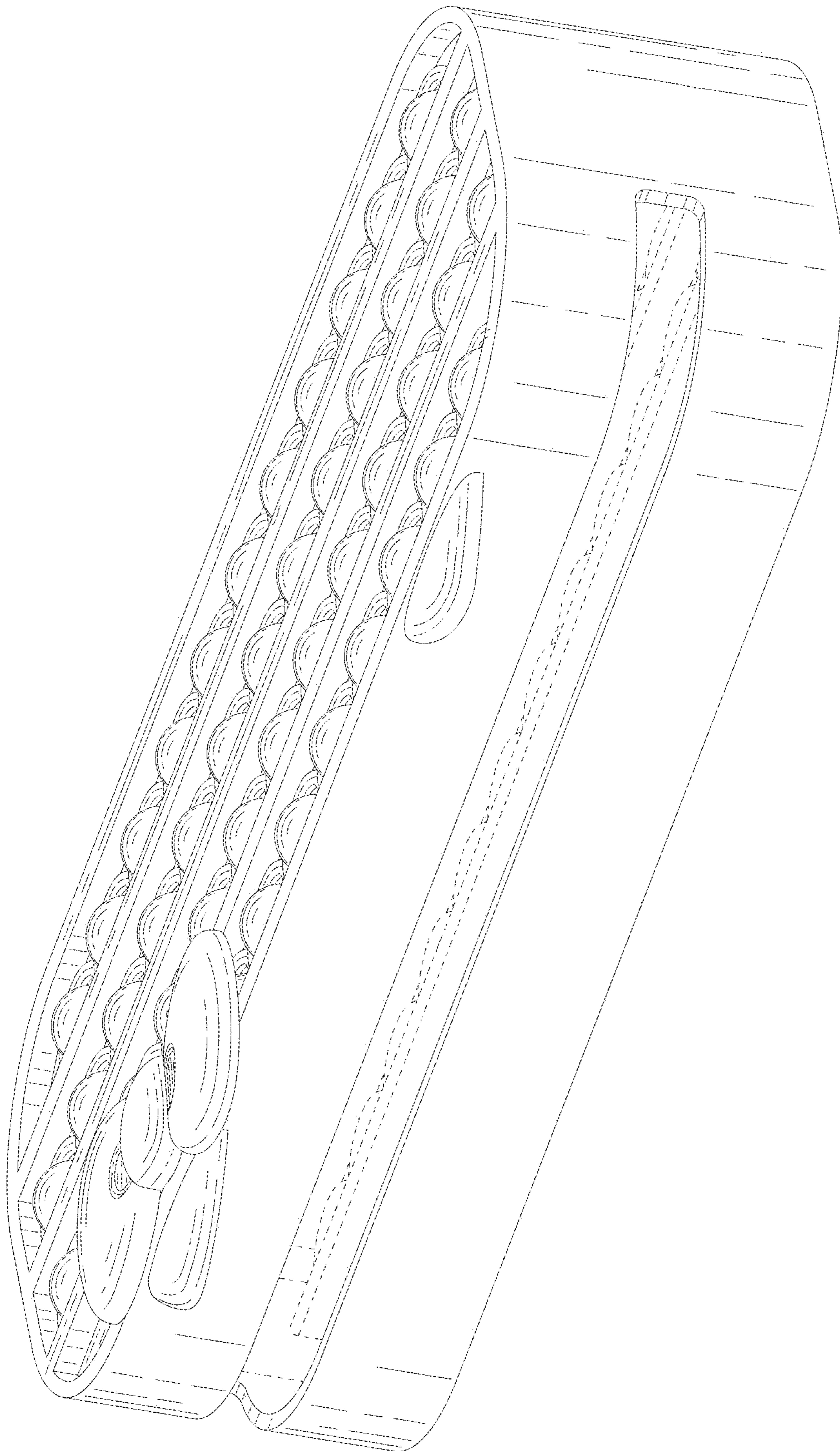


FIG. 2

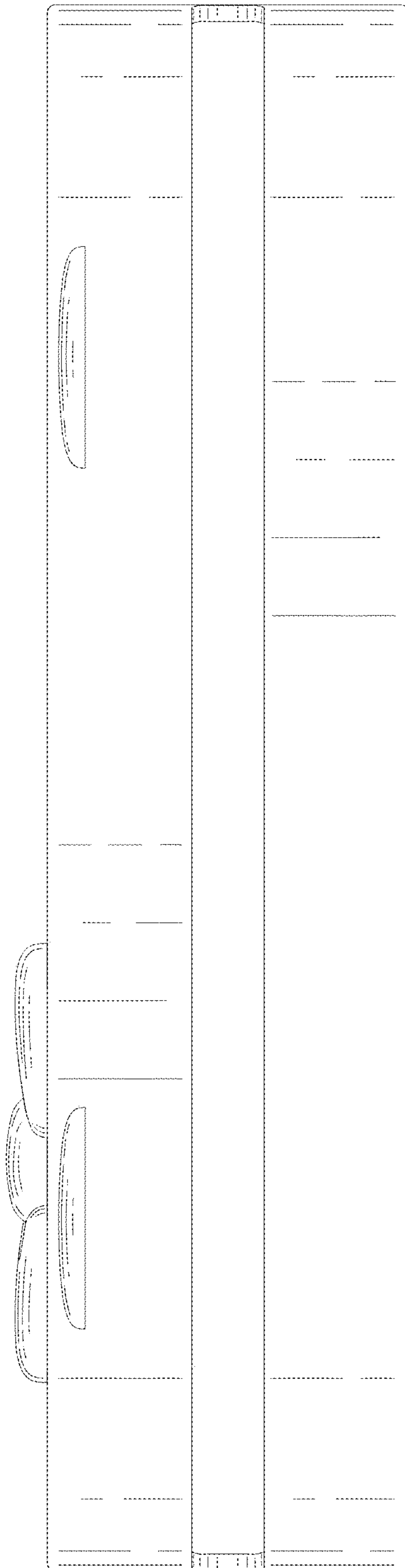


FIG. 3

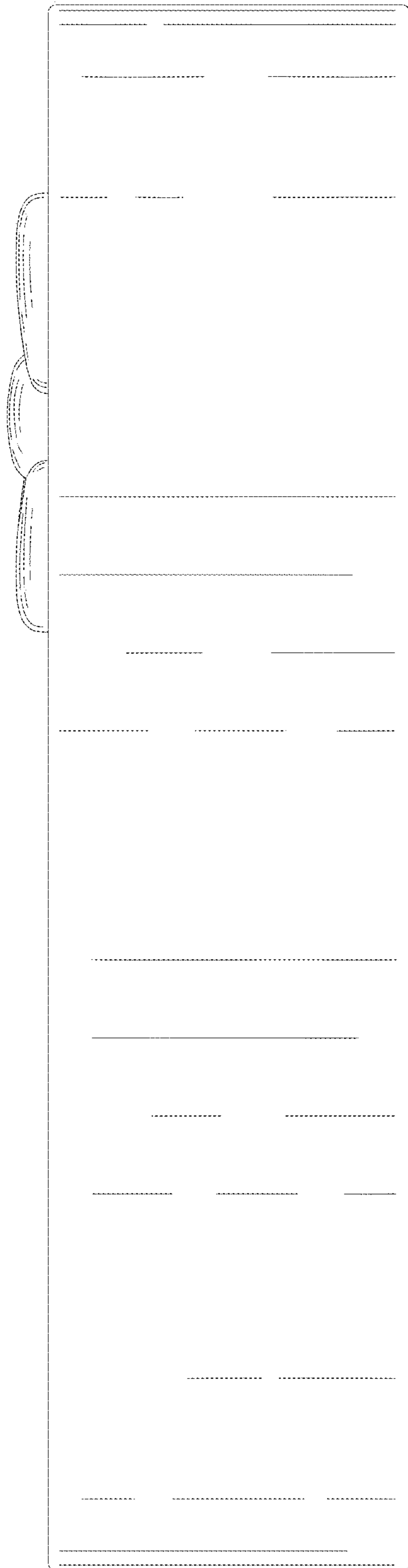


FIG. 4

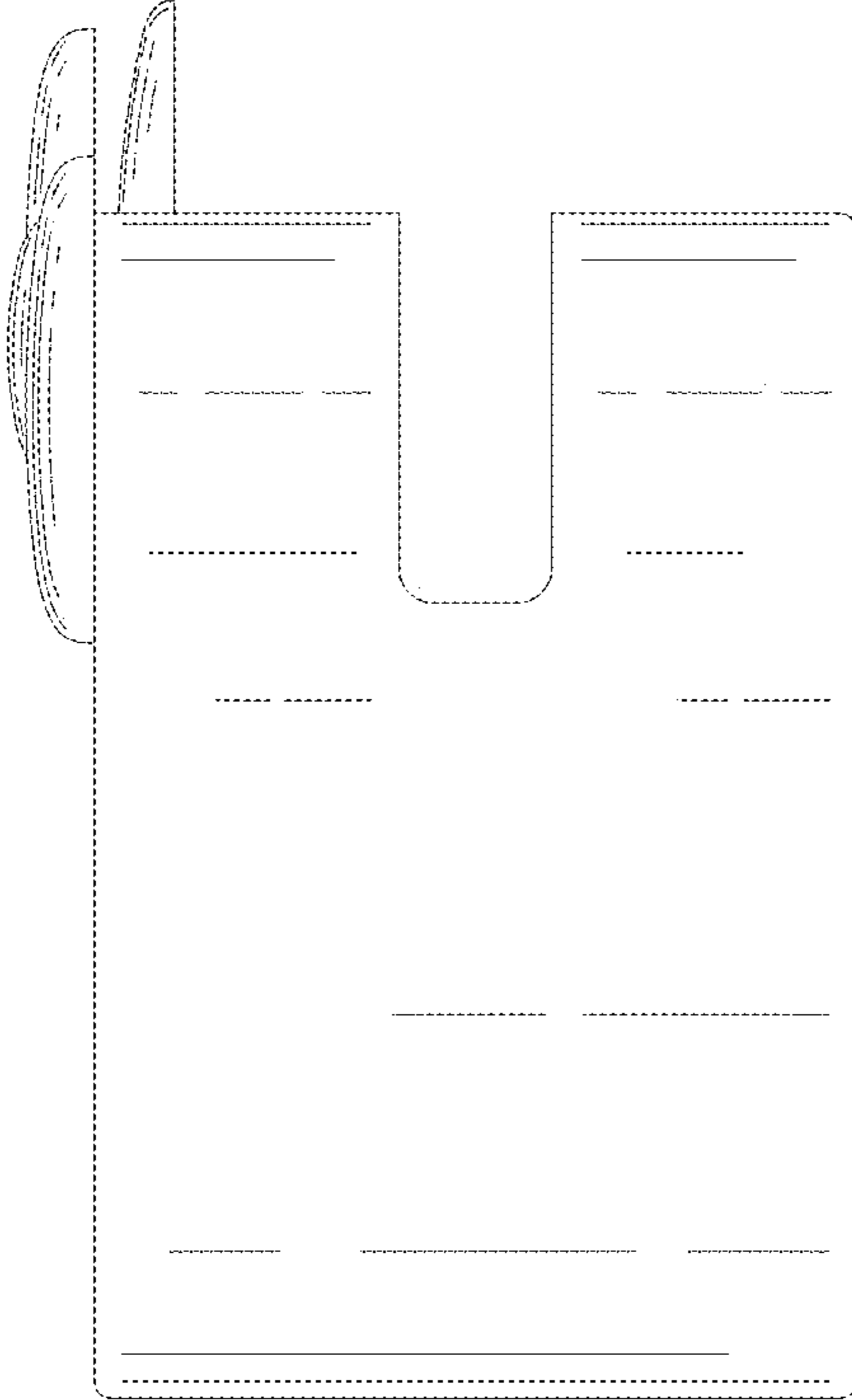


FIG. 5

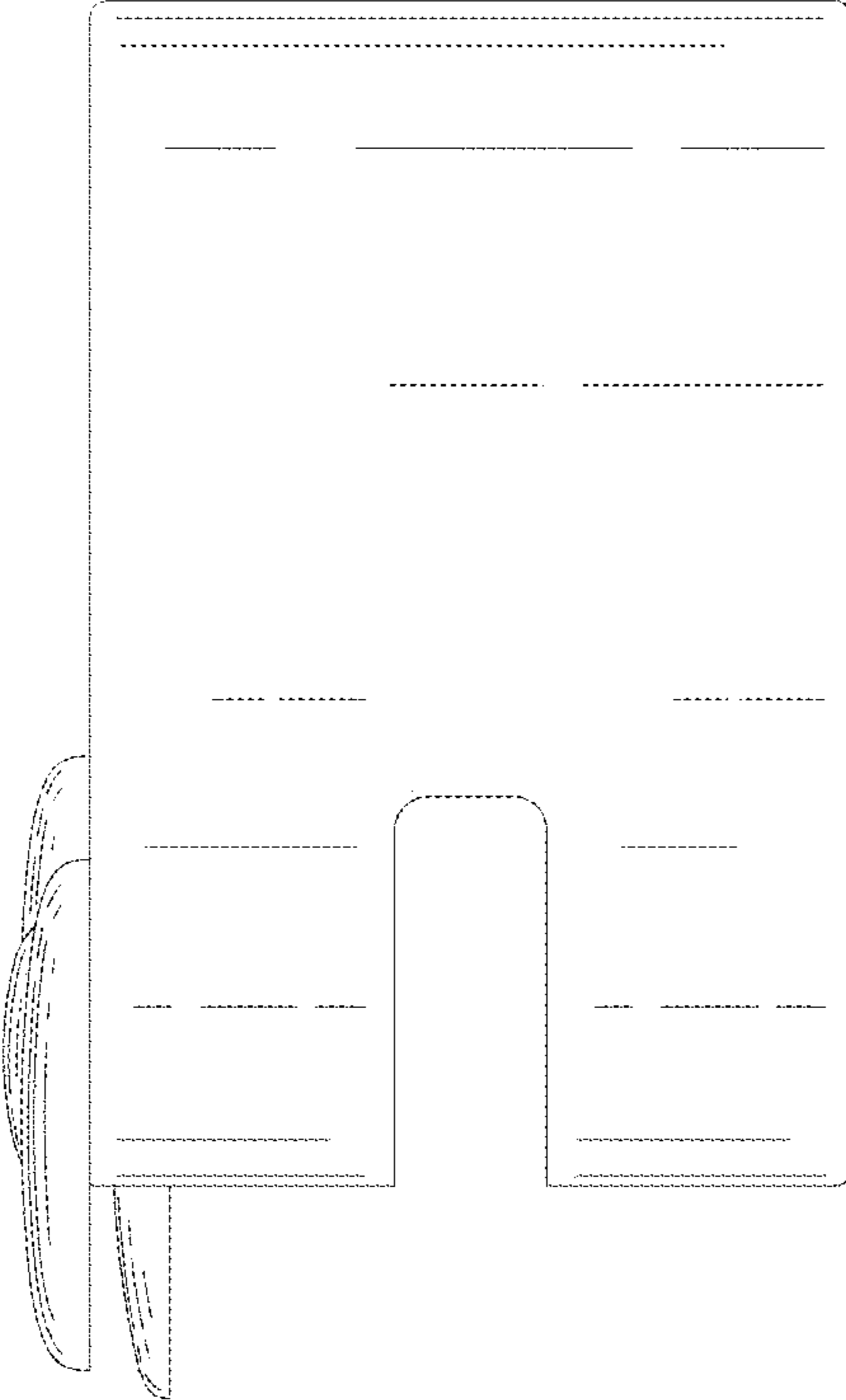


FIG. 6

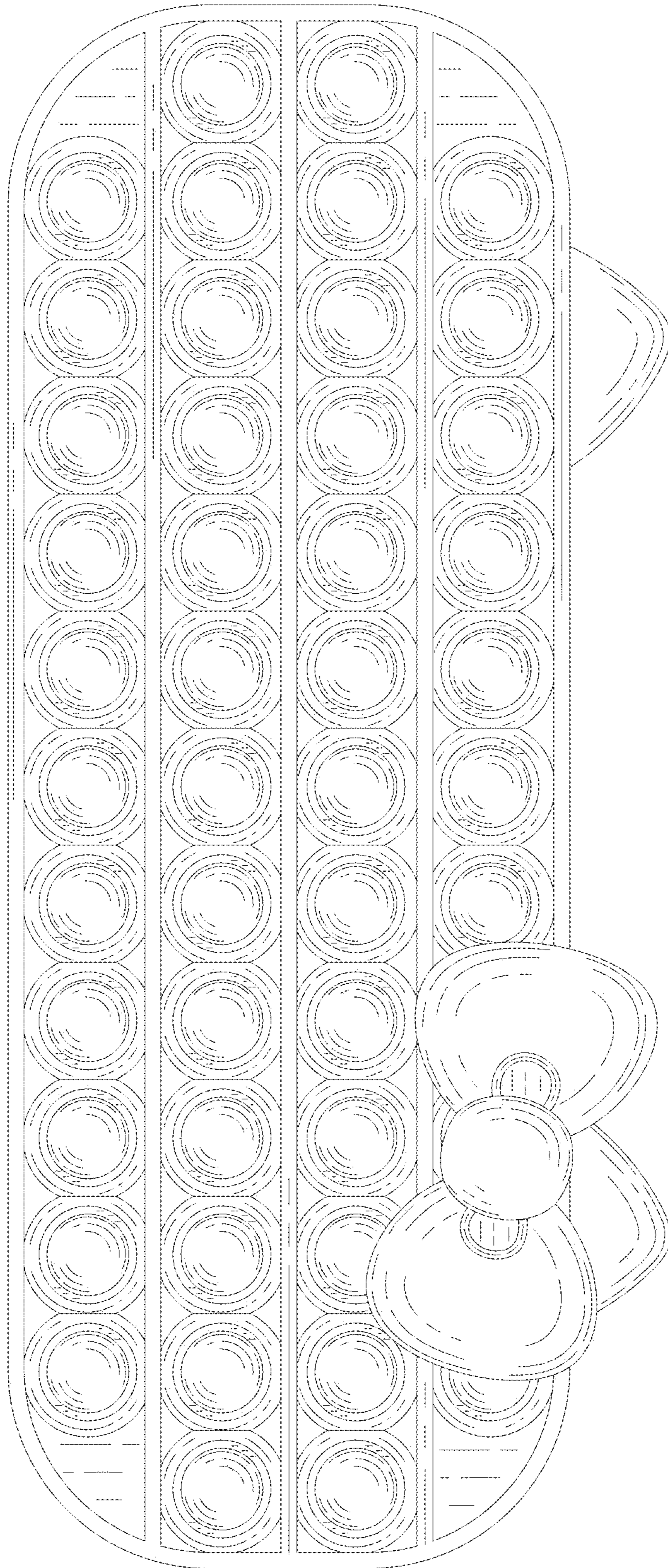


FIG. 7




FIG. 8