



US00D976553S

(12) **United States Design Patent** (10) **Patent No.:** **US D976,553 S**
Dowd et al. (45) **Date of Patent:** **** Jan. 31, 2023**

(54) **BOOT**

(71) Applicant: **LaCrosse Footwear, Inc.**, Portland, OR (US)

(72) Inventors: **Kyle S. Dowd**, Fishers, IN (US); **Ryan James Foust**, Portland, OR (US)

(73) Assignee: **LaCrosse Footwear, Inc.**, Portland, OR (US)

(**) Term: **15 Years**

(21) Appl. No.: **29/707,750**

(22) Filed: **Sep. 30, 2019**

Related U.S. Application Data

(60) Continuation of application No. 29/678,190, filed on Jan. 25, 2019, now Pat. No. Des. 862,851, which is a continuation of application No. 29/640,199, filed on Mar. 12, 2018, now Pat. No. Des. 839,580, which is a division of application No. 29/595,894, filed on Mar. 2, 2017, now Pat. No. Des. 812,865, which is a continuation of application No. 29/558,635, filed on Mar. 18, 2016, now Pat. No. Des. 781,031.

(51) **LOC (14) Cl.** **02-04**

(52) **U.S. Cl.**
USPC **D2/970**; D2/910

(58) **Field of Classification Search**
USPC D2/896–900, 909–915, 943–946,
D2/969–974, 999
CPC A43B 3/02; A43B 5/00–06; A43B 7/06;
A43B 3/08; A43B 23/00; A43B 23/02;
A43B 3/16; A43B 3/163; A43B 5/145;
A43B 3/06; A43B 5/16

See application file for complete search history.

(56) **References Cited**

U.S. PATENT DOCUMENTS

342,806 A	6/1886	Moor	
775,795 A	11/1904	Bone et al.	
1,154,109 A	9/1915	Flannigan	
D67,571 S	6/1925	Blair	
D106,649 S	10/1937	Casey	
D133,632 S *	9/1942	Bingham, Jr.	D2/911
D236,665 S	9/1975	Massacre	
D238,910 S	2/1976	Persson et al.	
D239,341 S	3/1976	Heckel	
D253,496 S *	11/1979	Douglas	D2/910
5,950,333 A *	9/1999	Tsen	A43B 5/001 36/97
D427,752 S *	7/2000	Coffman	D2/906
D457,713 S *	5/2002	Trammel	D2/897
D566,955 S	4/2008	Belley et al.	
D579,645 S	11/2008	Guers-Neyraud	
D624,295 S	9/2010	McCarron	
D638,214 S	5/2011	Blakeslee	
D657,948 S	4/2012	Spring	
D701,374 S	3/2014	Feller et al.	
D701,381 S	3/2014	Spring	

(Continued)

Primary Examiner — Rashida C. Walshon
(74) *Attorney, Agent, or Firm* — Perkins Coie LLP

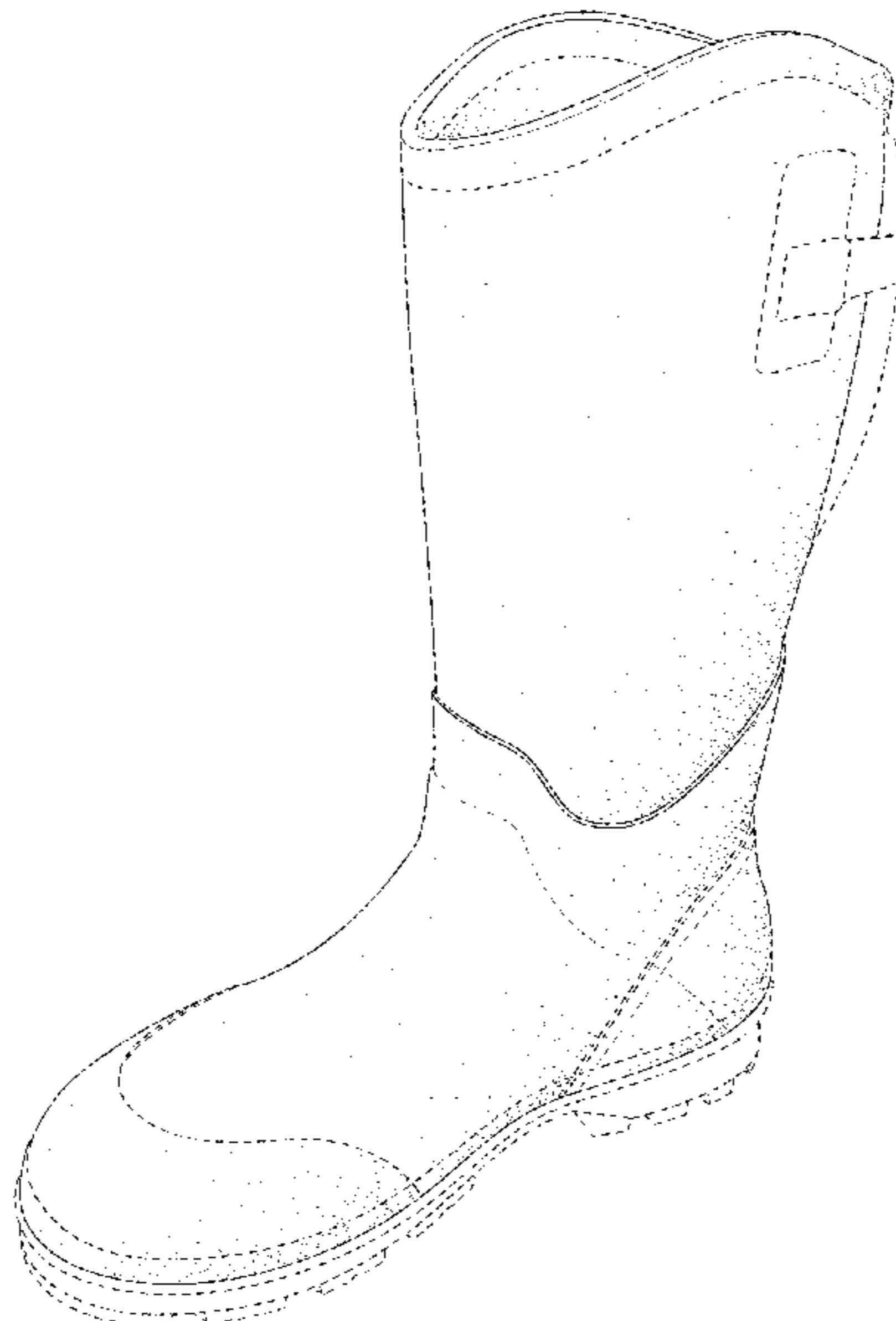
(57) **CLAIM**

The ornamental design for a boot, as shown and described.

DESCRIPTION

FIG. 1 is an isometric view of a boot showing our new design.
FIG. 2 is a front elevational view thereof.
FIG. 3 is a rear elevational view thereof.
FIG. 4 is a right-side elevational view thereof.
FIG. 5 is a left-side elevational view thereof.
FIG. 6 is a top plan view thereof; and,
FIG. 7 is a bottom plan view thereof.
The broken lines in the drawings depict parts of the boot that form no part of the claimed design.

1 Claim, 7 Drawing Sheets



(56)

References Cited

U.S. PATENT DOCUMENTS

D712,638 S	9/2014	Barker et al.	
D723,259 S	3/2015	Norwood	
D730,024 S	5/2015	McCusker-Short	
D734,604 S	7/2015	Doyle	
D747,078 S	1/2016	Feller et al.	
D769,598 S	10/2016	Mcclaskie	
D770,157 S	11/2016	Mcclaskie	
D772,548 S	11/2016	Radabaugh	
D775,795 S	1/2017	Mcclaskie	
D781,030 S	3/2017	Foust	
D781,031 S	3/2017	Dowd et al.	
D812,865 S	3/2018	Dowd et al.	
D839,580 S	2/2019	Dowd et al.	
D846,239 S *	4/2019	Redon	D2/902
D862,851 S	10/2019	Dowd et al.	

* cited by examiner




Fig. 1

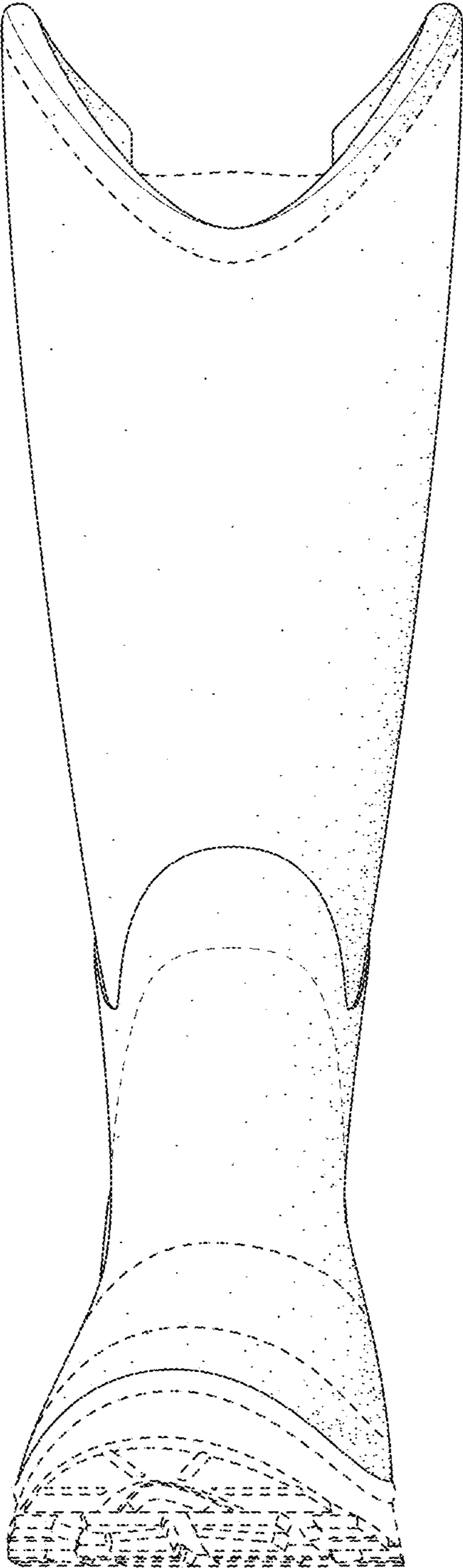


Fig. 2

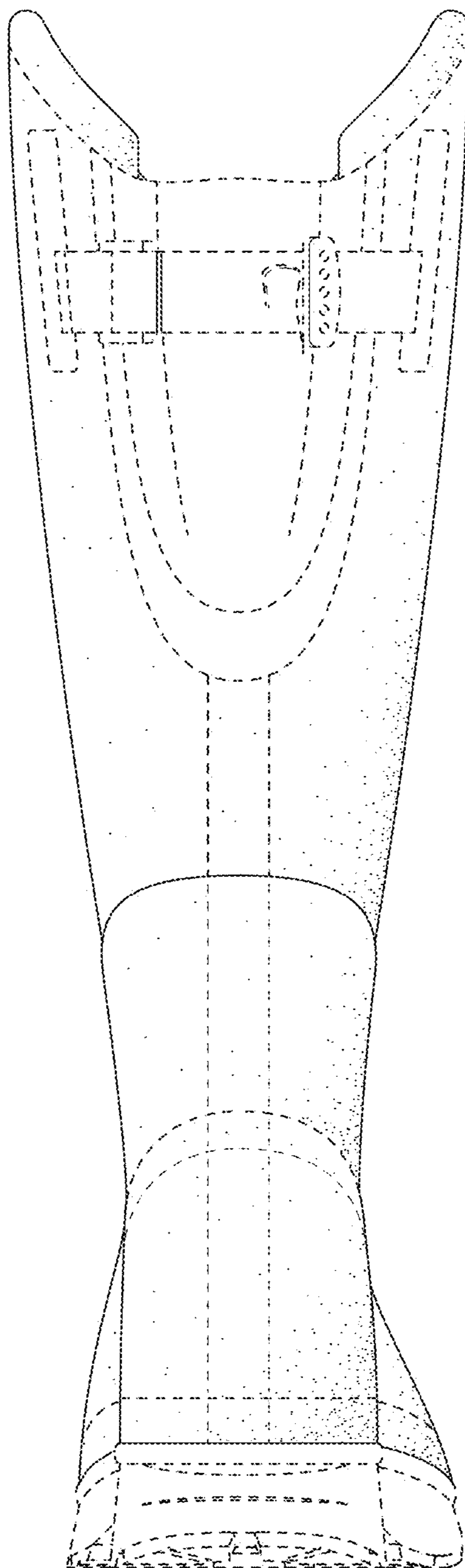


Fig. 3

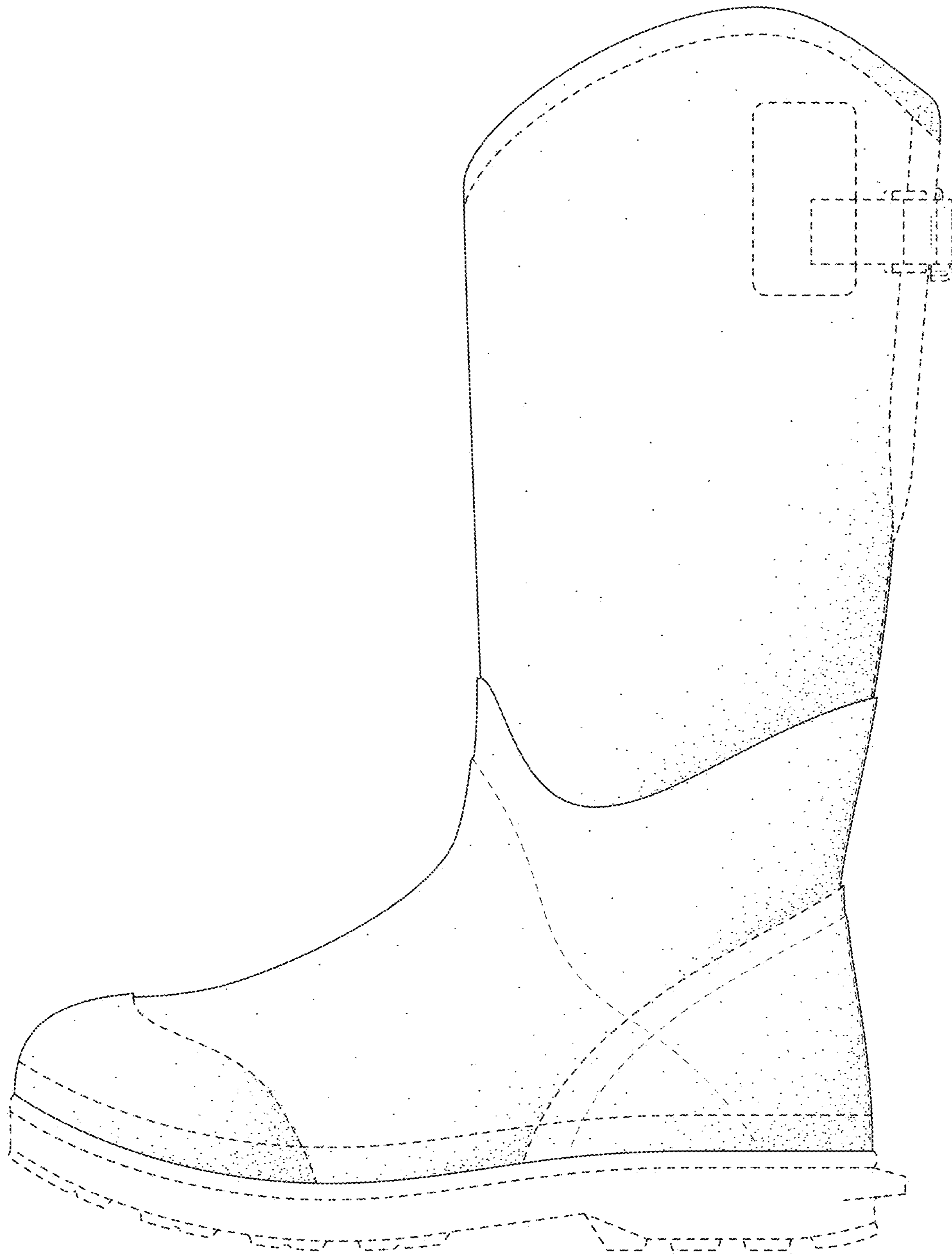


Fig. 4

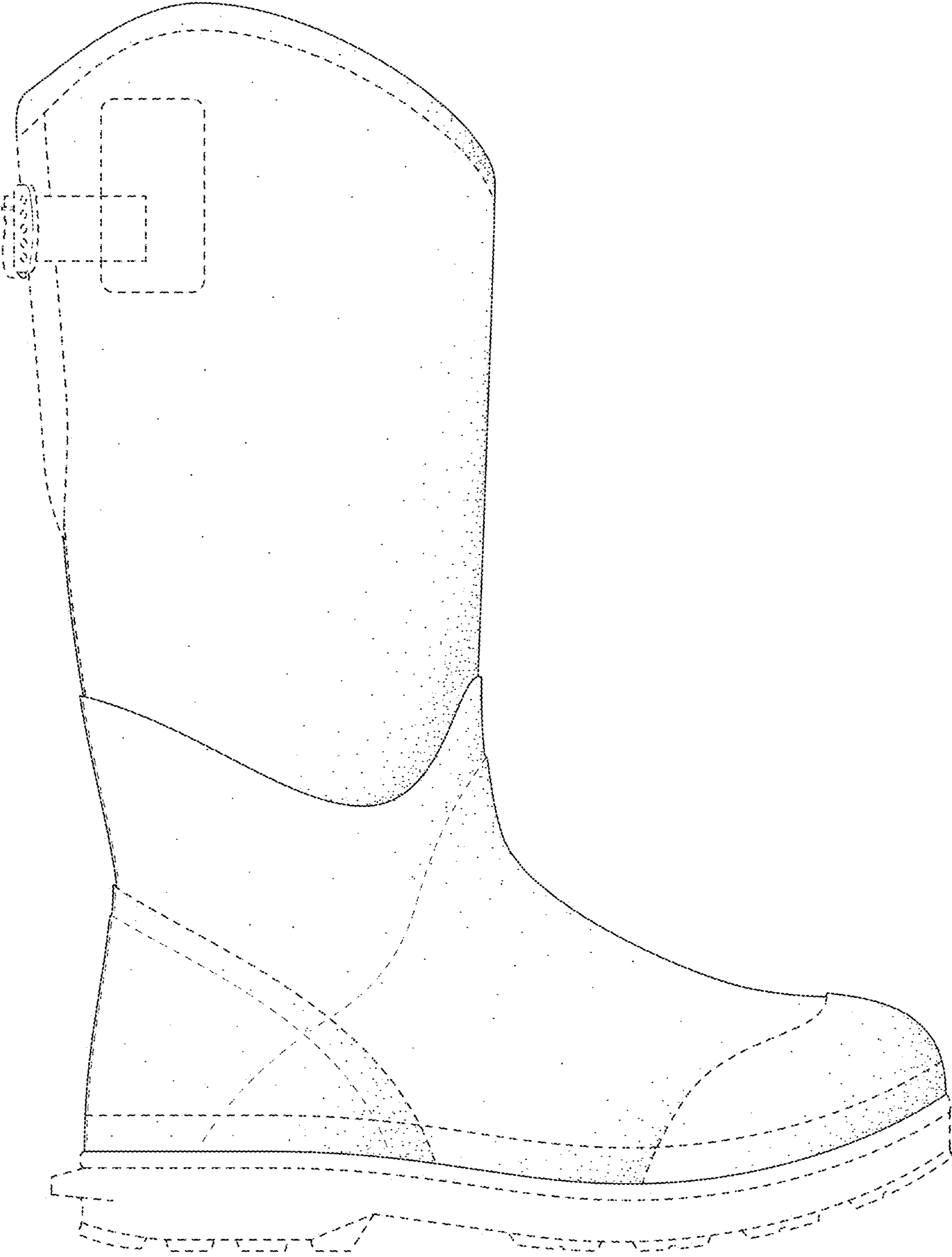


Fig. 5

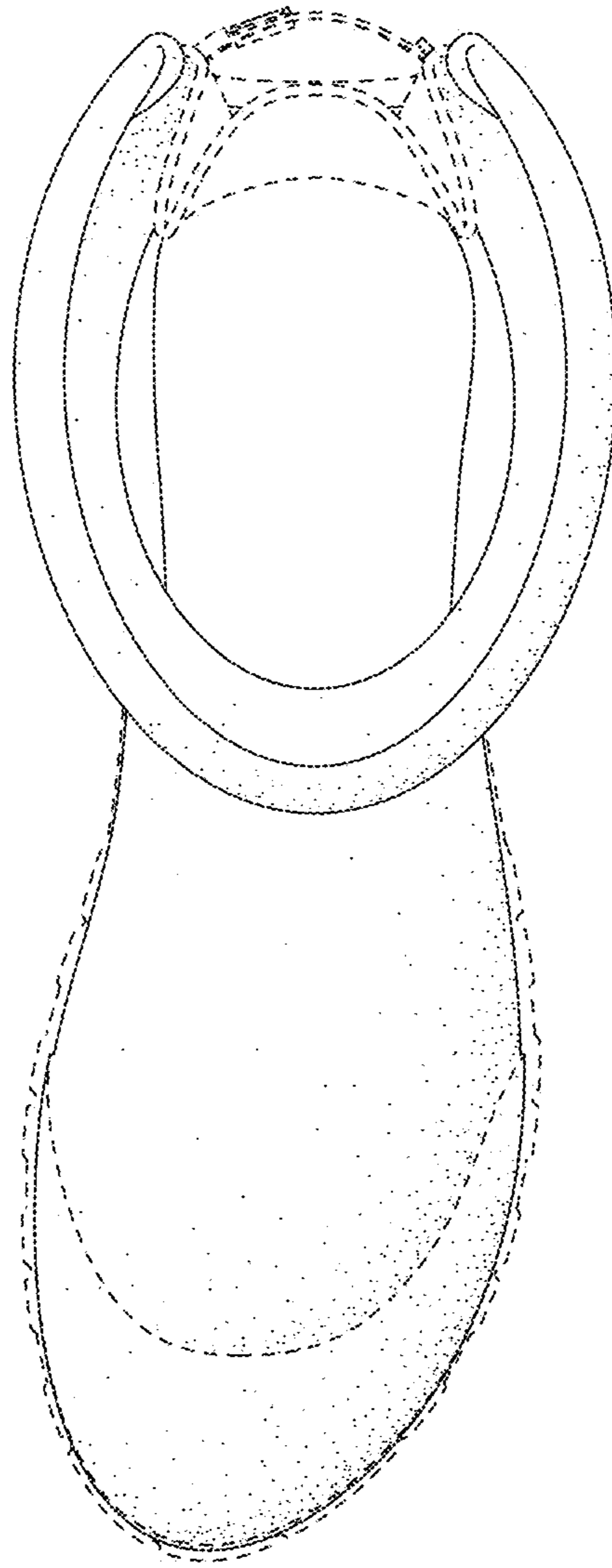


Fig. 6

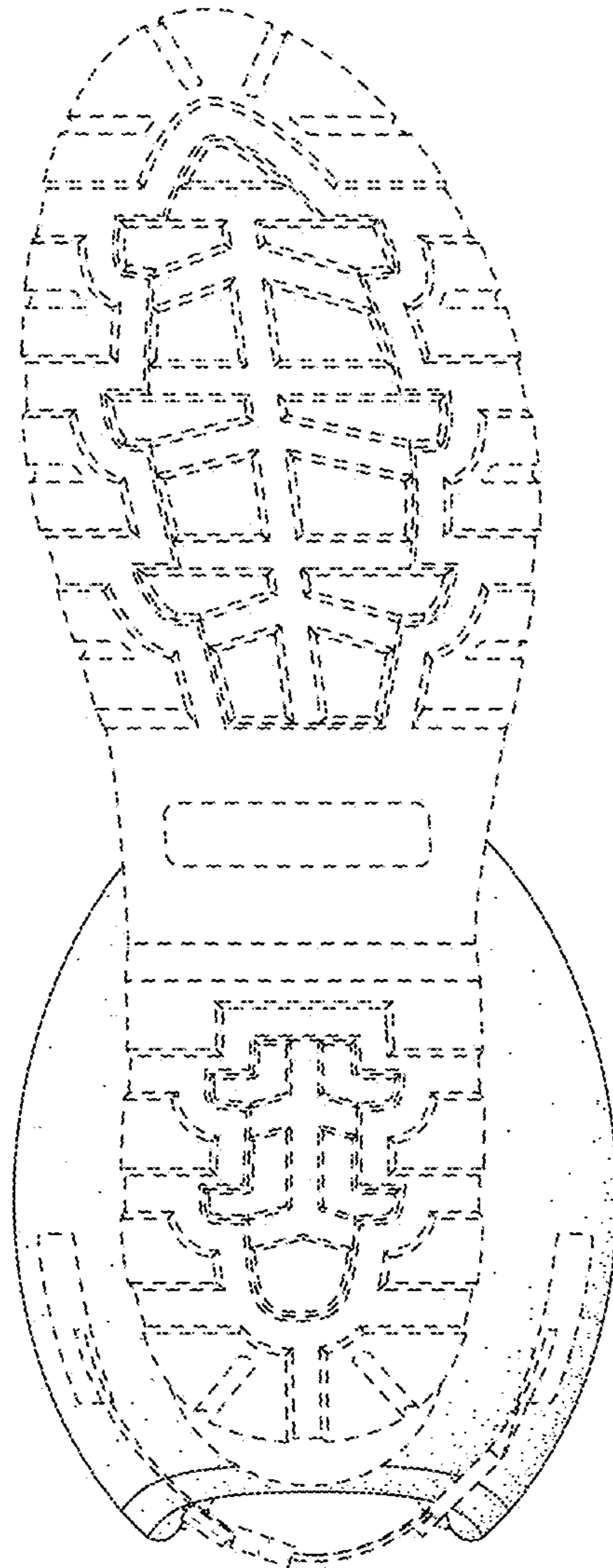


Fig. 7