



US00D976538S

(12) **United States Design Patent**  
**Foust**

(10) **Patent No.:** **US D976,538 S**  
(45) **Date of Patent:** **\*\* Jan. 31, 2023**

(54) **BOOT**

(71) Applicant: **LaCrosse Footwear, Inc.**, Portland, OR (US)

(72) Inventor: **Ryan James Foust**, Portland, OR (US)

(73) Assignee: **LaCrosse Footwear, Inc.**, Portland, OR (US)

(\*\*) Term: **15 Years**

(21) Appl. No.: **29/776,990**

(22) Filed: **Apr. 1, 2021**

D346,897 S *	5/1994	Morris	.....	D2/912
D347,108 S *	5/1994	Foster	.....	D2/970
D349,806 S *	8/1994	Minkin	.....	D2/900
D381,798 S *	8/1997	Cyr	.....	D2/970
D382,992 S	9/1997	Chiu		
D403,148 S *	12/1998	Kelchak	.....	D2/970
D404,905 S	2/1999	Kelchak		
D420,498 S	2/2000	Wilson		
D421,835 S *	3/2000	Akhidime	.....	D2/909
D423,204 S *	4/2000	Lamprou	.....	D2/907
D424,290 S	5/2000	Lamprou		
D654,668 S	2/2012	Van Zyll De Jong et al.		
D686,813 S	7/2013	Lam		
D699,932 S	2/2014	Lubart		
D790,814 S	7/2017	Theobald		
D805,275 S	12/2017	Foust		
D915,053 S	4/2021	Foust		

\* cited by examiner

**Related U.S. Application Data**

(63) Continuation of application No. 29/691,207, filed on May 14, 2019, now Pat. No. Des. 915,053.

(51) **LOC (14) Cl.** ..... **02-04**

(52) **U.S. Cl.**  
USPC ..... **D2/912**; D2/943

(58) **Field of Classification Search**  
USPC ..... D2/896-900, 909-912, 920, 943, 944,  
D2/946, 969, 970-974

CPC ..... A43B 23/07; A43B 3/16; A43B 23/00;  
A43B 23/02; A43B 5/04; A43B 3/02  
See application file for complete search history.

(56) **References Cited**

**U.S. PATENT DOCUMENTS**

1,952,628 A *	3/1934	MacDonald	.....	A43B 5/10 12/142 E
3,545,107 A *	12/1970	Cinquegrana	.....	A43B 3/02 36/105
D296,037 S *	6/1988	Brown	.....	D2/970

*Primary Examiner* — Rashida C. Walshon

(74) *Attorney, Agent, or Firm* — Perkins Coie LLP

(57) **CLAIM**

The ornamental design for a boot, as shown and described.

**DESCRIPTION**

FIG. 1 is an isometric view of a boot showing the new design.

FIG. 2 is a right-side view thereof.

FIG. 3 is a left-side view thereof.

FIG. 4 is a front view thereof.

FIG. 5 is a rear view thereof.

FIG. 6 is a top view thereof; and,

FIG. 7 is a bottom view thereof.

The broken lines in the drawings represent portions of the boot that form no part of the claim.

**1 Claim, 7 Drawing Sheets**





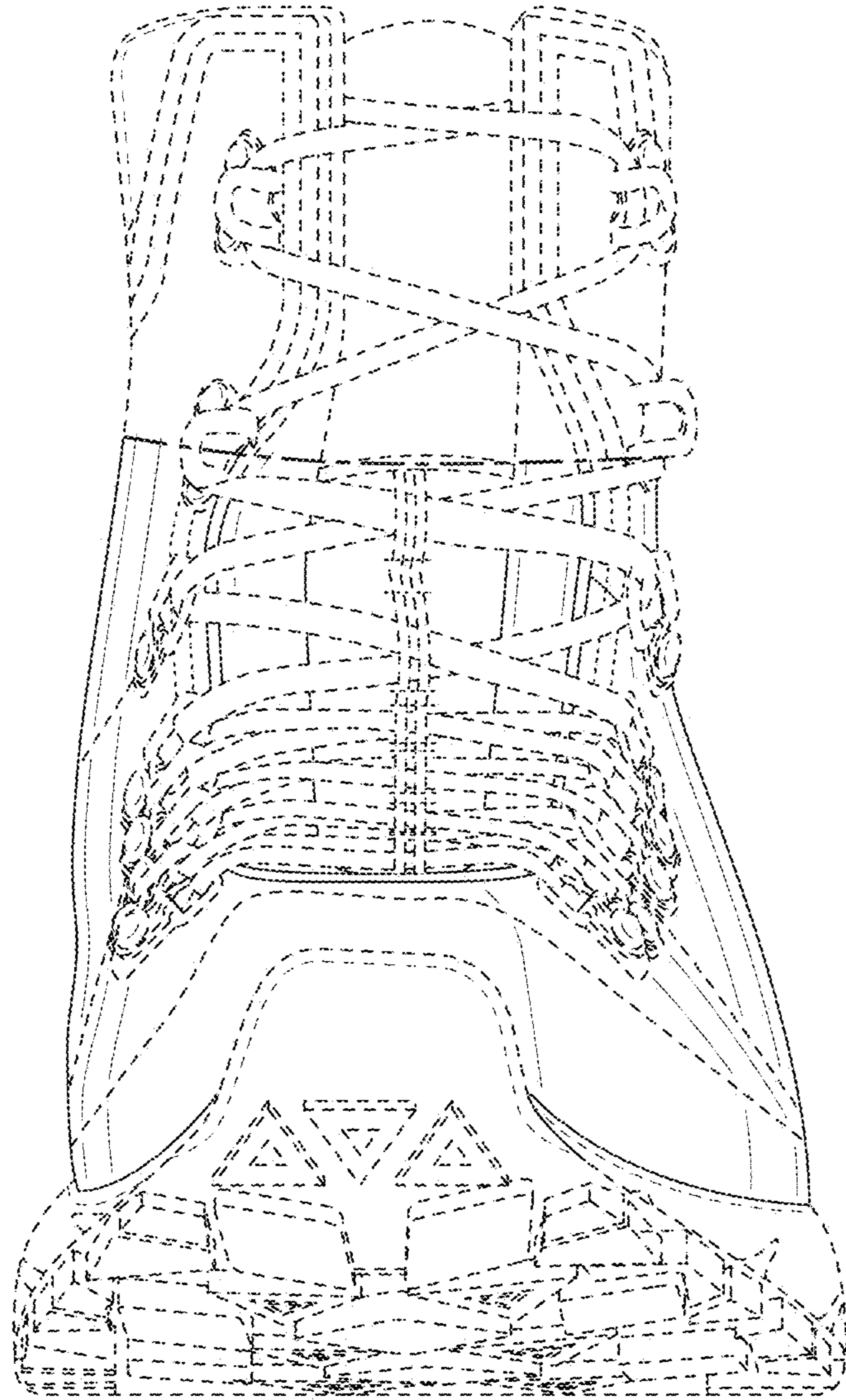
Fig. 1



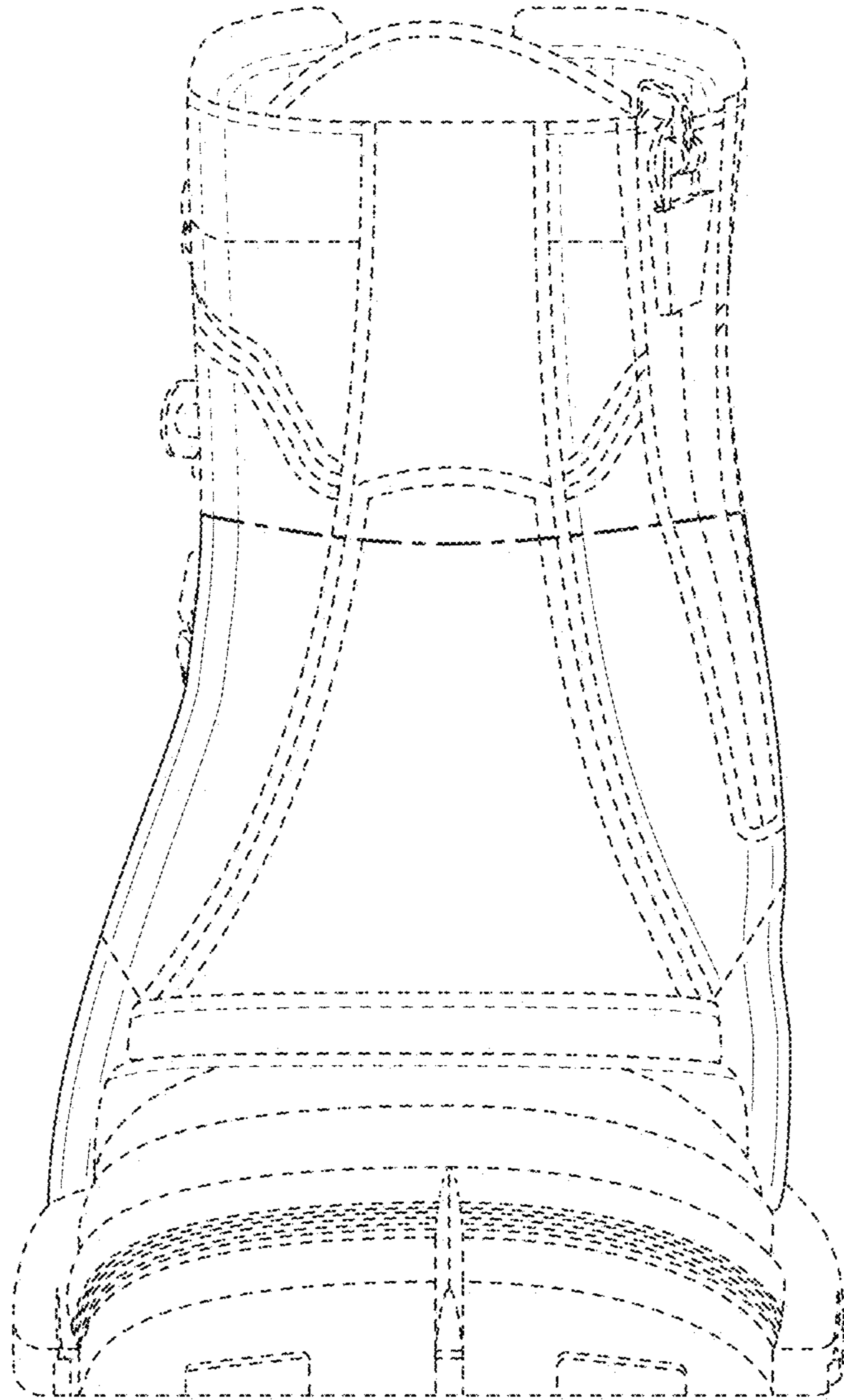
Fig. 2



Fig. 3



*Fig. 4*



*Fig. 5*

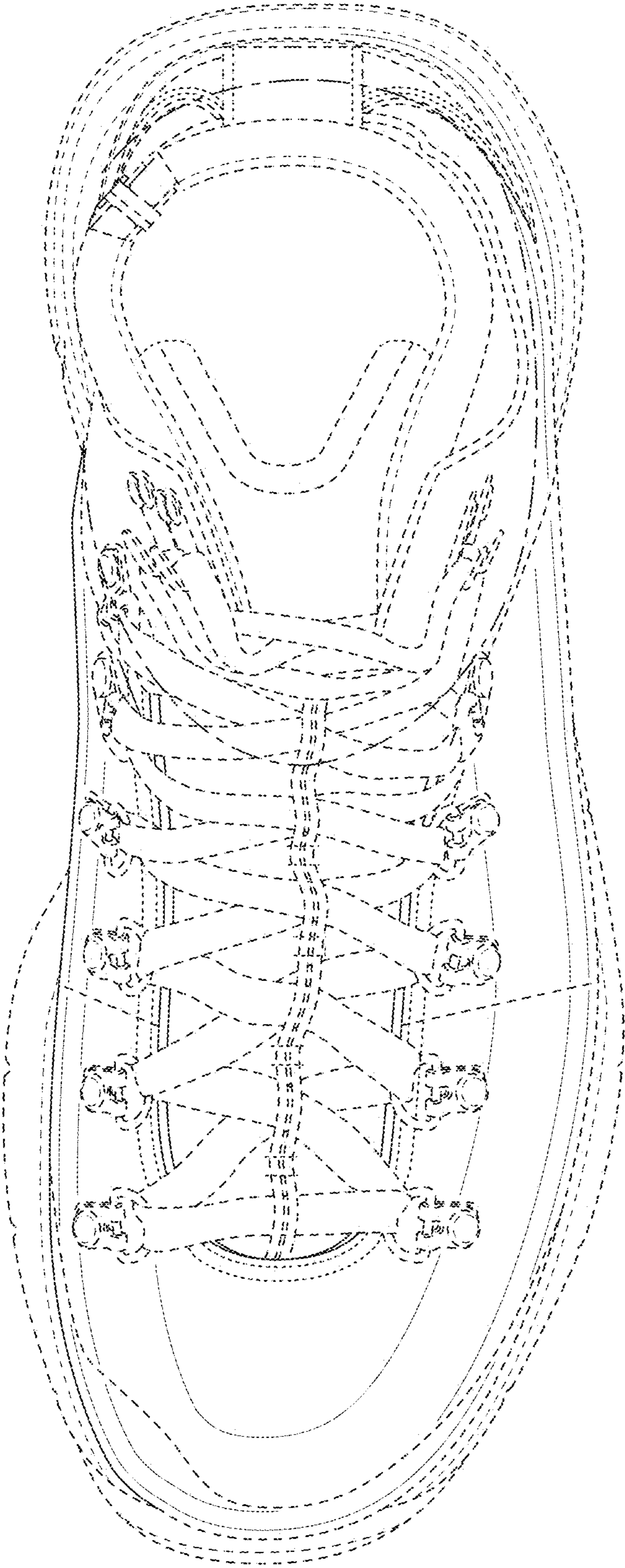
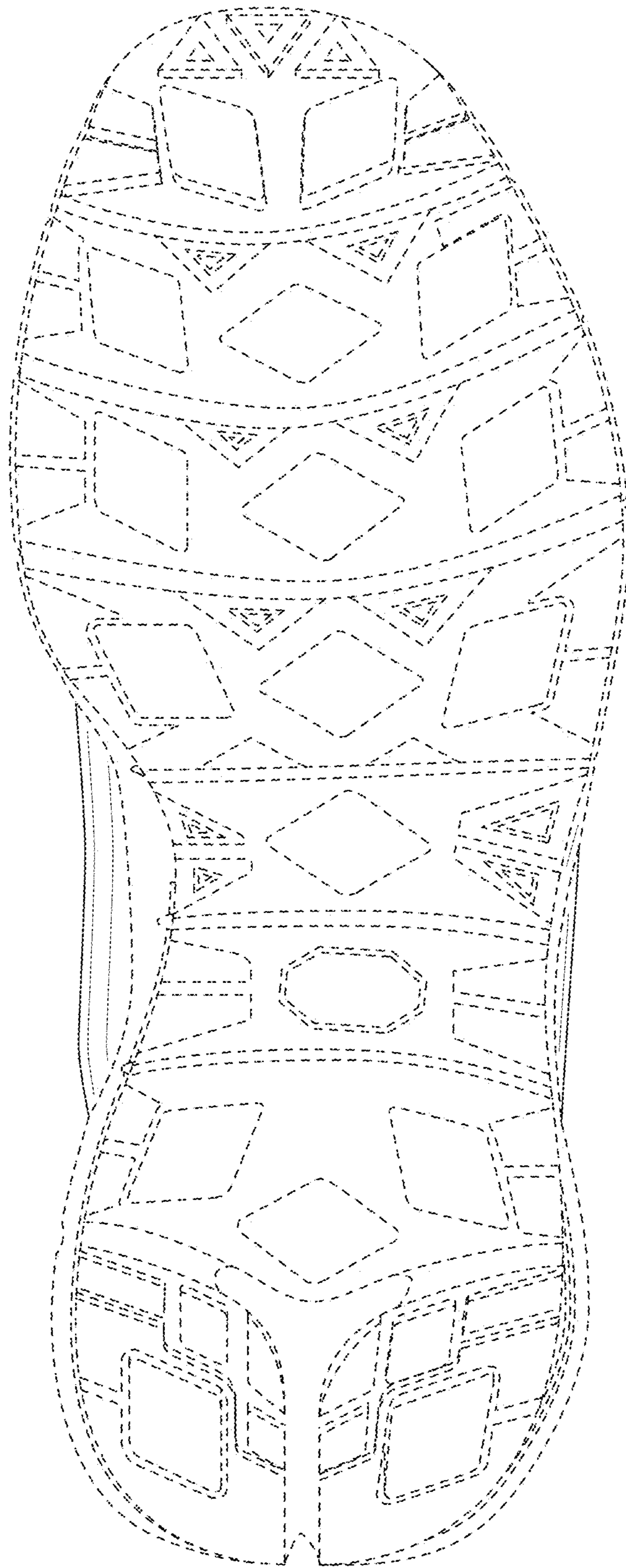


Fig. 6



*Fig. 7*