



US00D976522S

(12) **United States Design Patent**  
**Peters**

(10) **Patent No.:** **US D976,522 S**  
(45) **Date of Patent:** **\*\* Jan. 31, 2023**

(54) **COOKIE**  
(71) Applicant: **Cookie Rich LLC**, Austin, TX (US)  
(72) Inventor: **Lorin Michel Peters**, Austin, TX (US)  
(73) Assignee: **Cookie Rich LLC**, Austin, TX (US)  
(\*\*) Term: **15 Years**  
(21) Appl. No.: **29/778,019**

D315,241 S \* 3/1991 Constance ..... D1/128  
D371,144 S \* 6/1996 Dunn ..... D15/89  
5,789,008 A \* 8/1998 Monte ..... A21D 13/24  
426/549  
D398,135 S \* 9/1998 Biniaris ..... D1/124  
D539,469 S \* 3/2007 Chen ..... D27/152  
D632,456 S \* 2/2011 Roskam ..... D1/129  
D792,050 S \* 7/2017 Richhart ..... D1/129  
D830,665 S \* 10/2018 Hirose ..... D1/116  
D909,007 S \* 2/2021 Wang ..... D1/128  
D945,112 S \* 3/2022 Rowe ..... D1/122  
2003/0203077 A1\* 10/2003 Charles ..... A21D 13/36  
426/100

(22) Filed: **Apr. 9, 2021**  
(51) **LOC (14) Cl.** ..... **01-01**  
(52) **U.S. Cl.**  
USPC ..... **D1/128**; D1/130  
(58) **Field of Classification Search**  
USPC ..... D1/100–130, 199; 426/5, 76, 87, 92, 94,  
426/95, 99, 101, 103, 104, 108, 138–139,  
426/143, 144, 279, 282, 283, 391, 514,  
426/549, 559, 560, 660, 808, 249, 516;  
D21/386, 803; D25/138; D7/359;  
D6/597, 601, 595, 598; 119/710;  
D30/160; D9/436, 447, 452, 453, 456,  
D9/669; D24/101–104; D26/125  
CPC ..... A21D 13/0022; A23L 1/1641; A47J  
37/0611; A21B 5/00; A21B 5/02  
See application file for complete search history.

\* cited by examiner

*Primary Examiner* — Katie Jane Stofko  
(74) *Attorney, Agent, or Firm* — Harper & Bates LLP;  
Shannon W. Bates

(56) **References Cited**

**U.S. PATENT DOCUMENTS**

D277,804 S \* 3/1985 Chisholm ..... D1/101  
D312,914 S \* 12/1990 Daldrup ..... 426/138

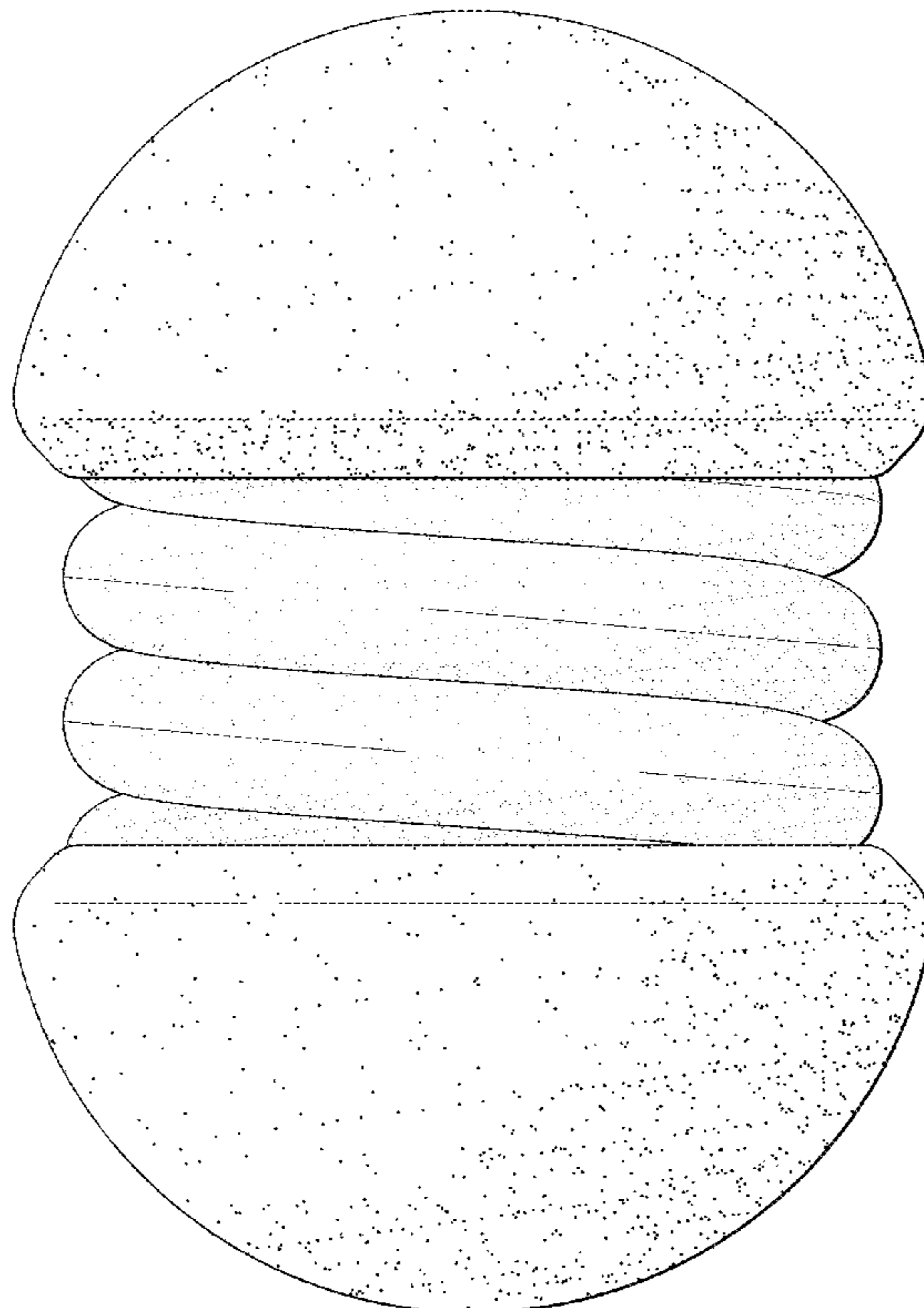
(57) **CLAIM**

The ornamental design for a cookie, as shown and described.

**DESCRIPTION**

FIG. 1 is a front, top perspective view of a cookie, showing my new design;  
FIG. 2 is a front elevation view thereof;  
FIG. 3 is a rear elevation view thereof;  
FIG. 4 is a right side elevation view thereof;  
FIG. 5 is a left side elevation view thereof;  
FIG. 6 is a top plan view thereof; and,  
FIG. 7 is a bottom plan view thereof.

**1 Claim, 7 Drawing Sheets**



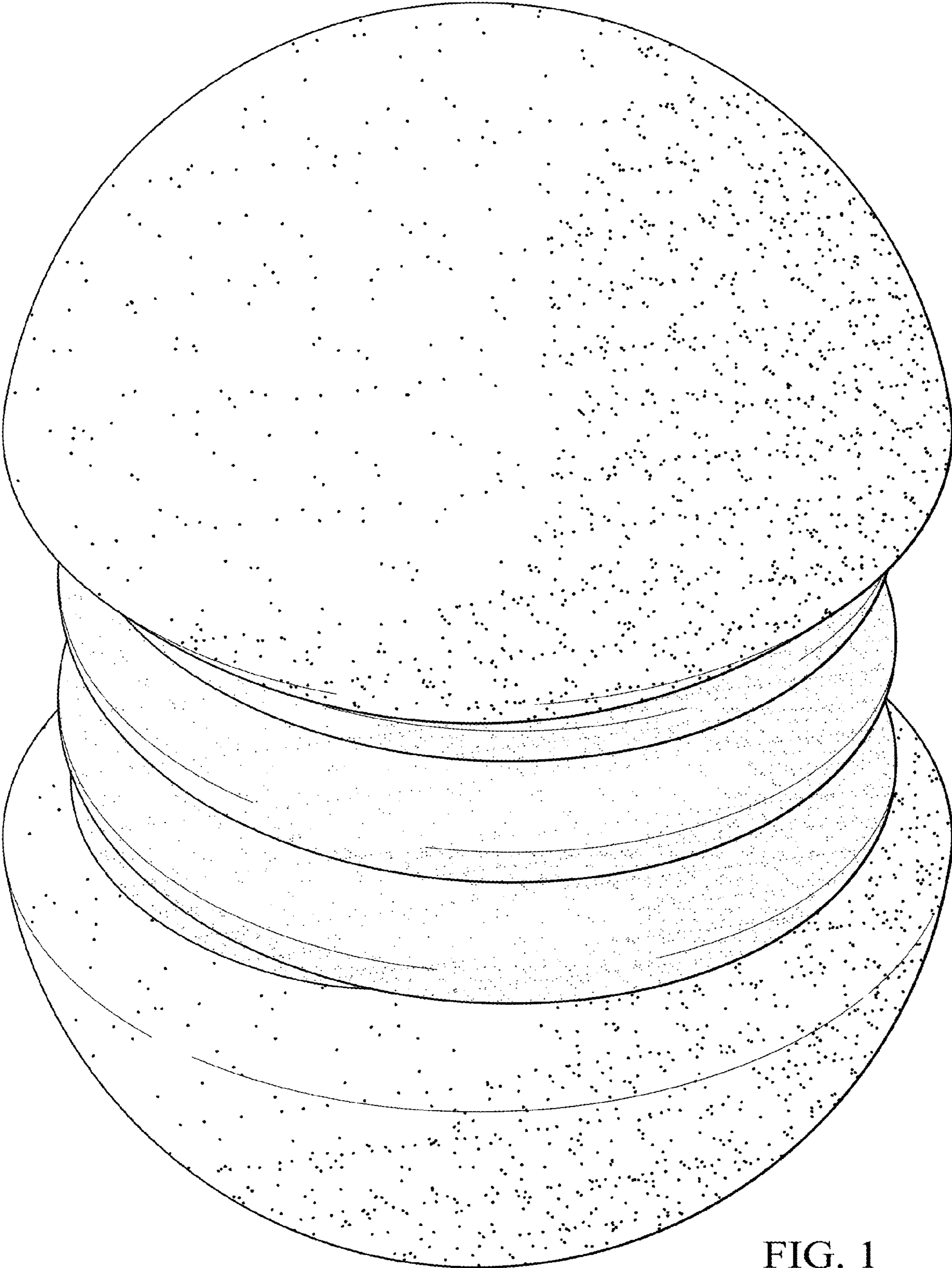


FIG. 1

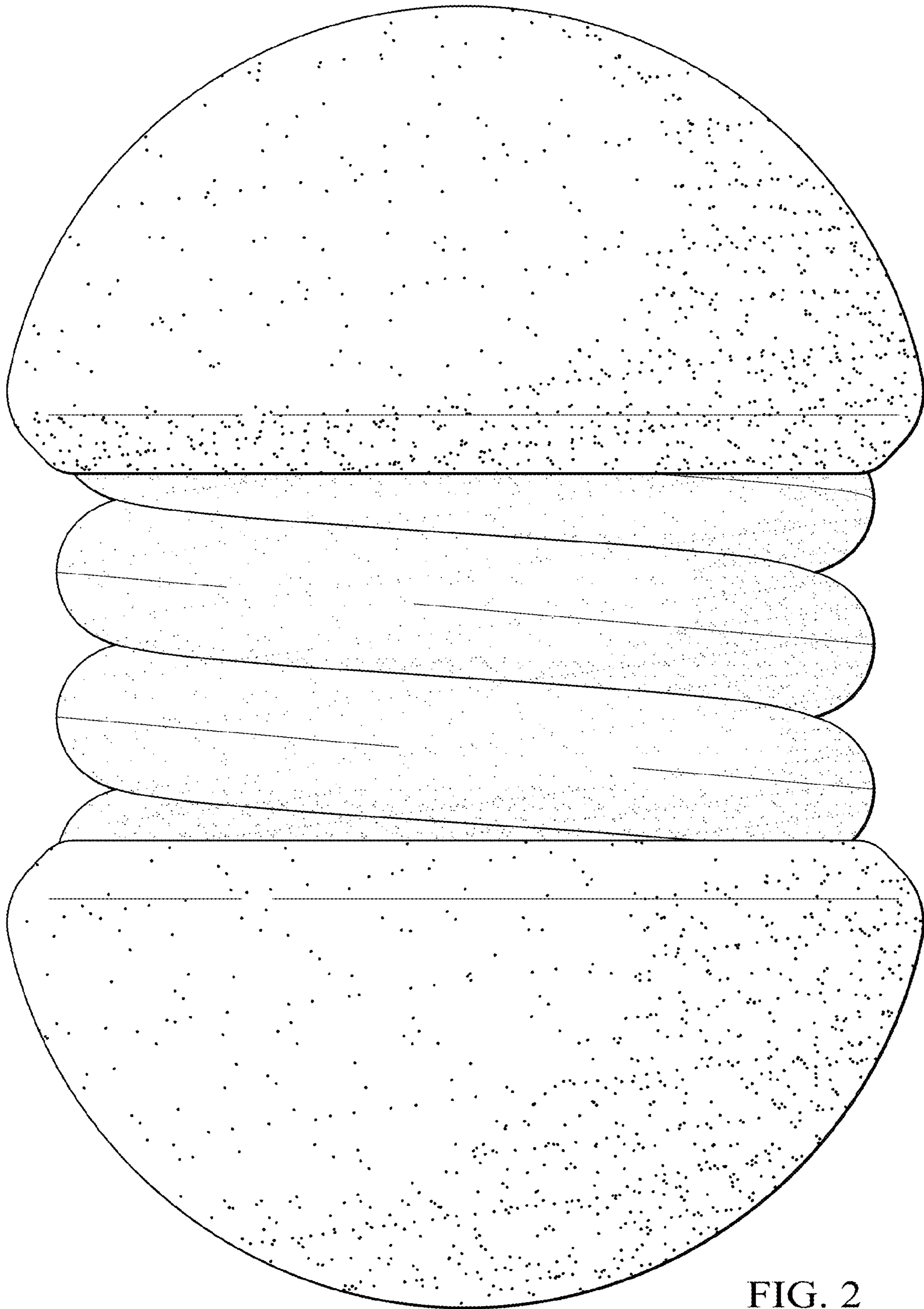


FIG. 2

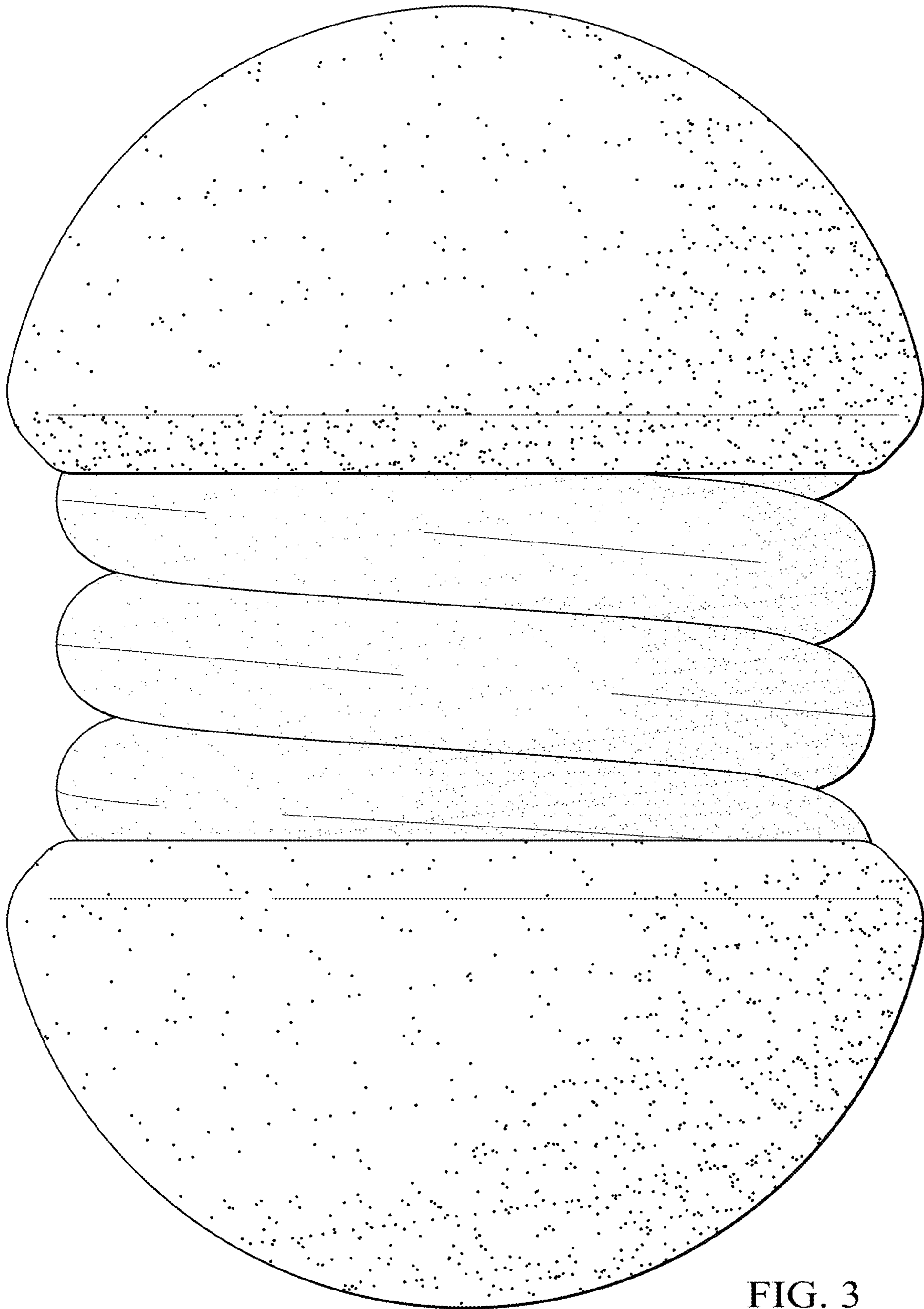


FIG. 3

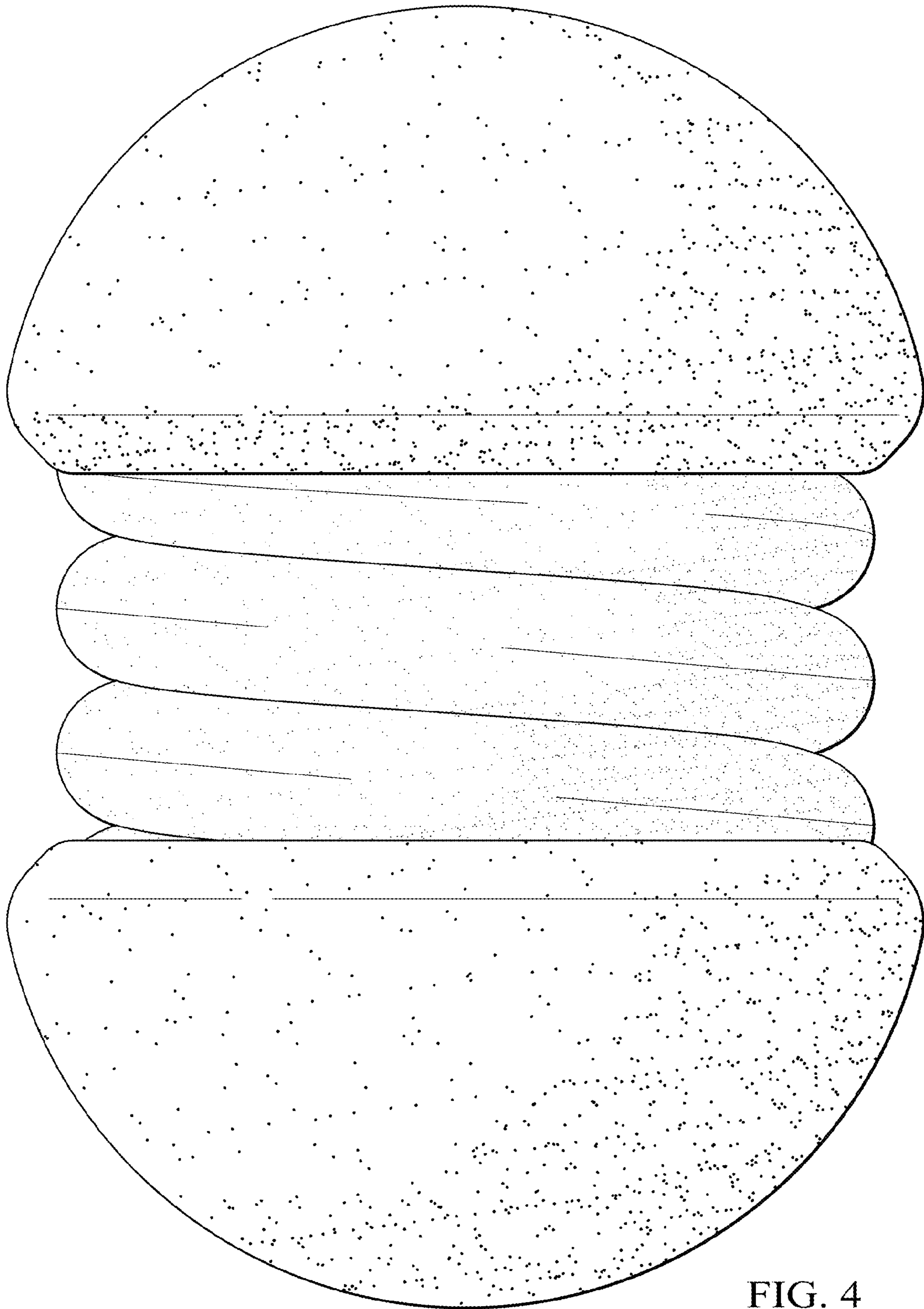


FIG. 4

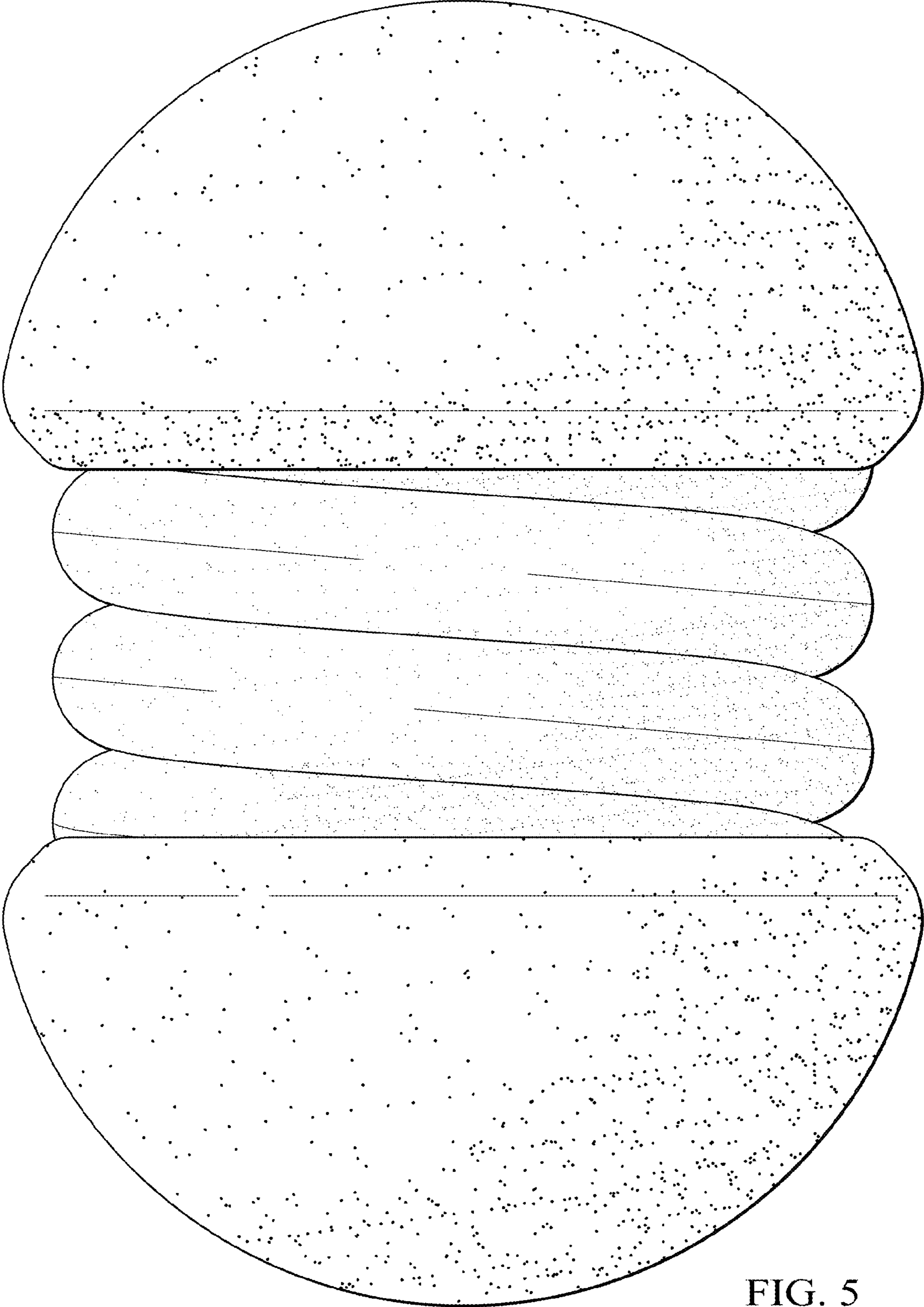


FIG. 5

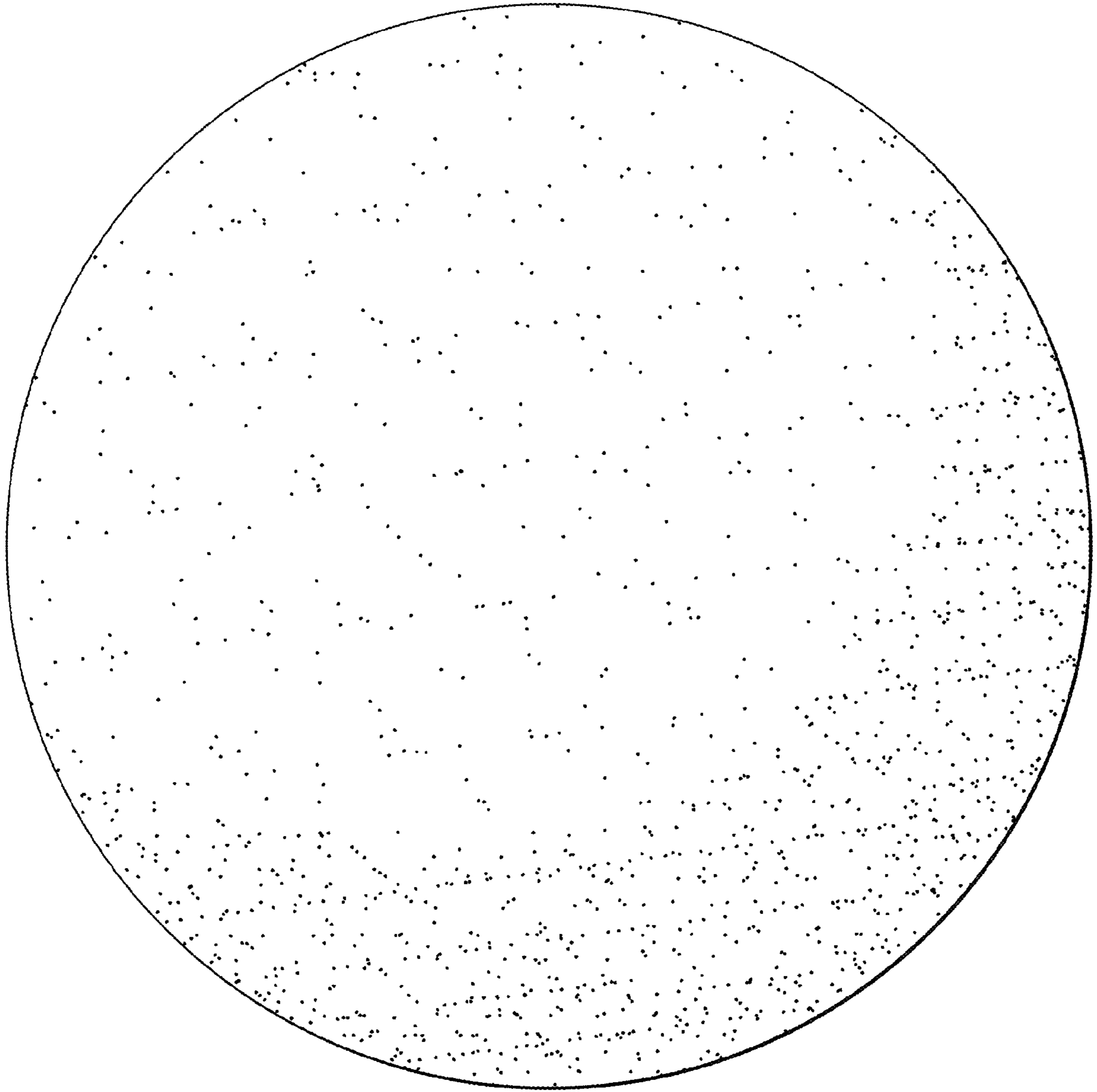


FIG. 6




FIG. 7