



US00D976465S

(12) **United States Design Patent**
Yu

(10) **Patent No.:** **US D976,465 S**
(45) **Date of Patent:** **** Jan. 24, 2023**

(54) **LED HOUSING**

(71) Applicant: **Chung Han Yu**, City of Industry, CA
(US)

(72) Inventor: **Chung Han Yu**, City of Industry, CA
(US)

(**) Term: **15 Years**

(21) Appl. No.: **29/702,325**

(22) Filed: **Aug. 19, 2019**

(51) **LOC (14) Cl.** **26-05**

(52) **U.S. Cl.**
USPC **D26/71; D26/138**

(58) **Field of Classification Search**
USPC D26/61, 63, 67-72, 85, 92, 113, 138
CPC ... F21S 8/08; F21S 8/085; F21S 8/086; F21V
21/10; F21V 21/30; F21V 29/74; F21V
29/777; F21W 2111/02; F21W 2131/103
See application file for complete search history.

(56) **References Cited**

U.S. PATENT DOCUMENTS

D615,235 S *	5/2010	Zheng	D26/71
D660,494 S *	5/2012	Wang	D26/71
D694,935 S *	12/2013	Zheng	D26/71
D695,438 S *	12/2013	Liu	D26/71
D714,990 S *	10/2014	Yu	D26/85
D715,477 S *	10/2014	Yu	D26/85
D770,659 S *	11/2016	Zhu	D26/71
D770,660 S *	11/2016	Yang	D26/71
D773,096 S *	11/2016	Zhu	D26/71
D808,056 S *	1/2018	Van Roosmalen	D26/71
D821,014 S *	6/2018	Long	F21V 21/14 D26/92
D822,261 S *	7/2018	Demuynck	D26/92
D831,254 S *	10/2018	Pouladian	D26/71
D831,872 S *	10/2018	Sinai	F21V 29/763 D26/71
D857,966 S *	8/2019	Yang	D26/85

D857,973 S *	8/2019	Joiris	D26/92
D858,862 S *	9/2019	Galloppa	D26/92
D860,497 S *	9/2019	Zhu	D26/71
D870,948 S *	12/2019	He	F21S 6/002 D26/71
D872,921 S *	1/2020	Deng	D26/71
D905,314 S *	12/2020	Pan	D26/71
D911,575 S *	2/2021	Ma	D26/71
D919,152 S *	5/2021	Pan	D26/63

(Continued)

OTHER PUBLICATIONS

Hyperikon Outdoor LED Yard or Parking Lot Light, Sep. 26, 2017, YouTube, site visited Jun. 30, 2022, url: <https://www.youtube.com/watch?v=7JIDn4blH8o> (Year: 2017).*

(Continued)

Primary Examiner — T Chase Nelson
Assistant Examiner — Rachel Wolfe
(74) *Attorney, Agent, or Firm* — Michael D. Lazarra;
Leech Tishman Fuscaldo & Lampl

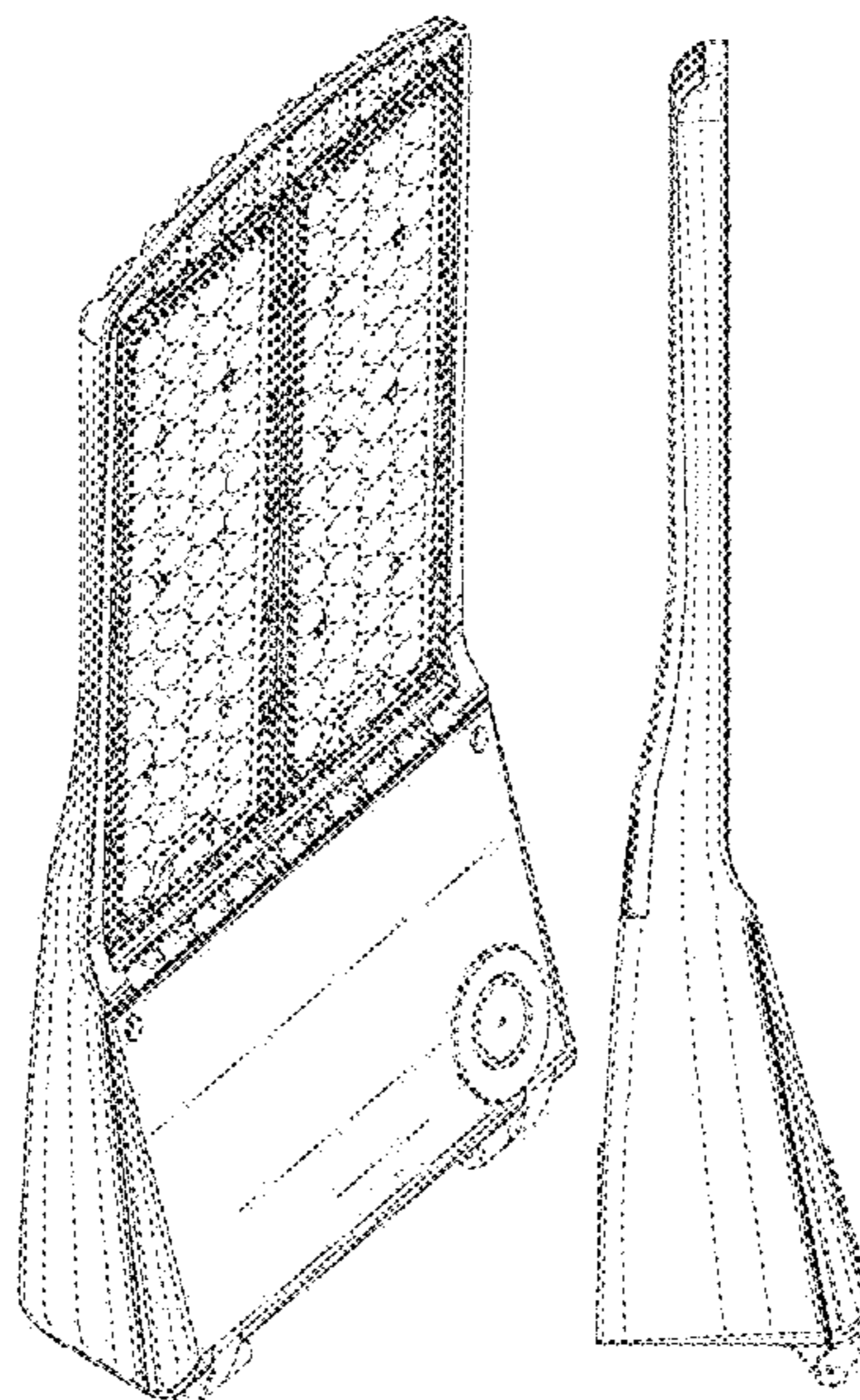
(57) **CLAIM**

The ornamental design for an LED housing, as shown and described.

DESCRIPTION

FIG. 1 is a front perspective view of the LED housing; FIG. 2 is a rear perspective view of the LED housing; FIG. 3 is a front elevational view of the LED housing; FIG. 4 is a rear elevational view of the LED housing; FIG. 5 is a left side elevational view of the LED housing; FIG. 6 is a right side elevational view of the LED housing; FIG. 7 is a top plan view of the LED housing; and, FIG. 8 is a bottom plan view of the LED housing. The broken lines depict portions of the LED housing in which the design is embodied that form no part of the claimed design.

1 Claim, 8 Drawing Sheets



(56)

References Cited

U.S. PATENT DOCUMENTS

2014/0254149 A1* 9/2014 Wang F21S 6/002
362/235
2017/0030570 A1* 2/2017 Yang F21V 29/763
2018/0080639 A1* 3/2018 Papai F21V 21/14

OTHER PUBLICATIONS

Philips Lumec Streetview SVM LED Street Light, Sep. 22, 2017,
YouTube, site visited Jun. 30, 2022, url: [https://www.youtube.com/
watch?v=7PBPk1ZfJVU](https://www.youtube.com/watch?v=7PBPk1ZfJVU) (Year: 2017).*

LED Street Lights Sri Lanka by LAXAPANA, Jun. 11, 2018,
YouTube, site visited Jun. 30, 2022, url: [https://www.youtube.com/
watch?v=aV4BfGBCwz4](https://www.youtube.com/watch?v=aV4BfGBCwz4) (Year: 2018).*

* cited by examiner

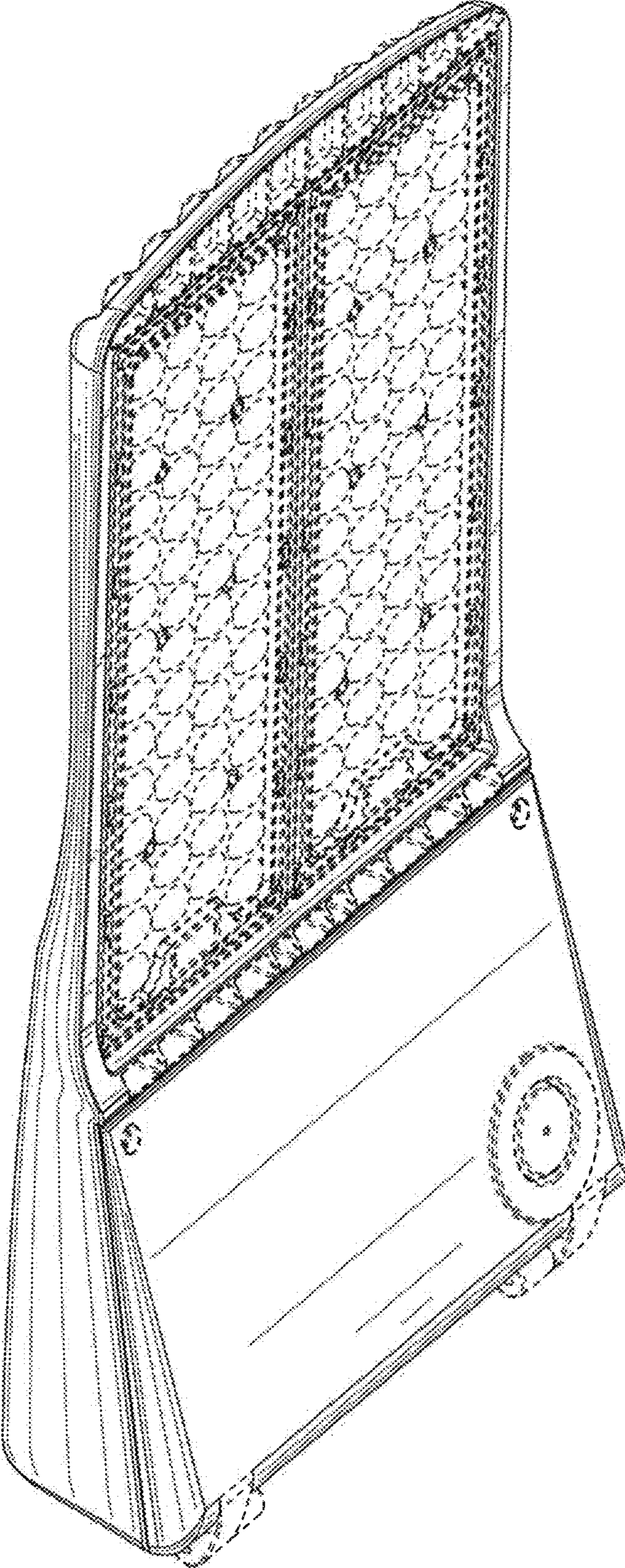


FIG. 1

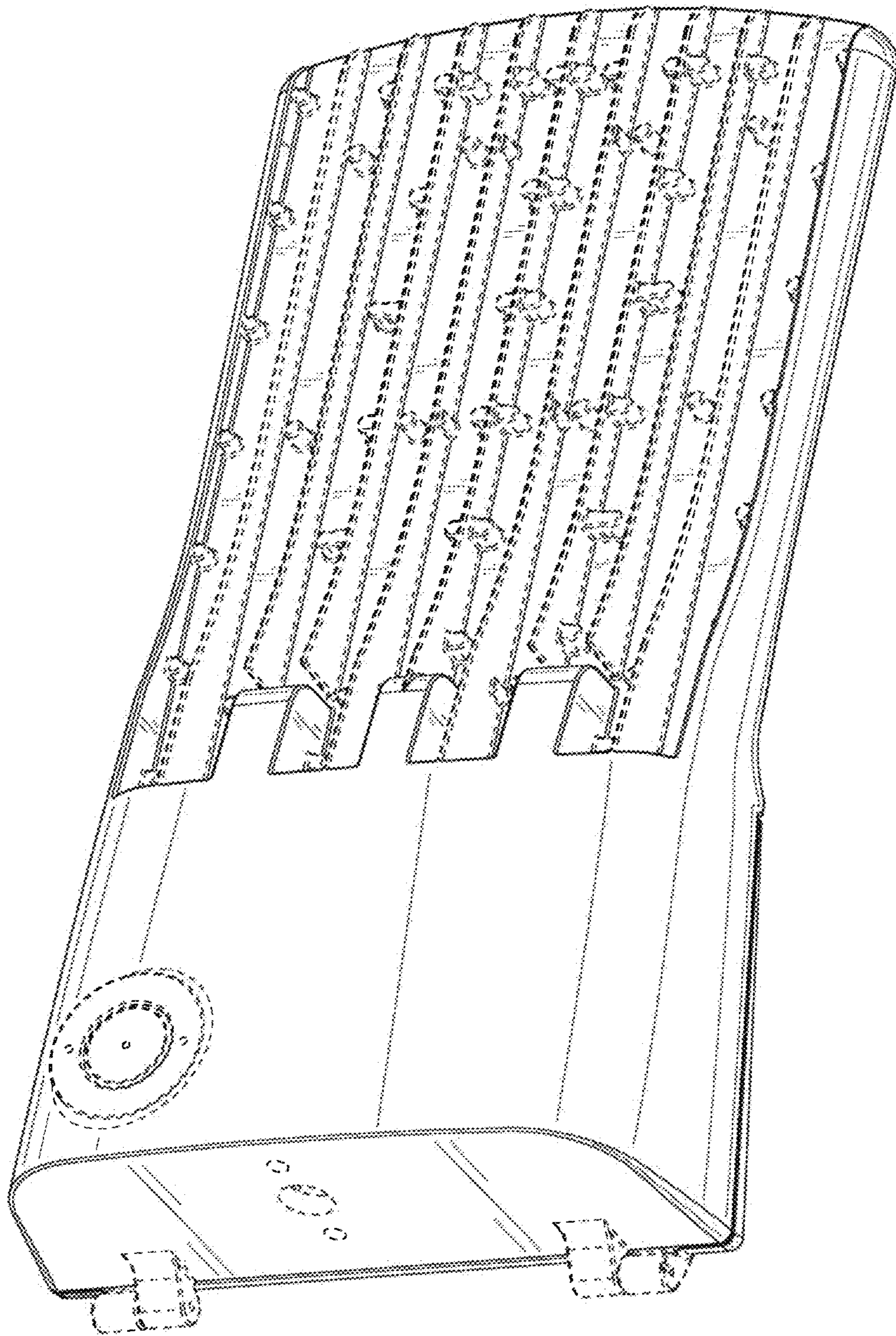


FIG. 2

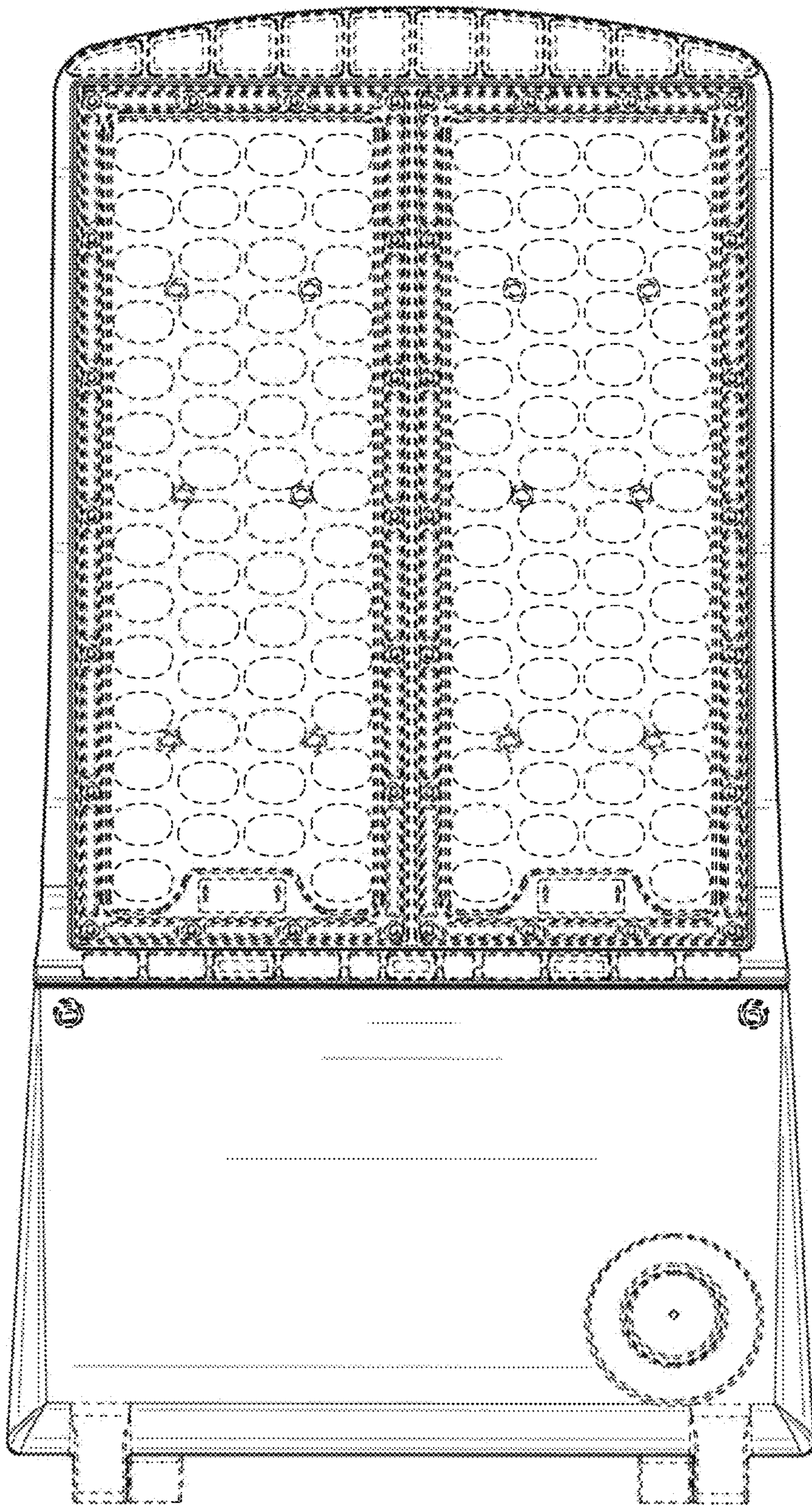


FIG. 3

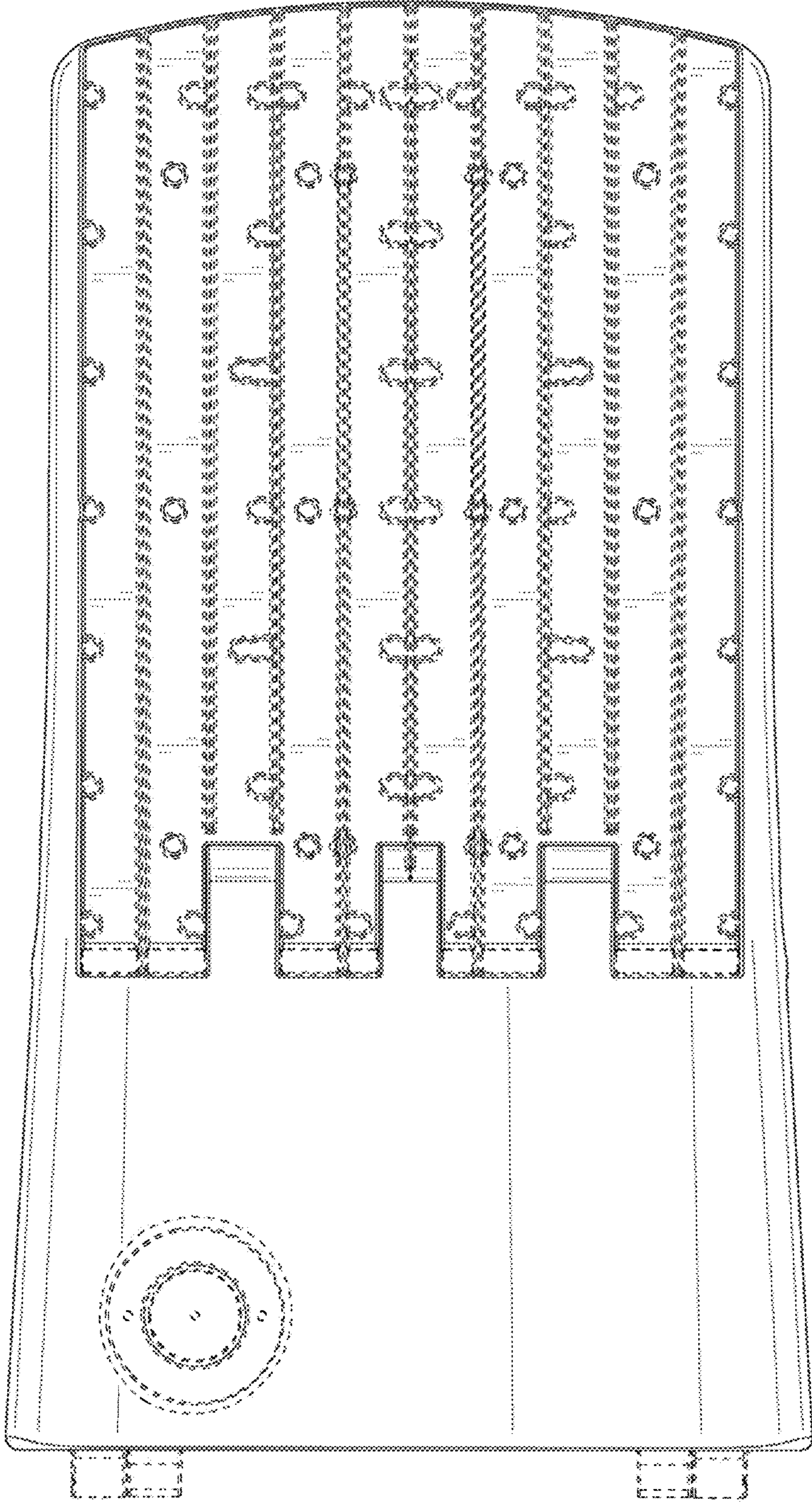


FIG. 4

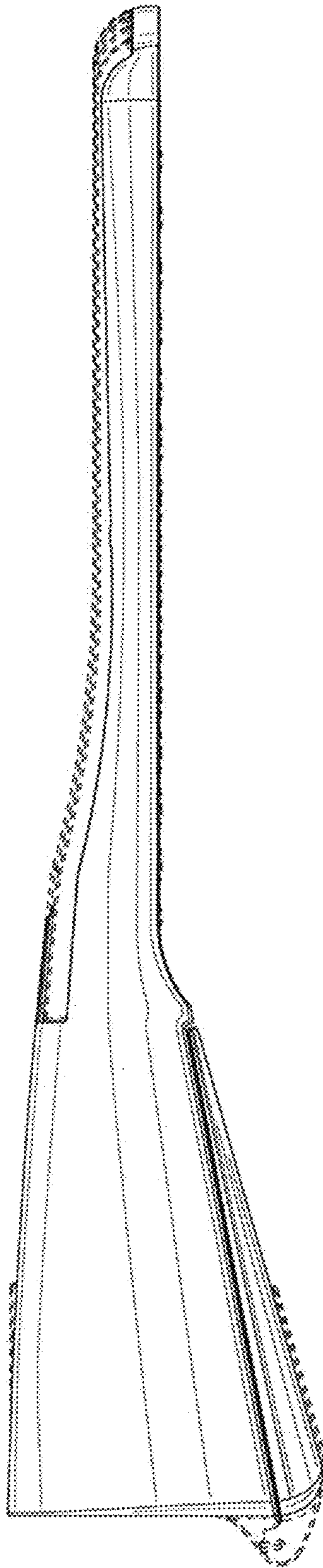


FIG. 5

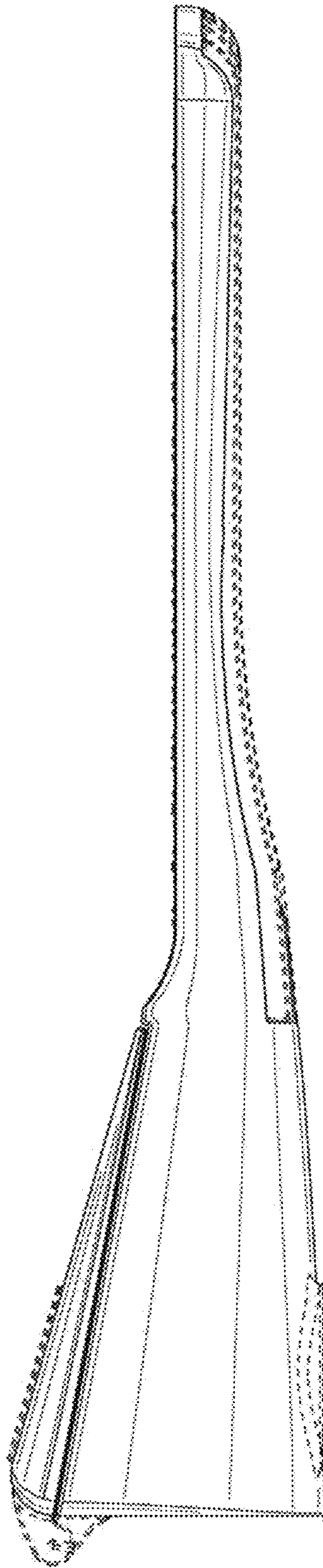


FIG. 6

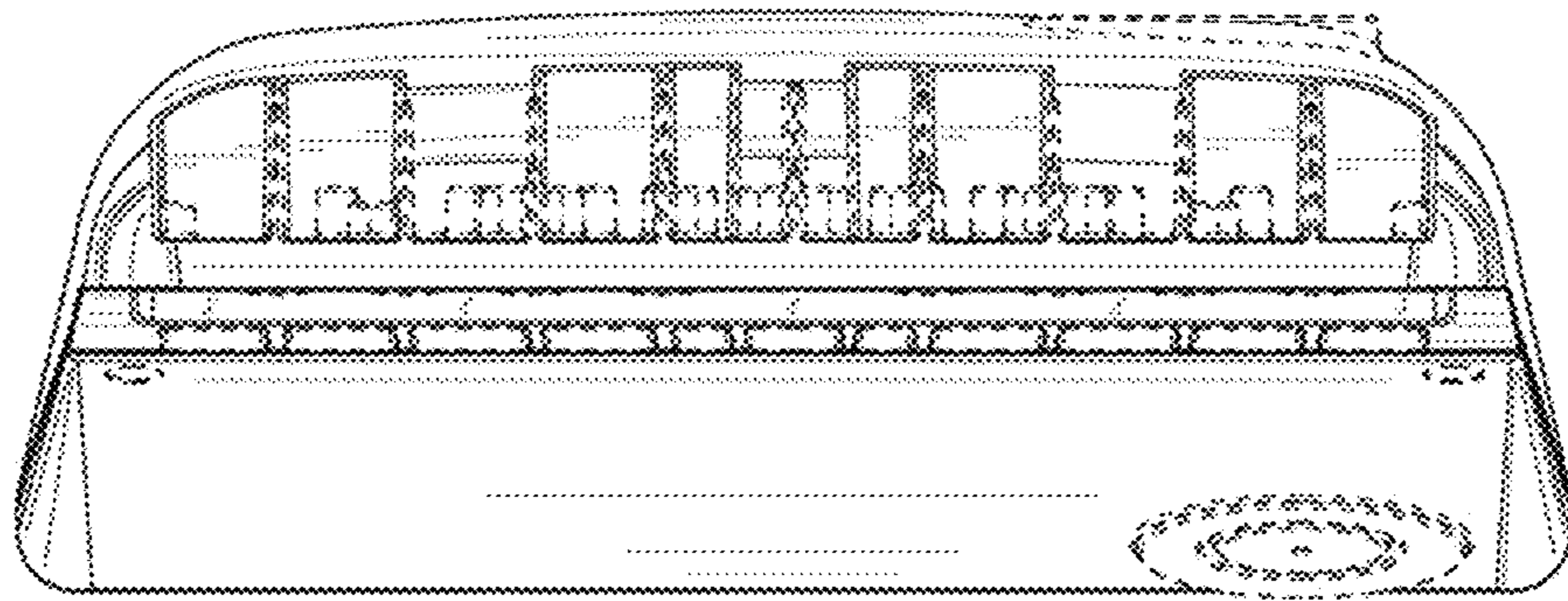


FIG. 7

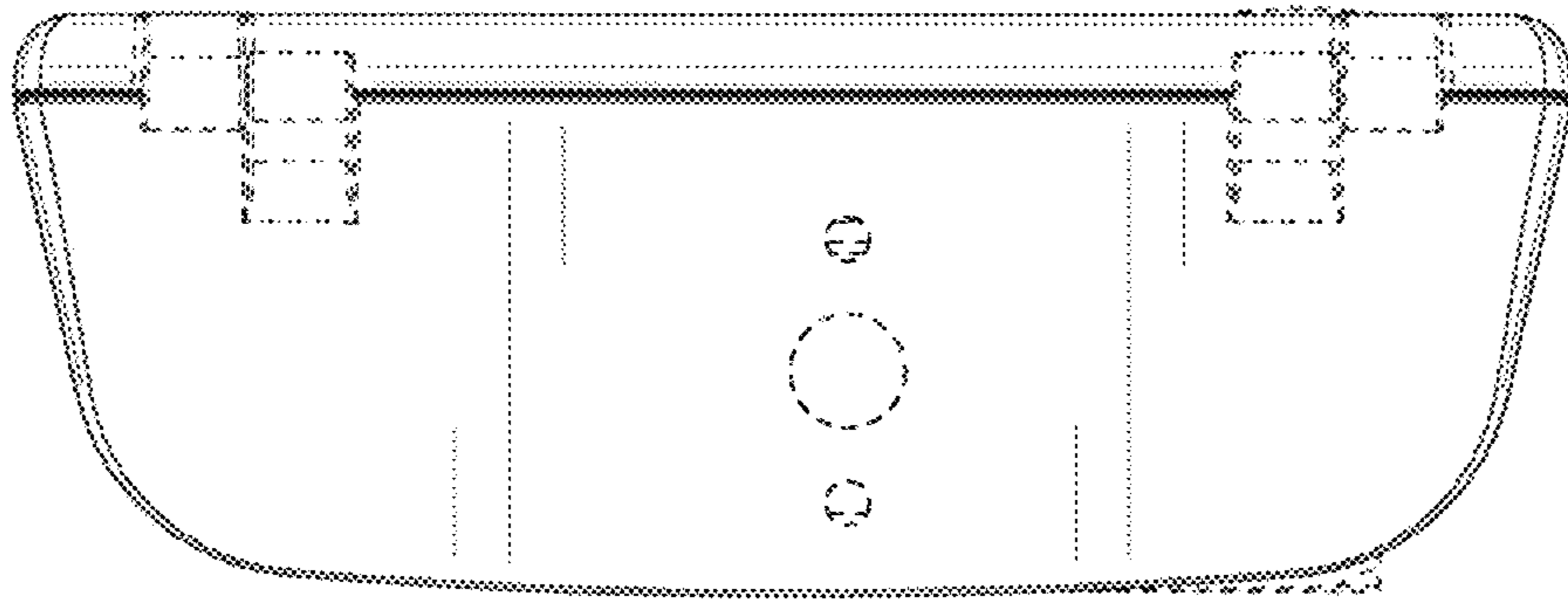


FIG. 8