

US00D976460S

(12) **United States Design Patent**
Jiang

(10) **Patent No.:** **US D976,460 S**
(45) **Date of Patent:** **** Jan. 24, 2023**

(54) **LANTERN**
(71) Applicant: **Yingying Jiang**, Sichuan (CN)
(72) Inventor: **Yingying Jiang**, Sichuan (CN)
(**) Term: **15 Years**

D693,956 S * 11/2013 Yang D26/85
D694,458 S * 11/2013 Yang D26/85
D764,692 S * 8/2016 Montemagni D26/40
D912,300 S * 3/2021 Chen D26/85
D919,155 S * 5/2021 Luo D26/85
D942,061 S * 1/2022 Peng D26/37

(21) Appl. No.: **29/739,665**
(22) Filed: **Jun. 29, 2020**

OTHER PUBLICATIONS

TomCare Solar Lights. By TomCare. Dated Jan. 28, 2020. Found online [Mar. 8, 2022]. <https://www.amazon.com/dp/B082XWN13W> (Year: 2020).*

(30) **Foreign Application Priority Data**

Jan. 19, 2020 (CN) 202030037846.9

* cited by examiner

(51) **LOC (14) Cl.** **26-02**

Primary Examiner — Marissa J Cash

(52) **U.S. Cl.**
USPC **D26/41; D26/40**

Assistant Examiner — William B Melliar

(58) **Field of Classification Search**
USPC D26/24, 37-52, 67, 72, 93, 104-107,
D26/113, 118-120, 138
CPC ... F21L 4/00; F21L 19/00; F21L 4/027; F21Y
2115/10; F21V 23/0414; F21V 21/406;
F21W 2111/10; F21W 2131/10; F21W
2131/109

(57) **CLAIM**

The ornamental design for a lantern, as shown and described.

See application file for complete search history.

DESCRIPTION


FIG. 1 is a perspective view of a lantern showing my new design;
FIG. 2 is a front elevation view thereof;
FIG. 3 is a rear elevation view thereof;
FIG. 4 is a left side elevation view thereof;
FIG. 5 is a right side elevation view thereof;
FIG. 6 is a top plan view thereof; and,
FIG. 7 is a bottom plan view thereof.
The broken lines in the drawings depict portions of the lantern that form no part of the claimed design.

(56) **References Cited**

U.S. PATENT DOCUMENTS

D445,210 S * 7/2001 Chen D26/72
D520,163 S * 5/2006 Krieger D26/40
D693,953 S * 11/2013 Yang D26/104

1 Claim, 7 Drawing Sheets






FIG. 1




FIG. 2




FIG. 3




FIG. 4




FIG. 5

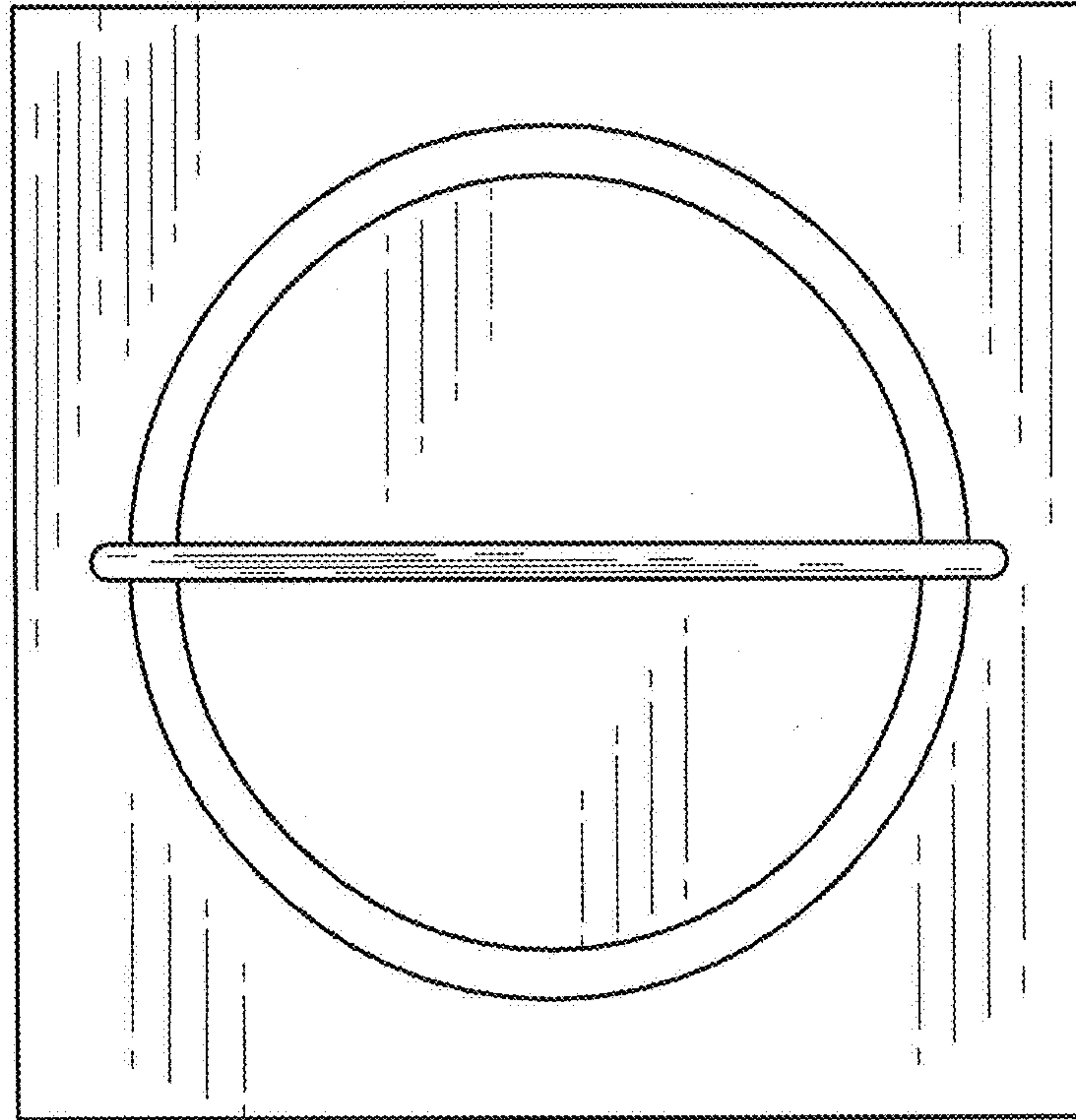


FIG. 6

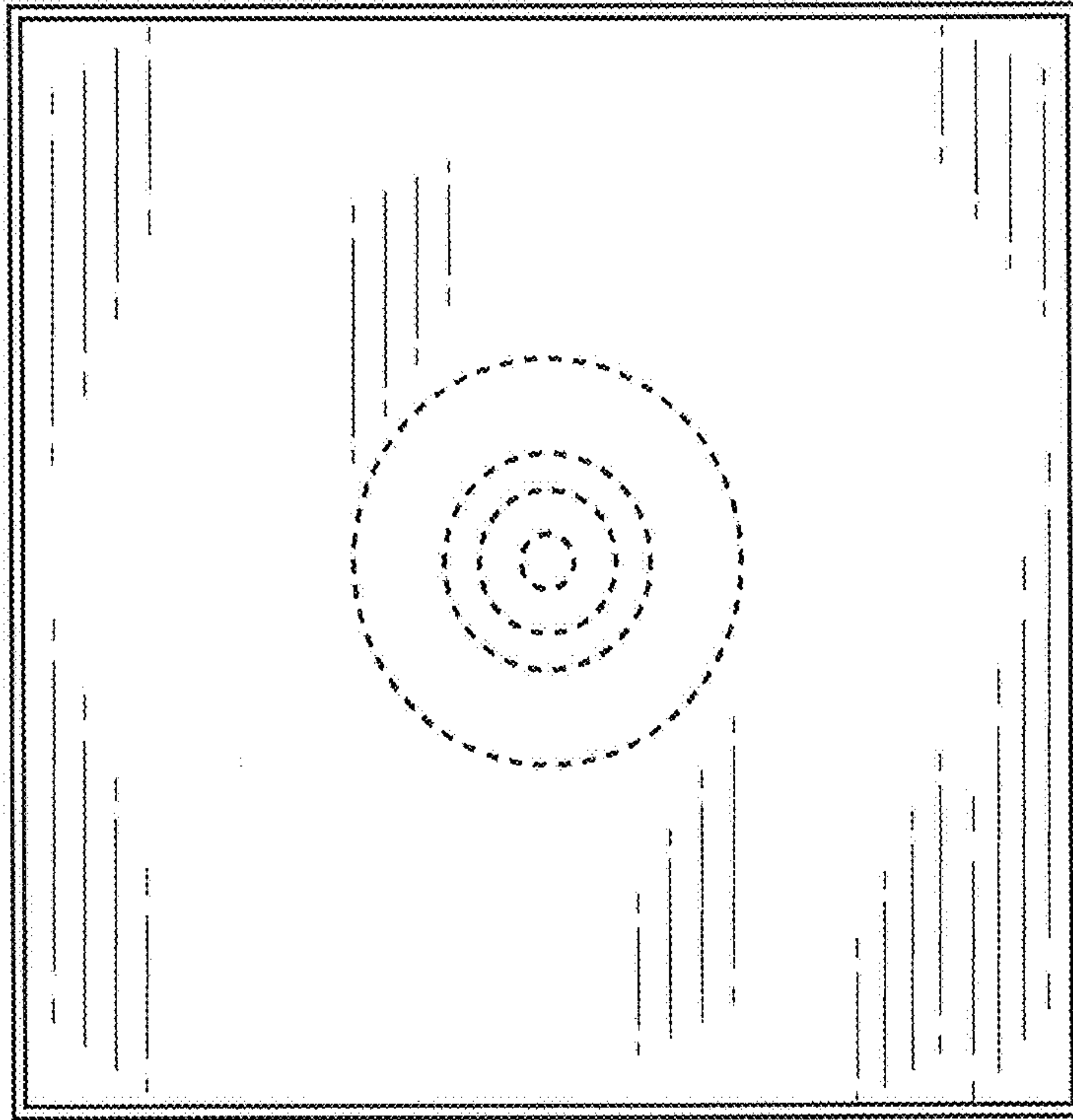


FIG. 7